

UP PADAYON

PUBLIC SERVICE REPORT



University of the Philippines
August - December 2023

HIGHLIGHTS



- **Overall, the University of the Philippines conducted a total of 1,518 public service initiatives** from August to December 2023.
- During reporting period, the public service initiatives of UP are distributed into five main categories:
 - **Knowledge Management and Sharing accounted for the highest number of public service initiatives**, comprising **60.08% or 912** of the total number of initiatives.
 - This category consists of knowledge-sharing activities, technical assistance and consultancy, capacity-building/development programs, research and publications, innovations, and public policy discussions. **November had the highest percentage** under this category with 18.16% or 275 programs, activities, and projects implemented and publicized on various platforms.
 - **Volunteer Programs and Community Engagement** accounted for **12.32% or 187** of the total public service initiatives
 - This category consists of volunteer programs and extension projects. **October had the highest percentage** under this category with 3.56% or 54 programs, activities, and projects implemented and publicized on various platforms.

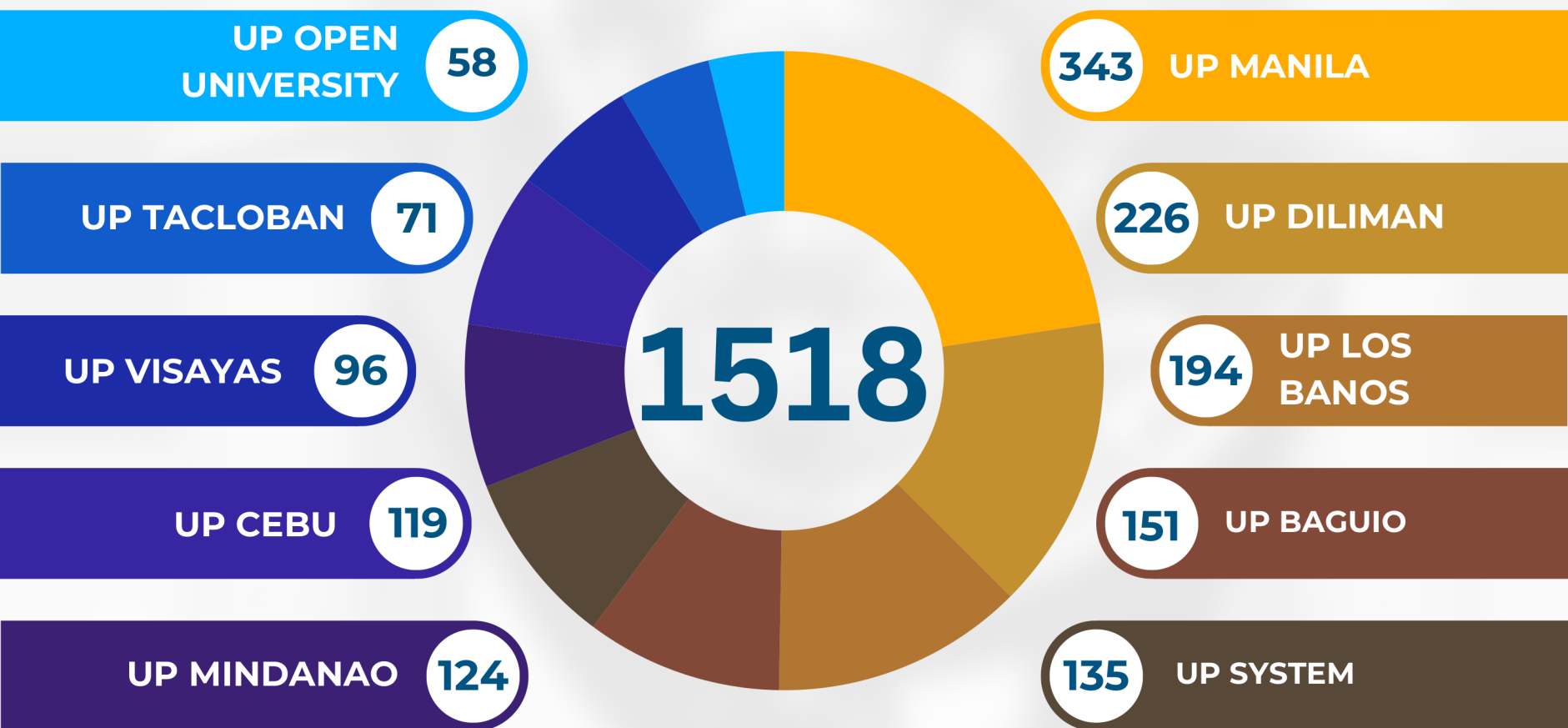
HIGHLIGHTS



- **Networks and Linkages** accounted for **12.71% or 193** of the total public service initiatives
 - This category consists of partnerships and linkages with SUCs and local and international institutions. **August had the highest percentage** under this category with 3.29% or 50 engagements reported on various platforms.
- **Other Initiatives include student-centered programs, direct services** (recurring activities), **and alumni-led projects.** It accounted for **14.69% or 223** of the total public service initiatives.
 - **October had the highest percentage** under this category with 3.89% or 59 programs, activities, and projects implemented and publicized on various platforms.
- **COVID provisions** accounted for **0.2% or 3** of the total public service initiatives.

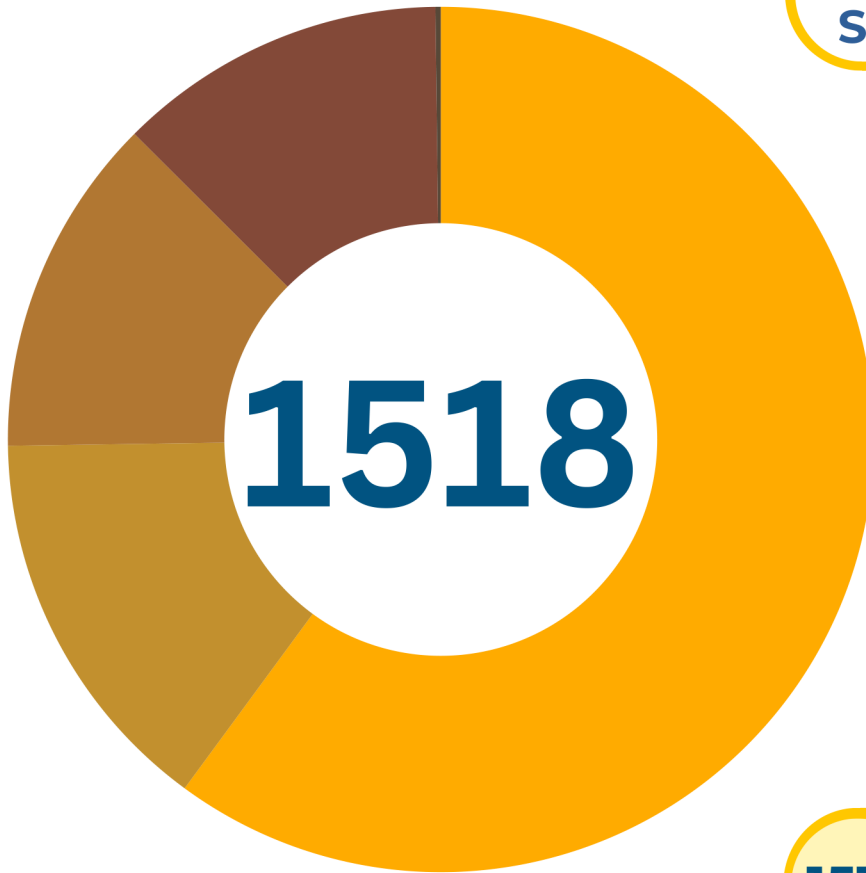
TOTAL REPORTED PUBLIC SERVICE ACTIVITIES OF ALL UP CUs

UP Manila reported the highest number of public service initiatives with **22.6% or 343**, followed by UP Diliman (14.9%), UP Los Baños (12.8%), UP Baguio (10%), UP System (8.9%), UP Mindanao (8.2%), UP Cebu (7.8%), UP Visayas (6.3%), UP Tacloban (4.7%), and UP Open University (3.8%).



Limitations of the report: We rely heavily on each CU's social media and website for this report. If there are initiatives that are not posted but would like to be included, please get in touch with us at padayon@up.edu.ph.

UNIVERSITY OF THE PHILIPPINES' PUBLIC SERVICE PROJECTS FROM AUGUST - DECEMBER 2023



Types and Number of Public Service Projects

912

Knowledge and Management Sharing

223

Other Initiatives

193

Networks and Linkages

187

Volunteer Programs and Community Engagements

3

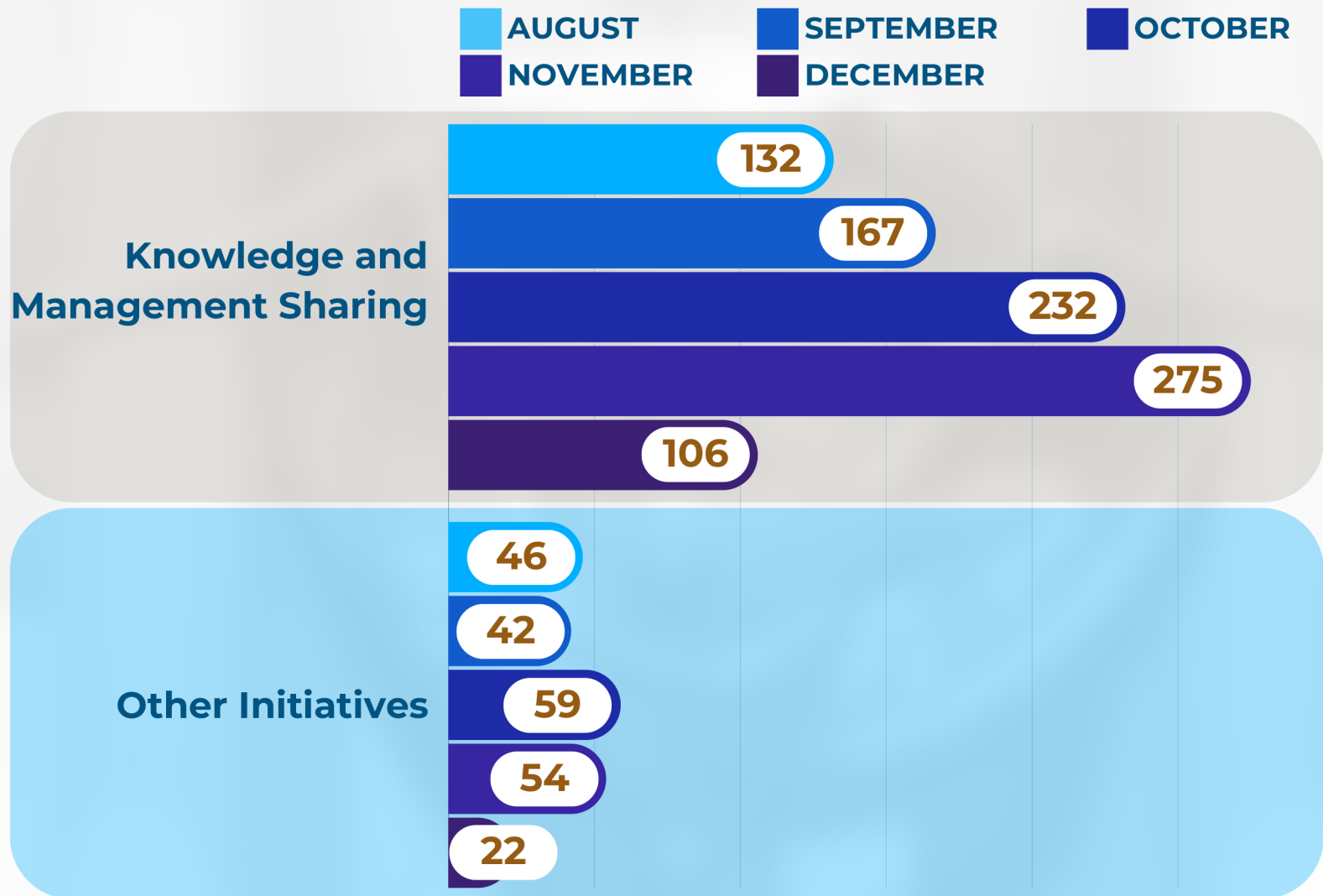
Covid Provisions

1518

TOTAL # OF PS PROJECTS

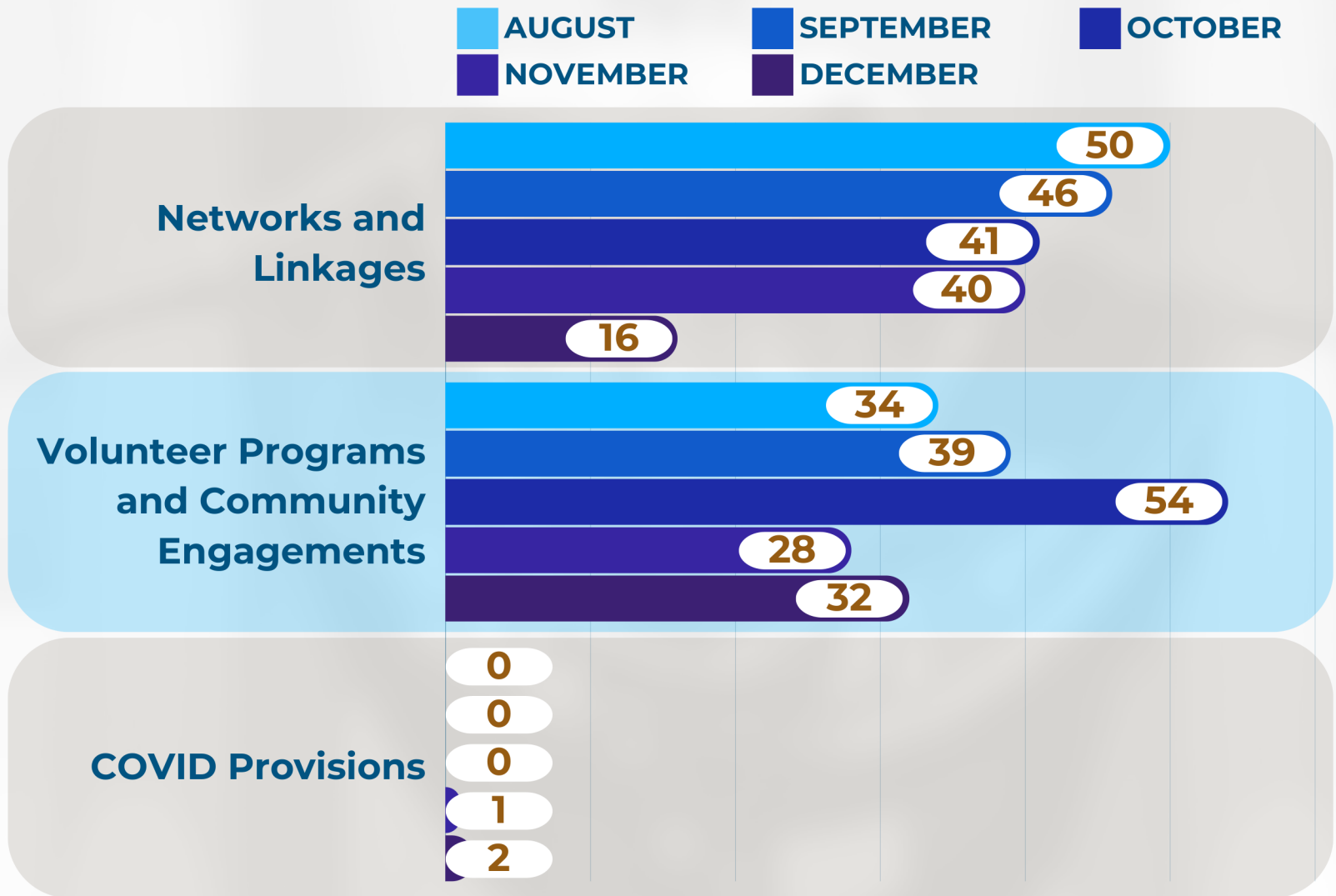
Limitations of the report: We rely heavily on each CU's social media and website for this report. If there are initiatives that are not posted but would like to be included, please get in touch with us at padayon@up.edu.ph.

BREAKDOWN OF UP PUBLIC SERVICE PROJECTS ON A MONTHLY BASIS (AUGUST - DECEMBER 2023)



Limitations of the report: We rely heavily on each CU's social media and website for this report. If there are initiatives that are not posted but would like to be included, please get in touch with us at padayon@up.edu.ph.

BREAKDOWN OF UP PUBLIC SERVICE PROJECTS ON A MONTHLY BASIS (AUGUST - DECEMBER 2023)



Limitations of the report: We rely heavily on each CU's social media and website for this report. If there are initiatives that are not posted but would like to be included, please get in touch with us at padayon@up.edu.ph.

BREAKDOWN OF PUBLIC SERVICE ACTIVITIES OF UP FROM AUGUST TO DECEMBER 2023

	Breakdown of PS Initiatives (all CUs)	Aug	Sept	Oct	Nov	Dec
1	Covid Provisions	0	0	0	1	2
2	Knowledge Management and Sharing	132	167	232	275	106
2.1	Knowledge Sharing	58	102	147	179	65
2.2	Technical Assistance and Consultancy	25	26	27	28	11
2.3	Capacity Building/Development	29	16	26	25	8
2.4	Research and Publications	8	12	20	29	16
2.5	Innovations	8	8	9	10	4
2.6	Public Policy Discussions	4	3	3	4	2

Limitations of the report: We rely heavily on each CU's social media and website for this report. If there are initiatives that are not posted but would like to be included, please get in touch with us at padayon@up.edu.ph.

BREAKDOWN OF PUBLIC SERVICE ACTIVITIES OF UP FROM AUGUST TO DECEMBER 2023

	Breakdown of PS Initiatives (all CUs)	Aug	Sept	Oct	Nov	Dec
3	Volunteer Programs and Community Engagements	34	39	54	28	32
4	Networks and Linkages	50	46	41	40	16
4.1	International	20	15	18	24	6
4.2	Local	25	30	21	15	10
4.3	SUCs	5	1	2	1	0
5	Other Initiatives	46	42	59	54	22
5.1	Student-Centered	29	24	30	31	15
5.2	Alumni-Led	9	14	16	13	3
5.3	Direct Services	8	4	13	10	4

Limitations of the report: We rely heavily on each CU's social media and website for this report. If there are initiatives that are not posted but would like to be included in the report, please get in touch with us at padayon@up.edu.ph.

RECOMMENDATIONS



- **During the reporting period, volunteer programs and community engagement had the lowest total compared to other categories.** To address this, we are suggesting the following:
 - **Enhance the effectiveness of Ugnayan ng Pahinungod by:**
 - **Increasing public awareness campaigns** within UP CUs to attract more volunteers, donors, and support from communities and organizations; and
 - **Launching social media campaigns** that feature and share success stories and testimonials from volunteers and beneficiaries to showcase the positive impact of Pahinungod's programs.
 - In collaboration with the **Office of the Vice President for Academic Affairs**, explore how to strengthen the synergy between academic and public service in the courses being offered.

RECOMMENDATIONS



- **Incentivize public service**

- Encourage greater engagement and consistent delivery of public service initiatives among Constituent Universities by providing annual incentives such as recognition and awards for offices, units, individual faculty members, staff, and REPs, and even student organizations that consistently deliver public service initiatives.
- Due to the **possible under-reporting of public service initiatives** during the whole reporting period, we suggest the following improvement:
 - **Strengthen the connection of UP Padayon Public Service Office to CUs** by appointing representatives from each who will help monitor, report, and ensure the completeness and accuracy of the public service programs undertaken by CUs.
 - Ensure that all Constituent Universities understand the importance of accurate and comprehensive reporting of their public service initiatives.
 - Regularly evaluate and update public service reporting processes based on lessons learned and emerging best practices.