

UP PADAYON

PUBLIC SERVICE REPORT



UP CEBU

January - March 2024

Limitations of the report: We rely heavily on each CU's social media and website for this report. If there are initiatives that are not posted but would like to be included in the report, please get in touch with us at padayon@up.edu.ph.

HIGHLIGHTS



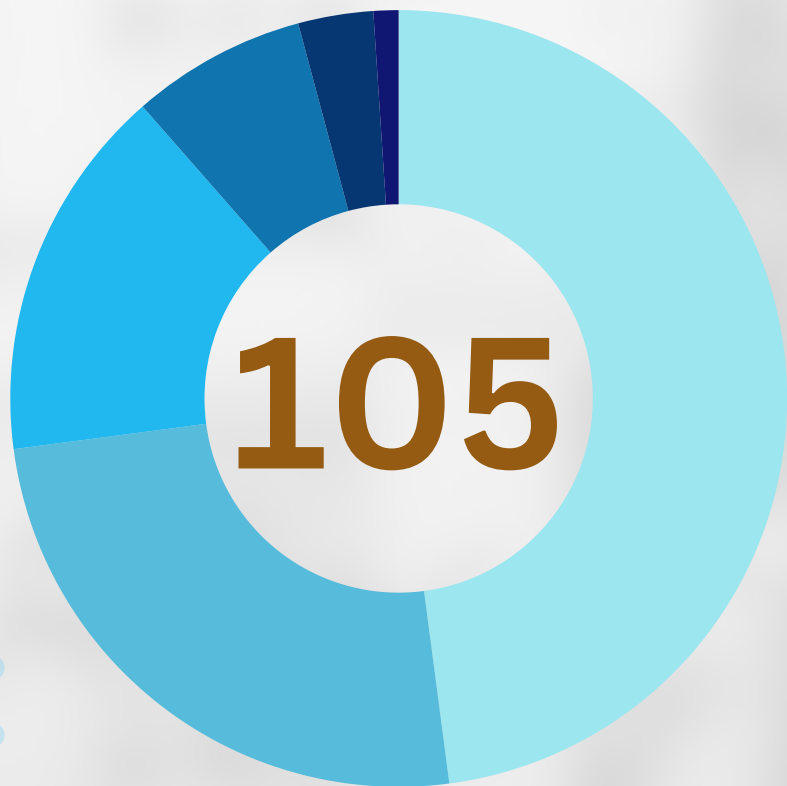
- **UP Cebu facilitated 105 Public Service initiatives for the 1st quarter of 2024**, comprising almost 9.19% of the total public service initiatives across the UP System.
- UP Cebu recorded **the highest in Information Dissemination tallying 50%** of its overall implemented public service activities. Service to the University was recorded second in terms of frequency in implementation with 18%, followed by Network and Linkages and Service Learning with 9%.
- Data shows that there is a **monthly increasing trend** in terms of implemented public service initiatives for UP Cebu. An increase of 50% was recorded in the implemented number of activities for February and a 29% increase for March.

HIGHLIGHTS



- UP Cebu's public service initiatives largely contributed to the advancement of **SDG4-Quality Education** (with 80 activities), **SDG5-Gender Equality** (with 21), and **SDG 11 Sustainable Cities and Communities** (with 17).
- **Notable among its initiatives for the first quarter of 2024** is the conduct of free reading tutorials on reading remedial (Filipino subjects) that benefitted 36 pupils from Tejero Elementary School. The initiative was spearheaded by UP Cebu NSTP-CWTS Section F and O, under the advisory of Mr. Kenneth Gallardo and Ms. Megara Lim, in partnership with UP Cebu Pahinungod.

UP CEBU PUBLIC SERVICE PROJECTS FROM JANUARY - MARCH 2024



Types and Number of Public Service Projects

53 Information Dissemination

19 Service to University

9 Service Learning

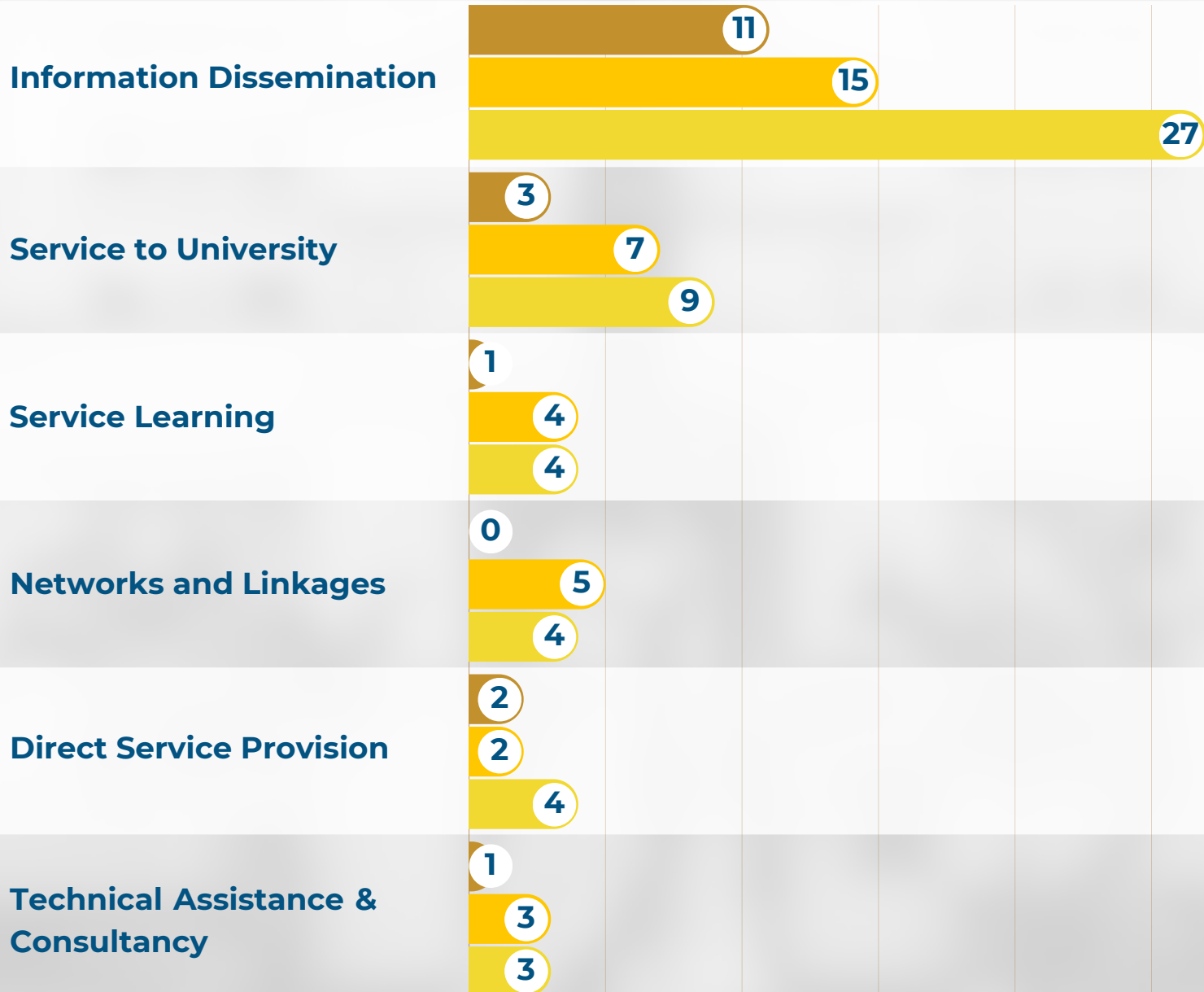
9 Networks and Linkages

8 Direct Service Provision

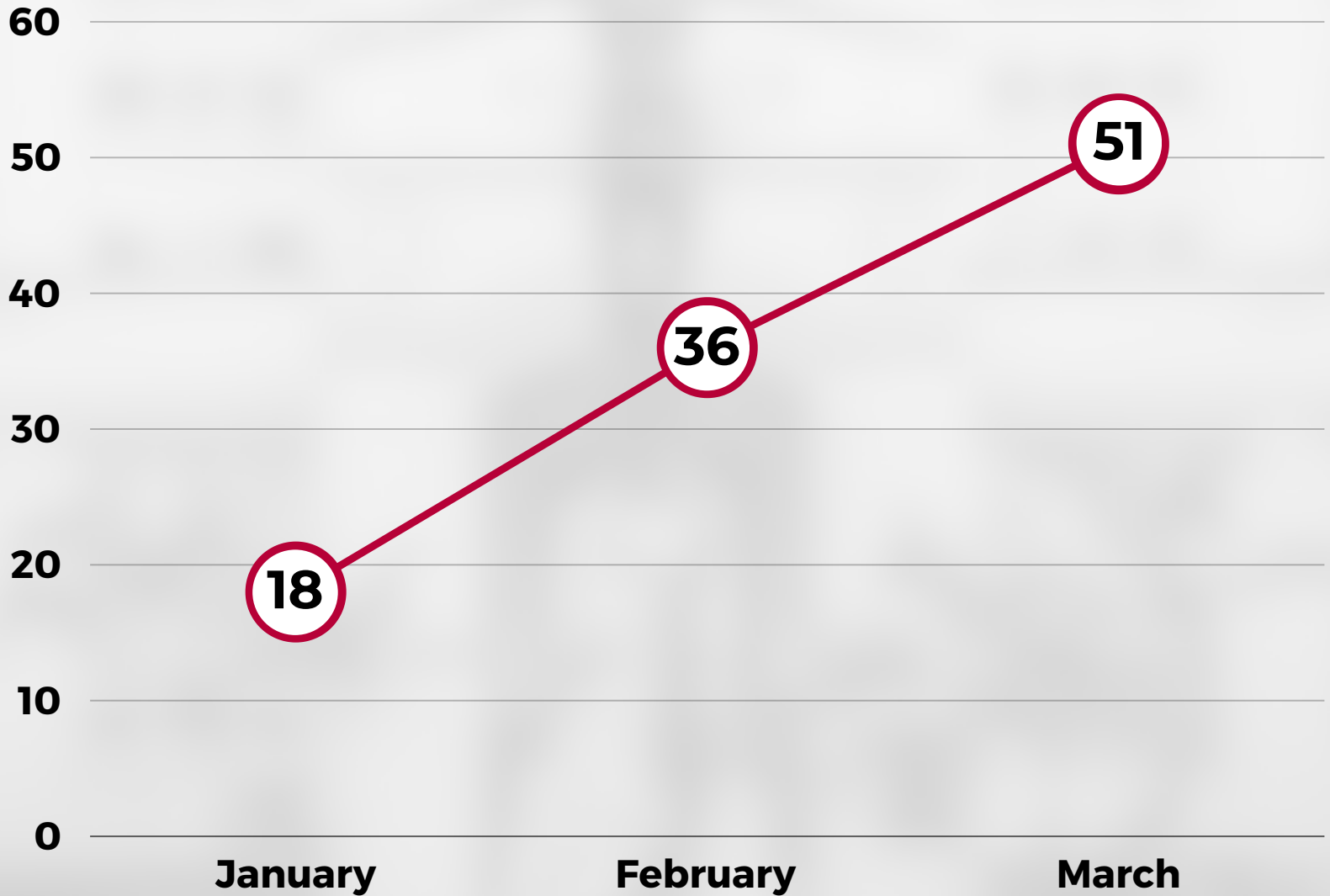
7 Technical Assistance & Consultancy

105 TOTAL # OF PS PROJECTS


COMPARISON OF UP CEBU PUBLIC SERVICE PROJECTS: JANUARY - MARCH 2024



NUMBER OF UP CEBU'S PUBLIC SERVICE PROJECTS PER MONTH



**THE TOP 3 SUSTAINABLE DEVELOPMENT GOALS
PRESENT IN THE PS INITIATIVES OF UP CEBU
FROM JANUARY - MARCH 2024**



TOTAL NUMBER OF SDG'S PRESENT IN THE PS INITIATIVES OF UP CEBU FROM JANUARY - MARCH 2024

#	SUSTAINABLE DEV'T GOAL	JAN	FEB	MAR	TOTAL
1	NO POVERTY	0	1	1	2
2	ZERO HUNGER	0	0	0	0
3	GOOD HEALTH AND WELL-BEING	1	2	5	8
4	QUALITY EDUCATION	16	34	30	80
5	GENDER EQUALITY	2	2	17	21
6	CLEAN WATER AND SANITATION	1	1	0	2
7	AFFORDABLE AND CLEAN ENERGY	0	0	1	1
8	DECENT WORK AND ECONOMIC GROWTH	0	1	4	5

#	SUSTAINABLE DEV'T GOAL	JAN	FEB	MAR	TOTAL
9	INDUSTRIES, INNOVATION AND INFRASTRUCTURE	2	3	6	11
10	REDUCED INEQUALITIES	1	0	1	2
11	SUSTAINABLE CITIES AND COMMUNITIES	3	8	6	17
12	RESPONSIBLE CONSUMPTION AND PRODUCTION	0	0	0	0
13	CLIMATE ACTION	1	1	2	4
14	LIFE BELOW WATER	0	0	0	0
15	LIFE ON LAND	0	0	0	0
16	PEACE, JUSTICE AND STRONG INSTITUTIONS	4	4	7	15
17	PARTNERSHIPS FOR THE GOALS	2	1	1	4