

UP PADAYON

PUBLIC SERVICE REPORT



UP DILIMAN

January - March 2024

Limitations of the report: We rely heavily on each CU's social media and website for this report. If there are initiatives that are not posted but would like to be included in the report, please get in touch with us at padayon@up.edu.ph.

HIGHLIGHTS



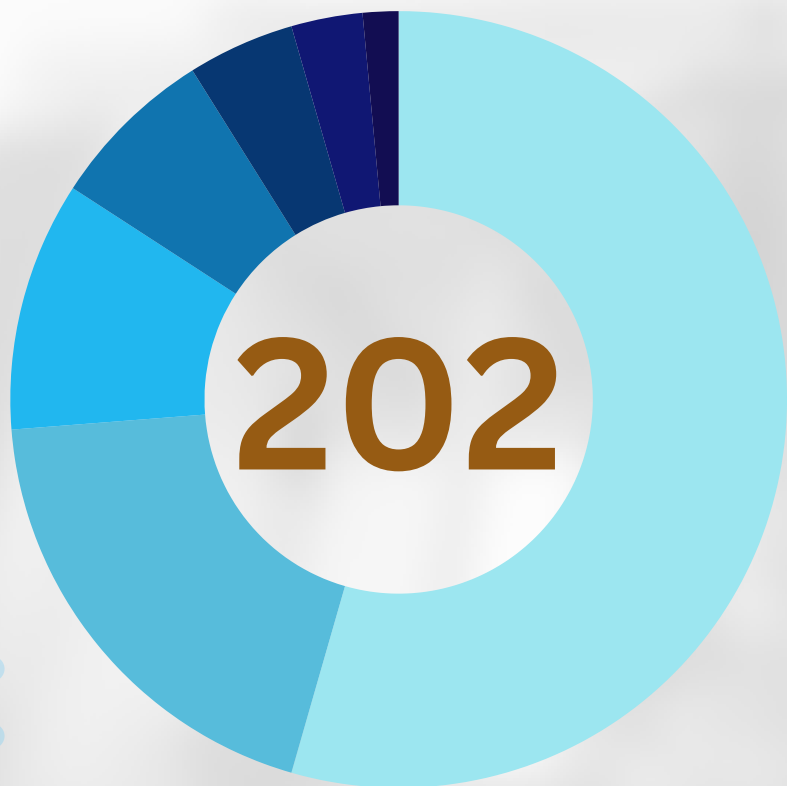
- UP Diliman conducted **202 public service (PS) initiatives** for the period of January to March 2024.
- For the three months, **54%** of UP Diliman PS initiatives fell under **Information Dissemination**, followed by **Service to University with 19%**, and **Networks and Linkages with 10%**.
- March had the most activities on Information Dissemination (46) and Service to University (15).
- From January to March, **the total PS initiatives of UP Diliman gradually increased**. January had 59, February had 65, and March had 78 PS initiatives. There was around a **32% increase** in PS initiatives for March compared to the initiatives in January.

HIGHLIGHTS



- **Sustainable Development Goals:** Most of UP Diliman's PS initiatives for the period fell under **SDG 4 (Quality education), with 129 initiatives**. This was followed by **SDG 3 (Good health and well-being) with 40 initiatives**, and **SDG 8 (Decent work and economic growth) with 30 initiatives**.
- **Alumni-Led:** The Alpha Phi Omega Fraternity-Eta Chapter and the UP Diliman Health Service conducted a blood drive on January 26 at UP Diliman.

UP DILIMAN PUBLIC SERVICE PROJECTS FROM JANUARY - MARCH 2024



Types and Number of Public Service Projects

110 Information Dissemination

39 Service to University

21 Networks and Linkages

14 Direct Service Provision

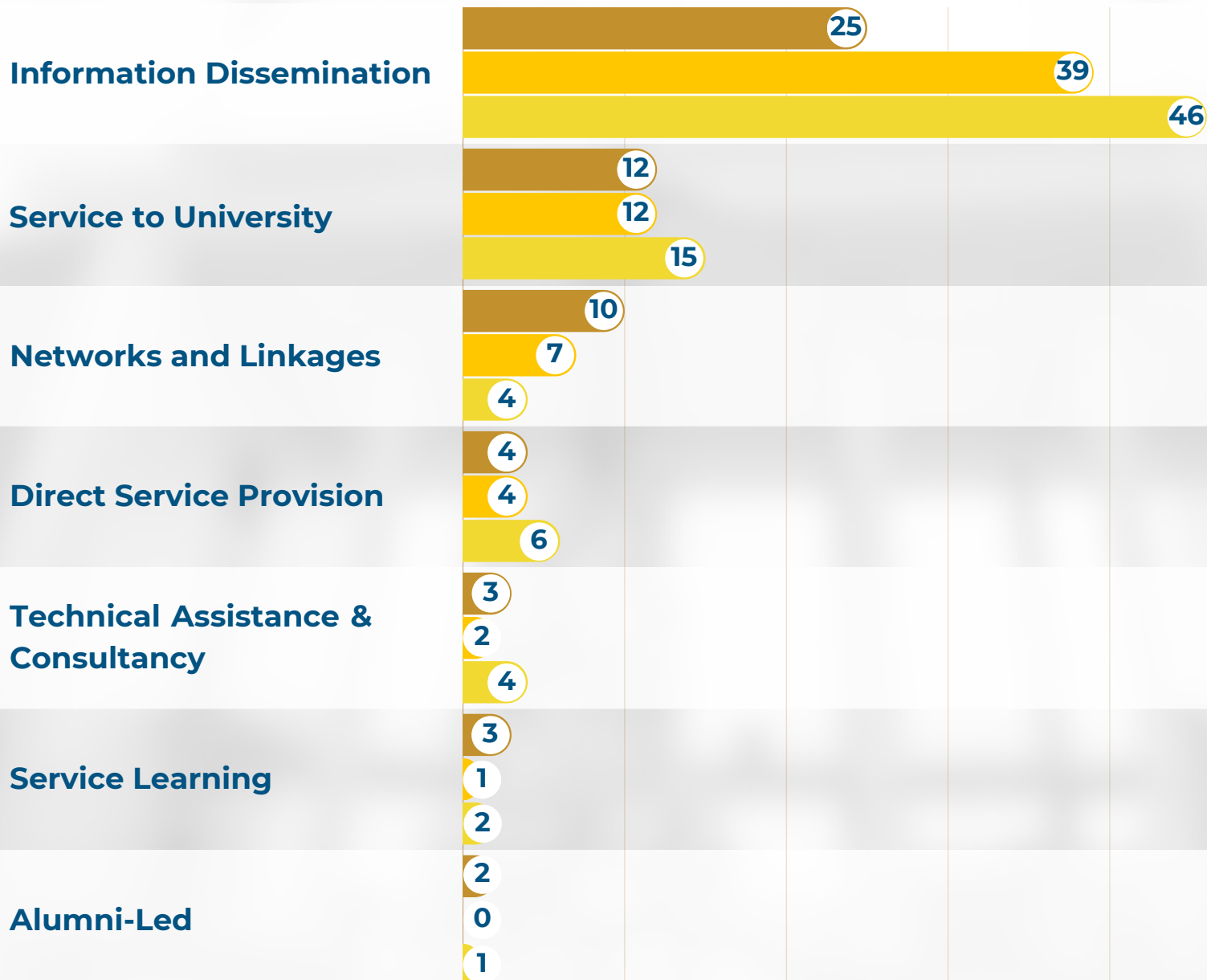
9 Technical Assistance & Consultancy

6 Service Learning

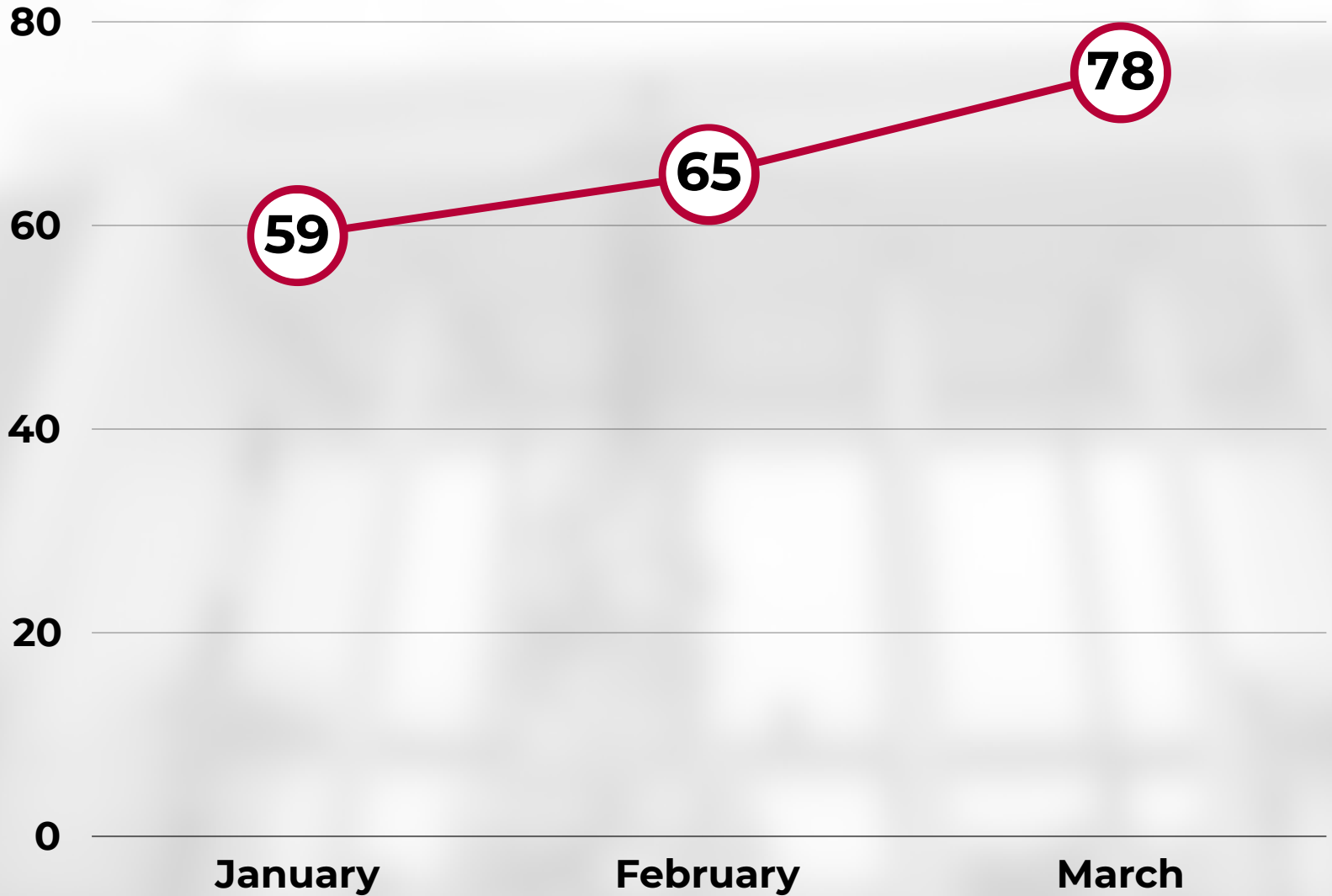
3 Alumni-Led

202 TOTAL # OF PS PROJECTS

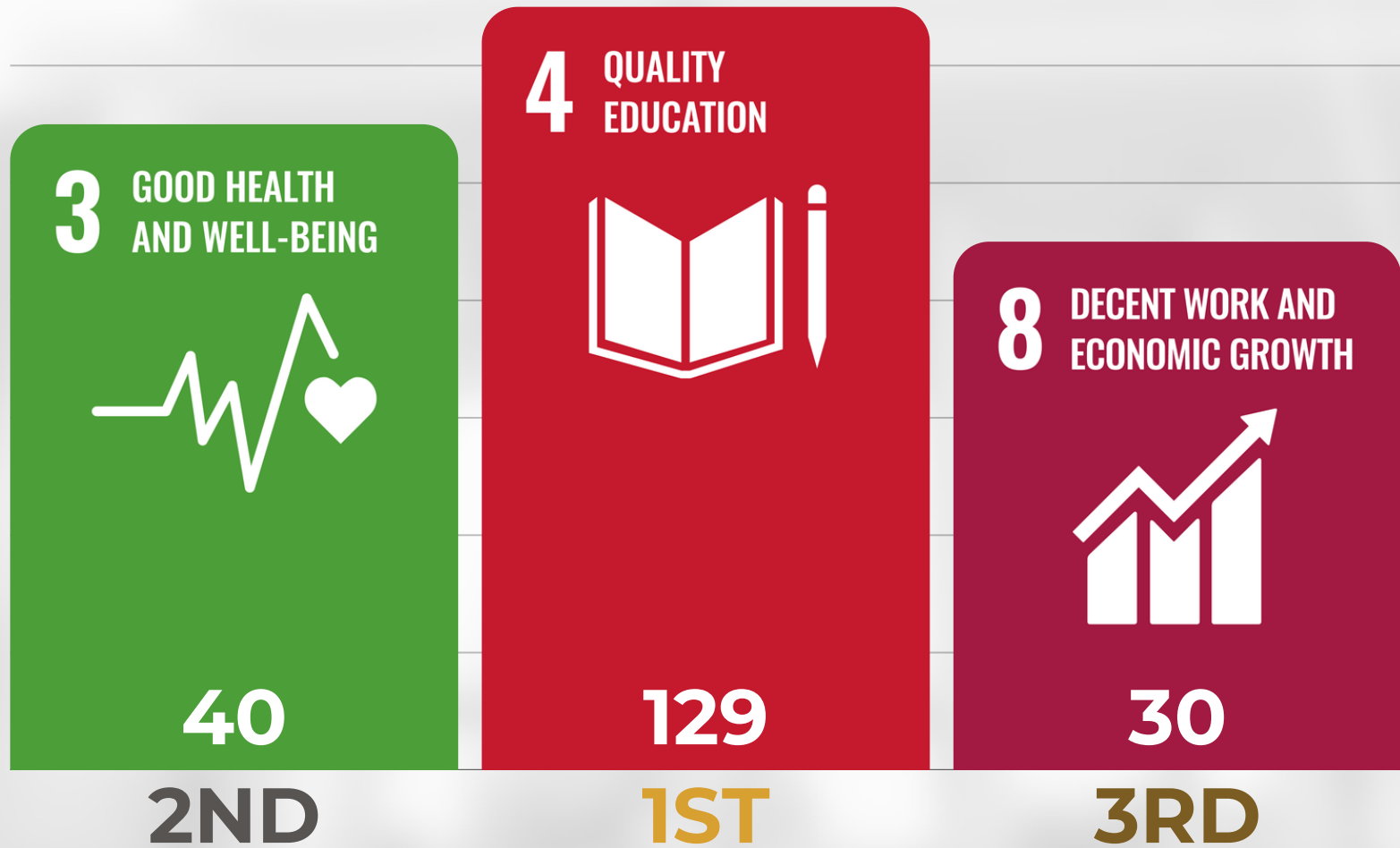
COMPARISON OF UP DILIMAN PUBLIC SERVICE PROJECTS: JANUARY - MARCH 2024



NUMBER OF UP DILIMAN'S PUBLIC SERVICE PROJECTS PER MONTH



**THE TOP 3 SUSTAINABLE DEVELOPMENT GOALS
PRESENT IN THE PS INITIATIVES OF UP DILIMAN
FROM JANUARY - MARCH 2024**



TOTAL NUMBER OF SDG'S PRESENT IN THE PS INITIATIVES OF UP DILIMAN FROM JANUARY - MARCH 2024

#	SUSTAINABLE DEV'T GOAL	JAN	FEB	MAR	TOTAL
1	NO POVERTY	0	0	0	0
2	ZERO HUNGER	4	1	0	5
3	GOOD HEALTH AND WELL-BEING	10	17	13	40
4	QUALITY EDUCATION	36	48	45	129
5	GENDER EQUALITY	2	3	18	23
6	CLEAN WATER AND SANITATION	0	0	0	0
7	AFFORDABLE AND CLEAN ENERGY	0	1	0	1
8	DECENT WORK AND ECONOMIC GROWTH	11	7	12	30

#	SUSTAINABLE DEV'T GOAL	JAN	FEB	MAR	TOTAL
9	INDUSTRIES, INNOVATION AND INFRASTRUCTURE	7	4	3	14
10	REDUCED INEQUALITIES	0	0	6	6
11	SUSTAINABLE CITIES AND COMMUNITIES	4	3	3	10
12	RESPONSIBLE CONSUMPTION AND PRODUCTION	0	0	2	2
13	CLIMATE ACTION	0	0	0	0
14	LIFE BELOW WATER	2	2	1	5
15	LIFE ON LAND	1	0	1	2
16	PEACE, JUSTICE AND STRONG INSTITUTIONS	6	9	3	18
17	PARTNERSHIPS FOR THE GOALS	7	4	2	14