

# UP PADAYON

## PUBLIC SERVICE REPORT



# UP LOS BAÑOS

## January - March 2024

**Limitations of the report:** We rely heavily on each CU's social media and website for this report. If there are initiatives that are not posted but would like to be included in the report, please get in touch with us at [padayon@up.edu.ph](mailto:padayon@up.edu.ph).

# HIGHLIGHTS



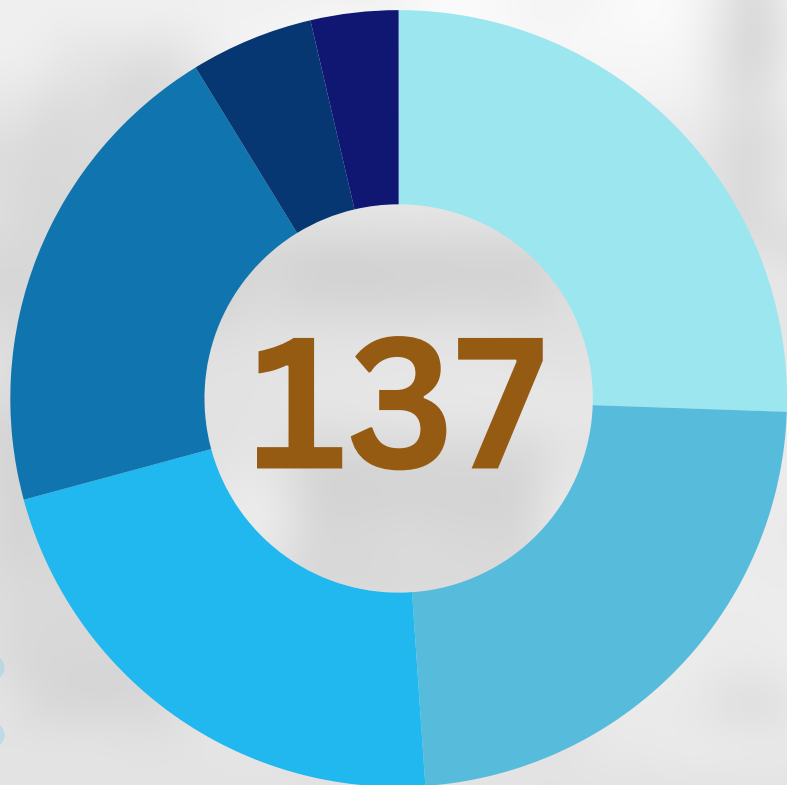
- **A total of 137 public service initiatives** were spearheaded by UP Los Baños for the 1st quarter of 2024.
- Most of UPLB's endeavors centered around **service to the university (26%), information dissemination (23%), forming linkages with various external stakeholders (22%), and direct service provision (20%)**.
- UPLB conducted most initiatives during **February with 50**, followed by **March with 49**, then **January with 38**.

# HIGHLIGHTS



- **UP Los Baños forged partnerships with 30 external stakeholders** to explore future academic and research collaborations, internships, and scholarship opportunities.
- Throughout the quarter, the UPLB demonstrated a steadfast commitment to advancing all 17 Sustainable Development Goals (SDGs) with **the top three contributing to SDG 4** (Quality Education) with 96, **SDG 3** (Good Health and Well-being) with 31, and **SDG 2** (Zero Hunger) with 17 activities.

# UP LOS BAÑOS PUBLIC SERVICE PROJECTS FROM JANUARY - MARCH 2024



## Types and Number of Public Service Projects

**35** Service to University

**32** Information Dissemination

**30** Networks and Linkages

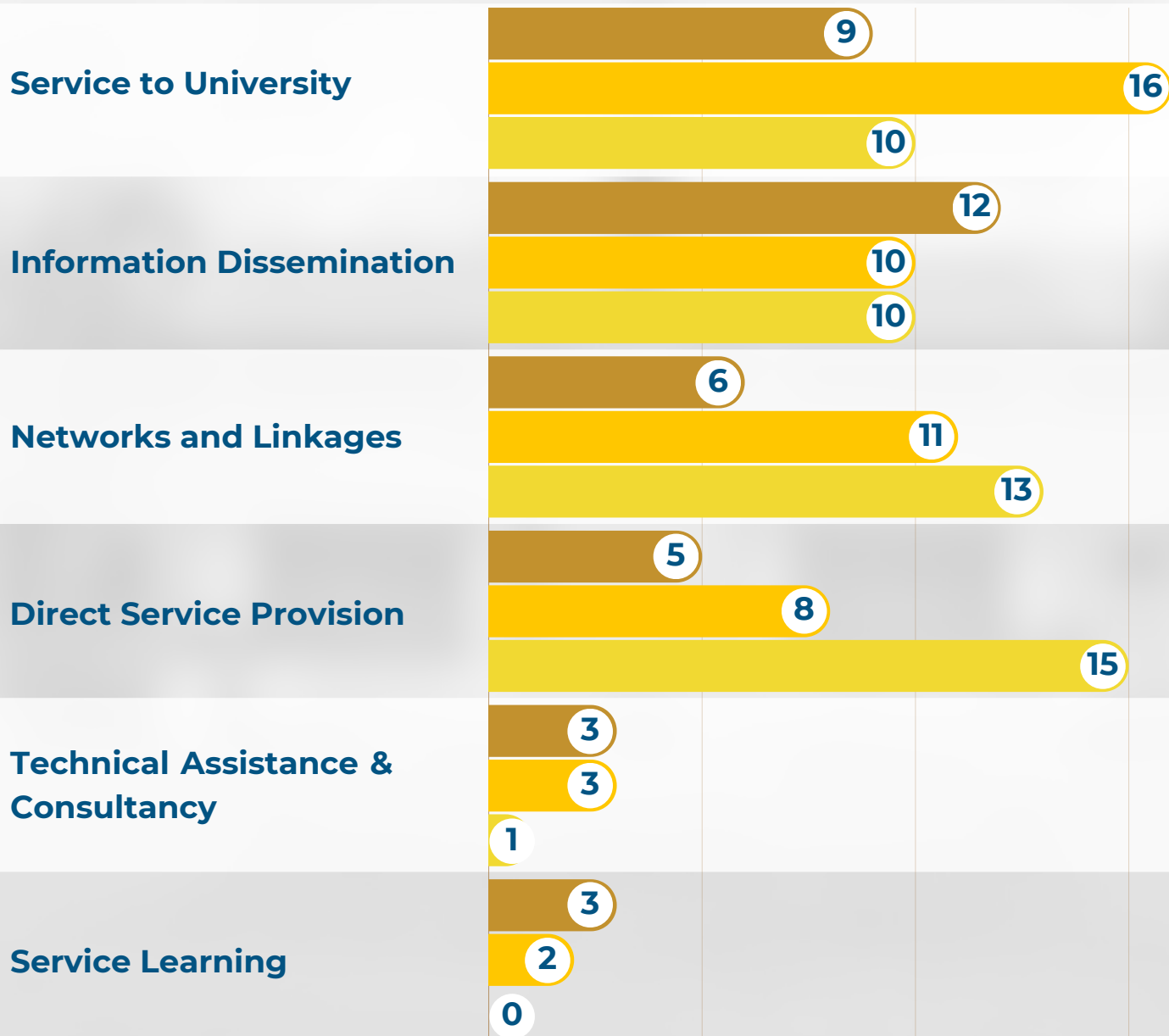
**28** Direct Service Provision

**7** Technical Assistance & Consultancy

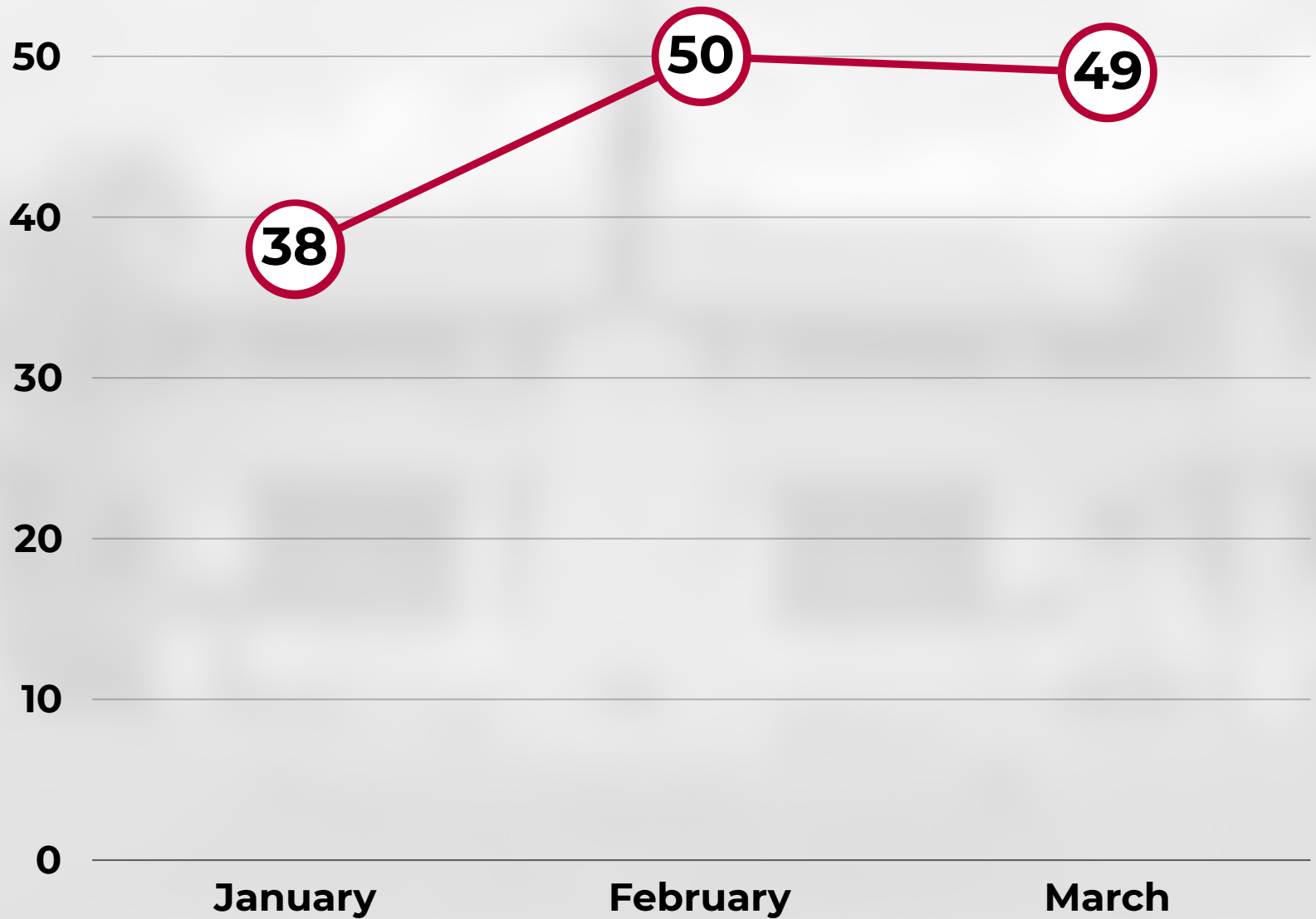
**5** Service Learning

**137** TOTAL # OF PS PROJECTS

# COMPARISON OF UP LOS BAÑOS PUBLIC SERVICE PROJECTS: JANUARY - MARCH 2024



# NUMBER OF UP LOS BAÑOS' PUBLIC SERVICE PROJECTS PER MONTH



**THE TOP 3 SUSTAINABLE DEVELOPMENT GOALS  
PRESENT IN THE PS INITIATIVES OF UP LOS  
BAÑOS FROM JANUARY - MARCH 2024**



# TOTAL NUMBER OF SDG'S PRESENT IN THE PS INITIATIVES OF UP LOS BAÑOS FROM JANUARY - MARCH 2024

#	SUSTAINABLE DEV'T GOAL	JAN	FEB	MAR	TOTAL
1	NO POVERTY	0	4	7	11
2	ZERO HUNGER	0	5	12	17
3	GOOD HEALTH AND WELL-BEING	5	9	17	31
4	QUALITY EDUCATION	26	40	30	96
5	GENDER EQUALITY	3	2	2	7
6	CLEAN WATER AND SANITATION	1	0	5	6
7	AFFORDABLE AND CLEAN ENERGY	1	0	0	1
8	DECENT WORK AND ECONOMIC GROWTH	5	2	9	16



#	SUSTAINABLE DEV'T GOAL	JAN	FEB	MAR	TOTAL
9	INDUSTRIES, INNOVATION AND INFRASTRUCTURE	2	2	2	6
10	REDUCED INEQUALITIES	0	2	2	4
11	SUSTAINABLE CITIES AND COMMUNITIES	3	3	0	6
12	RESPONSIBLE CONSUMPTION AND PRODUCTION	3	3	0	6
13	CLIMATE ACTION	2	7	6	15
14	LIFE BELOW WATER	0	2	2	4
15	LIFE ON LAND	4	2	3	9
16	PEACE, JUSTICE AND STRONG INSTITUTIONS	0	0	1	1
17	PARTNERSHIPS FOR THE GOALS	0	4	2	6