

# UP PADAYON

## PUBLIC SERVICE REPORT



# UP MINDANAO

January - March 2024

**Limitations of the report:** We rely heavily on each CU's social media and website for this report. If there are initiatives that are not posted but would like to be included in the report, please get in touch with us at [padayon@up.edu.ph](mailto:padayon@up.edu.ph).

# HIGHLIGHTS



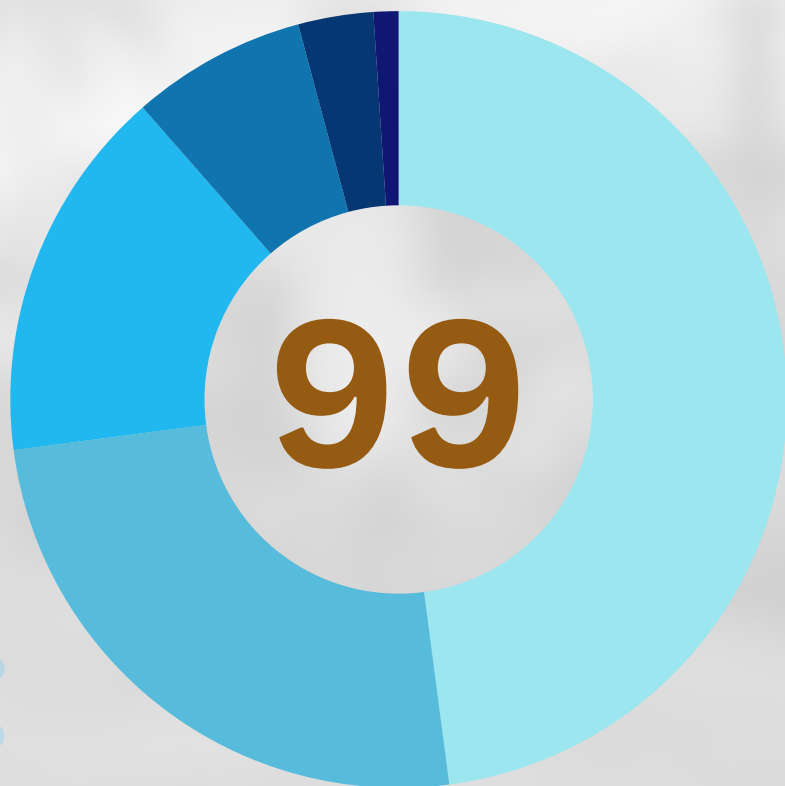
- UP Mindanao implemented **99 public service initiatives** for the first Quarter of 2024, accounting for **8.66%** of the programs initiated by UP this quarter.
- Among UP Mindanao's initiatives, **Information Dissemination had the highest implementation rate at 36%**, followed by Service to the University at 33%, and Direct Service Provision at 16%.
- For this quarter, **January recorded the lowest number** of implemented initiatives with only 16 initiatives. Nonetheless, there was an increase of 59% in the number of implemented initiatives in the succeeding month.

# HIGHLIGHTS



- UP Mindanao contributed to the attainment of the Sustainable Development Goals with **83 on SDG 4 (Quality Education), 27 on SDG 3 (Good Health and Well-being), and 23 on SDG 9 (Industry, Innovation, and Infrastructure).**
- **Notable among its initiatives** was the Medical Outreach conducted on March 23, 2024, at the CHSS Cultural Complex, UP Mindanao. The beneficiaries availed free medical consultation, eye check-up/vision screening, surgical excision, and circumcision. The activity was spearheaded by the Office of Extension and Community Service, Ugnayan ng Pahinungod Mindanao, and the Department of Human Kinetics, in partnership with Criados, Ipao Davao, Davao Doctors College, UAP Sinlayan Dabaw, and Davies Paint.

## UP MINDANAO PUBLIC SERVICE PROJECTS FROM JANUARY - MARCH 2024



### Types and Number of Public Service Projects

**36** Information Dissemination

**33** Service to University

**16** Direct Service Provision

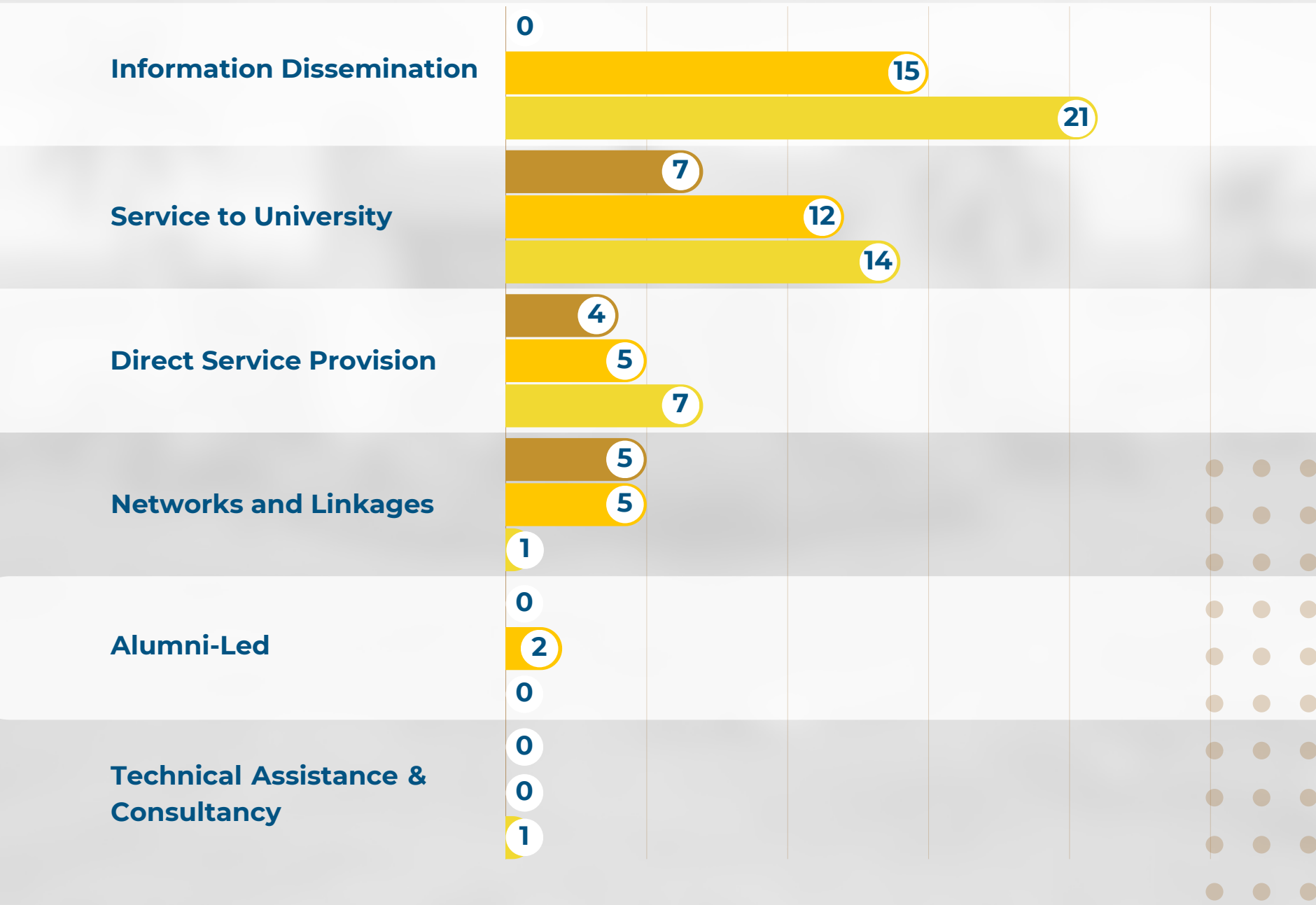
**11** Networks and Linkages

**2** Alumni-Led

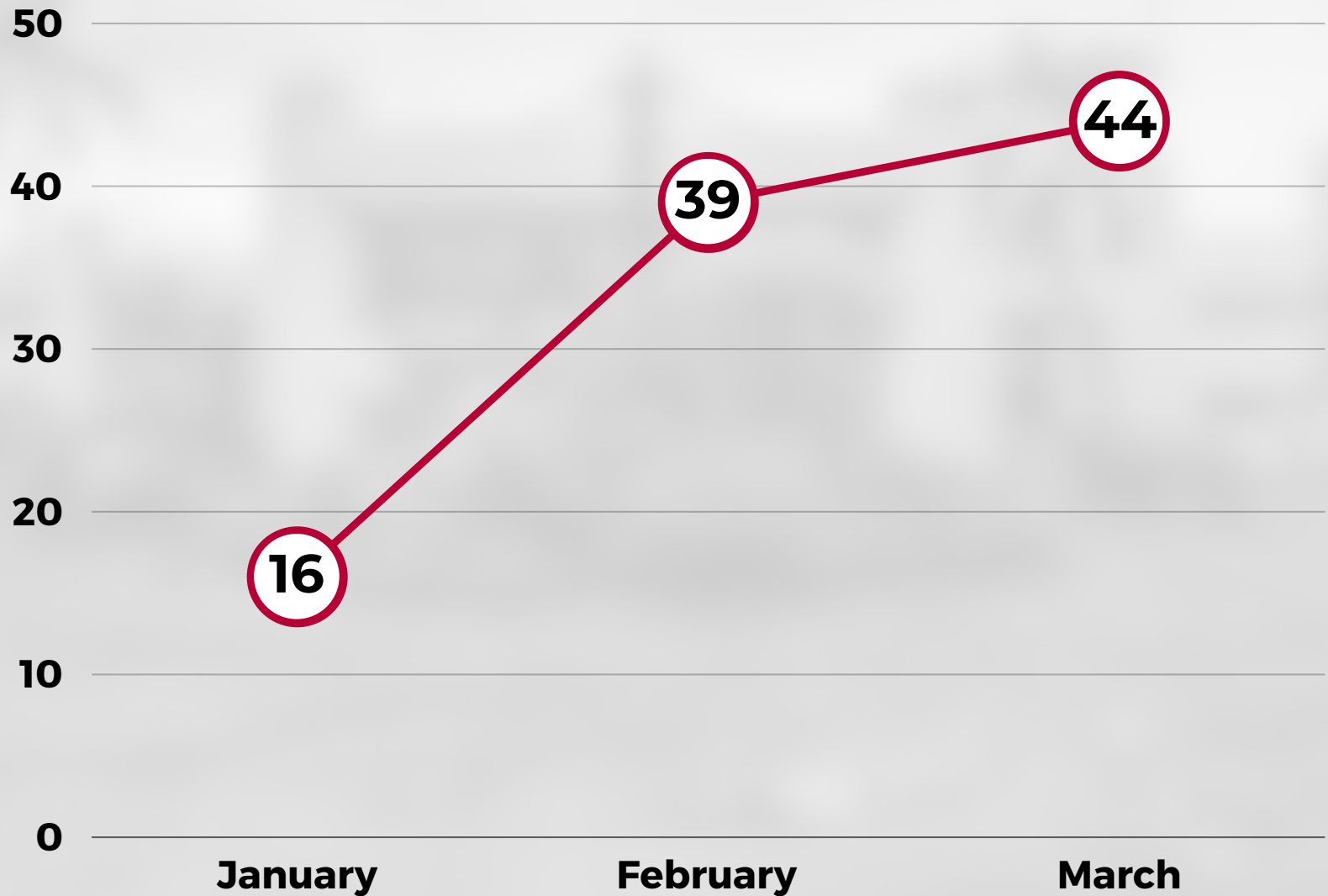
**1** Technical Assistance &  
Consultancy

**99** TOTAL # OF PS PROJECTS

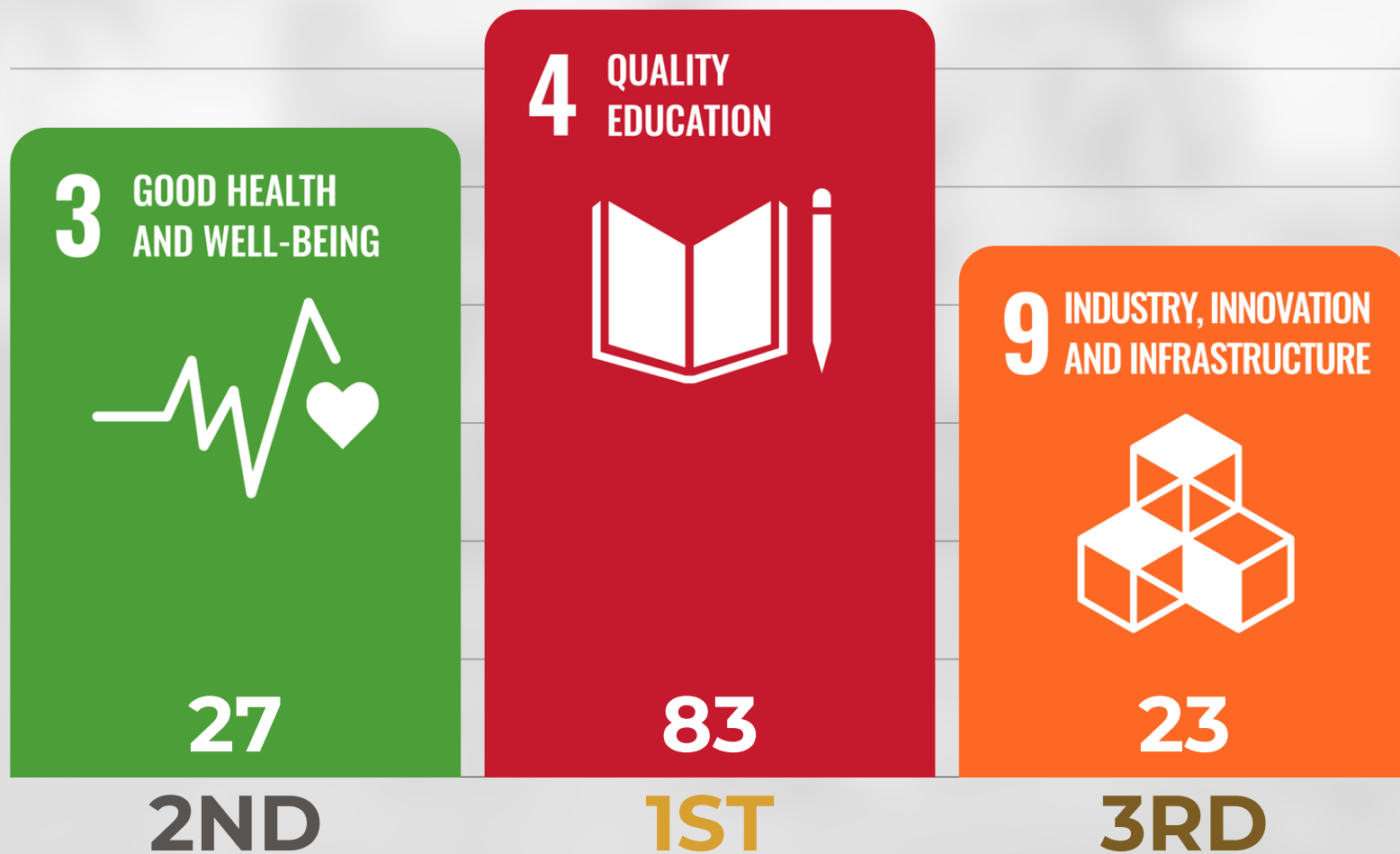
# COMPARISON OF UP MINDANAO PUBLIC SERVICE PROJECTS: JANUARY - MARCH 2024



## NUMBER OF UP MINDANAO'S PUBLIC SERVICE PROJECTS PER MONTH



**THE TOP 3 SUSTAINABLE DEVELOPMENT GOALS  
PRESENT IN THE PS INITIATIVES OF UP  
MINDANAO FROM JANUARY - MARCH 2024**



# TOTAL NUMBER OF SDG'S PRESENT IN THE PS INITIATIVES OF UP MINDANAO FROM JANUARY - MARCH 2024

#	SUSTAINABLE DEV'T GOAL	JAN	FEB	MAR	TOTAL
1	NO POVERTY	0	0	0	0
2	ZERO HUNGER	0	0	0	0
3	GOOD HEALTH AND WELL-BEING	6	6	15	27
4	QUALITY EDUCATION	15	31	37	83
5	GENDER EQUALITY	1	3	6	10
6	CLEAN WATER AND SANITATION	0	0	0	0
7	AFFORDABLE AND CLEAN ENERGY	0	0	0	0
8	DECENT WORK AND ECONOMIC GROWTH	1	1	3	5



#	SUSTAINABLE DEV'T GOAL	JAN	FEB	MAR	TOTAL
9	INDUSTRIES, INNOVATION AND INFRASTRUCTURE	5	11	7	23
10	REDUCED INEQUALITIES	0	1	1	2
11	SUSTAINABLE CITIES AND COMMUNITIES	0	0	2	2
12	RESPONSIBLE CONSUMPTION AND PRODUCTION	0	1	8	9
13	CLIMATE ACTION	2	5	11	18
14	LIFE BELOW WATER	1	1	1	3
15	LIFE ON LAND	0	2	1	3
16	PEACE, JUSTICE AND STRONG INSTITUTIONS	0	3	5	8
17	PARTNERSHIPS FOR THE GOALS	0	0	0	0