

# UP PADAYON

## PUBLIC SERVICE REPORT



**UP OPEN UNIVERSITY**  
January - March 2024

**Limitations of the report:** We rely heavily on each CU's social media and website for this report. If there are initiatives that are not posted but would like to be included in the report, please get in touch with us at [padayon@up.edu.ph](mailto:padayon@up.edu.ph).

# HIGHLIGHTS



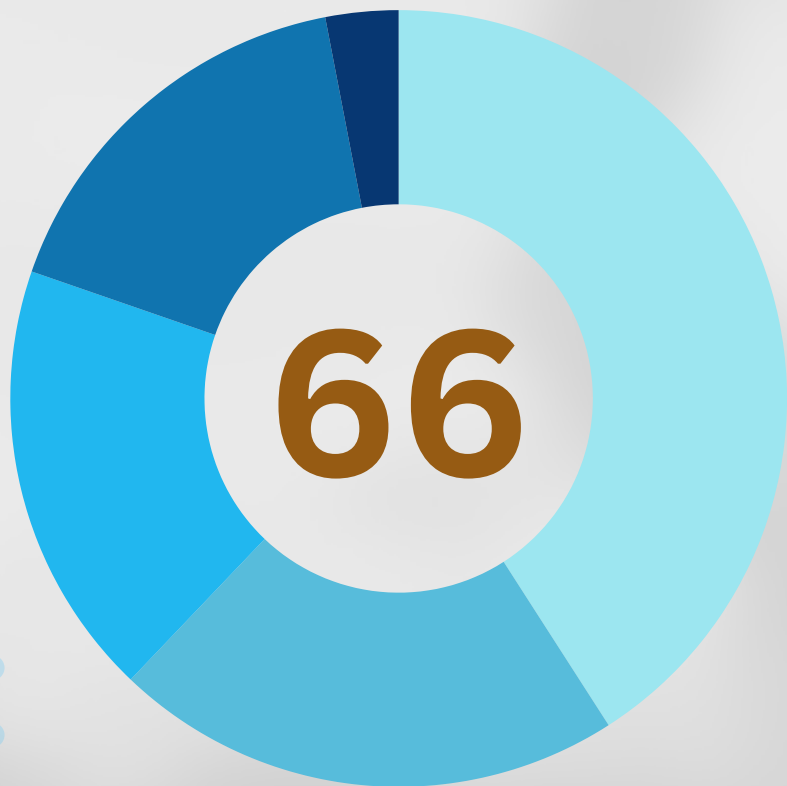
- **UP Open University conducted 66 public service (PS) initiatives** for the period of January to March 2024.
- For the three months, **41%** of PS initiatives fell under **Information Dissemination**, followed by **Networks and Linkages with 21%**, and **Service to University with 18%**.
- **For the period, March had the most PS initiatives with 36. There was a 125% increase in PS initiatives in March compared to the initiatives in January.** March was also the month with the most Information Dissemination, Direct Service Provision, Service to University, and Networks and Linkages initiatives.

# HIGHLIGHTS



- **Sustainable Development Goals:** UP Open University's PS initiatives for the period mainly fell under **SDG 4** (Quality education), with 43 initiatives. This was followed by **SDG 11** (Sustainable cities and communities) and **SDG 17** (Partnerships for the goals), both with 13 initiatives.
- **Notable activities** include the Massive Open Distance e-Learning which offers 24 open online courses. They are free, self-paced, open to the public, and tackle various topics from gender sensitivity, to work efficiency, and education.

# UP OPEN UNIVERSITY PUBLIC SERVICE PROJECTS FROM JANUARY - MARCH 2024



## Types and Number of Public Service Projects

**27** Information Dissemination

**14** Networks and Linkages

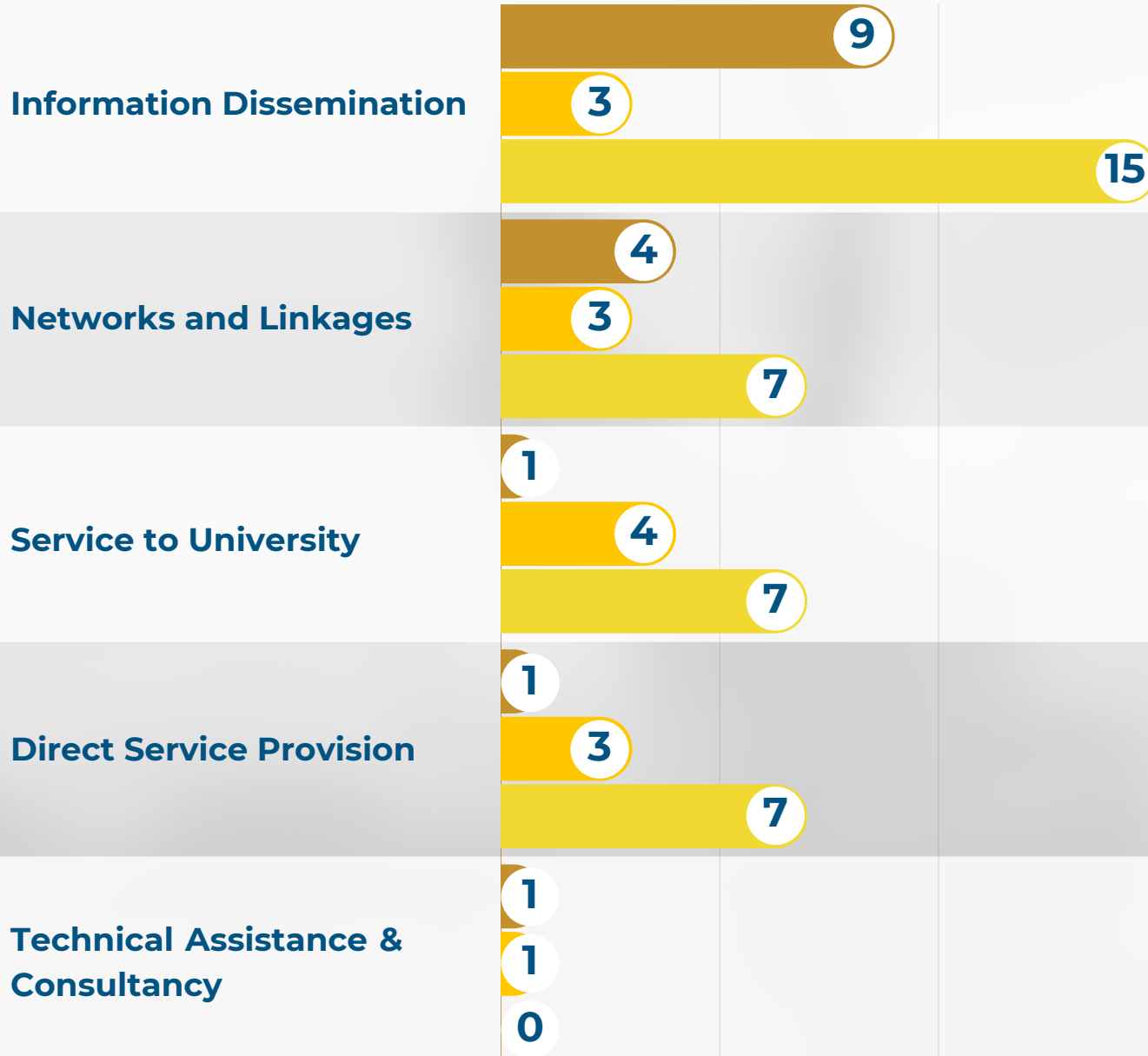
**12** Service to University

**11** Direct Service Provision

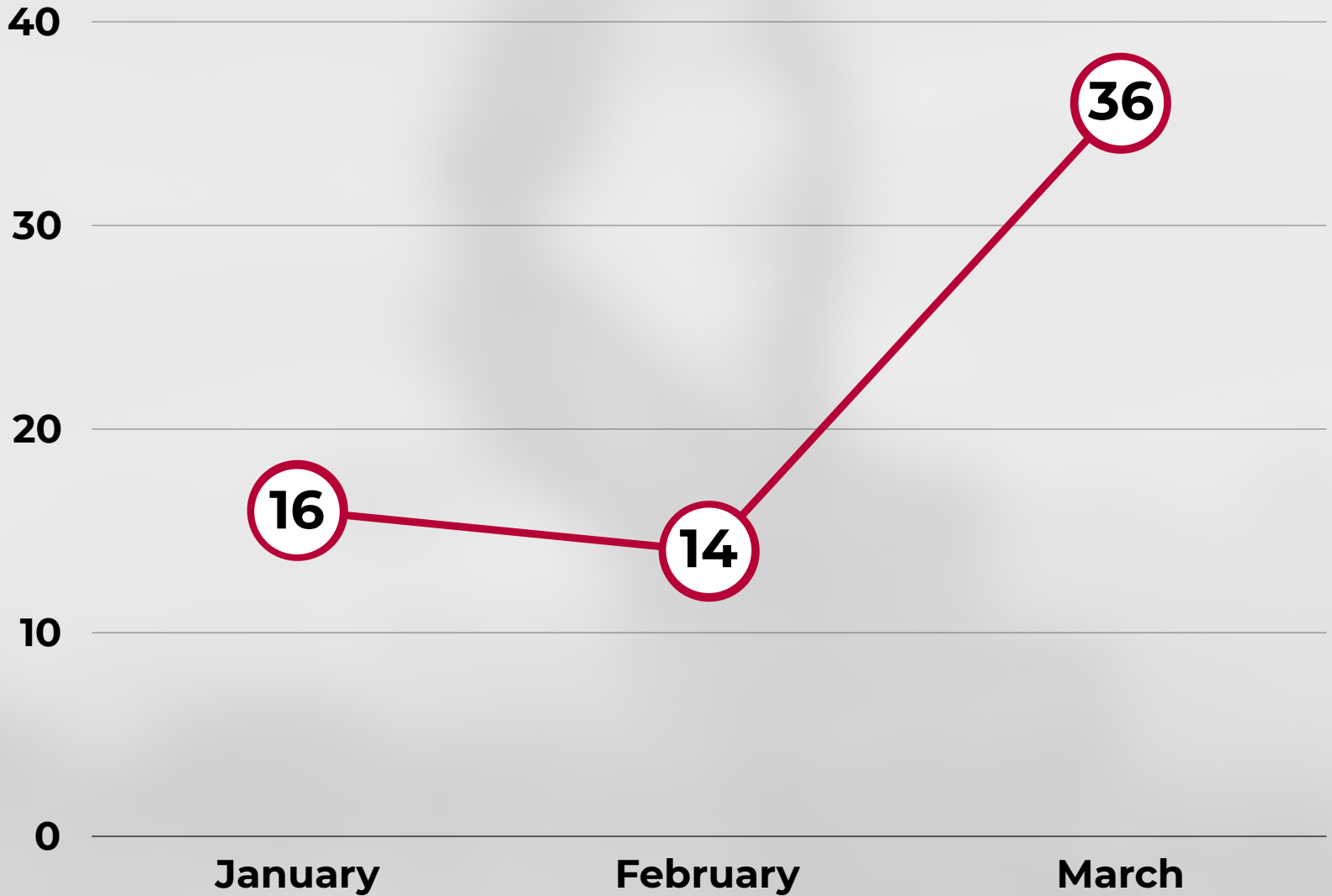
**2** Technical Assistance &  
Consultancy

**66** TOTAL # OF PS PROJECTS

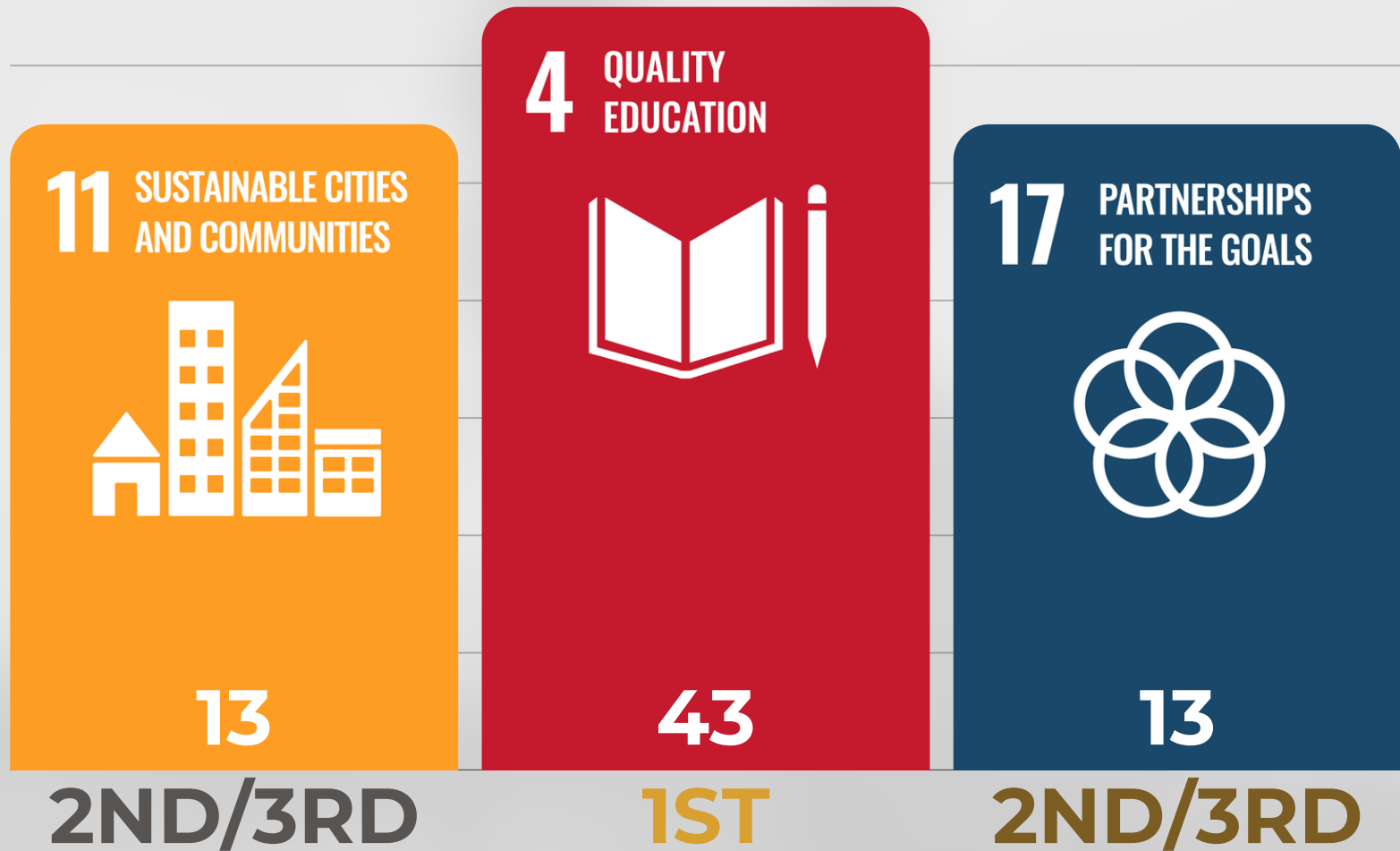
# COMPARISON OF UP OPEN UNIVERSITY PUBLIC SERVICE PROJECTS: JANUARY - MARCH 2024



**NUMBER OF UP OPEN UNIVERSITY'S  
PUBLIC SERVICE PROJECTS PER MONTH**



**THE TOP 3 SUSTAINABLE DEVELOPMENT GOALS  
PRESENT IN THE PS INITIATIVES OF UP OPEN  
UNIVERSITY FROM JANUARY - MARCH 2024**



# TOTAL NUMBER OF SDG'S PRESENT IN THE PS INITIATIVES OF UP OPEN UNIVERSITY FROM JANUARY - MARCH 2024

#	SUSTAINABLE DEV'T GOAL	JAN	FEB	MAR	TOTAL
1	NO POVERTY	0	0	0	0
2	ZERO HUNGER	0	0	0	0
3	GOOD HEALTH AND WELL-BEING	3	2	0	5
4	QUALITY EDUCATION	11	9	23	43
5	GENDER EQUALITY	0	0	9	9
6	CLEAN WATER AND SANITATION	0	0	0	0
7	AFFORDABLE AND CLEAN ENERGY	0	1	0	1
8	DECENT WORK AND ECONOMIC GROWTH	2	1	0	3



#	SUSTAINABLE DEV'T GOAL	JAN	FEB	MAR	TOTAL
9	INDUSTRIES, INNOVATION AND INFRASTRUCTURE	7	4	3	14
10	REDUCED INEQUALITIES	0	0	6	6
11	SUSTAINABLE CITIES AND COMMUNITIES	4	3	3	10
12	RESPONSIBLE CONSUMPTION AND PRODUCTION	0	0	2	2
13	CLIMATE ACTION	0	0	0	0
14	LIFE BELOW WATER	2	2	1	5
15	LIFE ON LAND	1	0	1	2
16	PEACE, JUSTICE AND STRONG INSTITUTIONS	6	9	3	18
17	PARTNERSHIPS FOR THE GOALS	7	4	2	14