

UP PADAYON

PUBLIC SERVICE REPORT



UP TACLOBAN

January - March 2024

Limitations of the report: We rely heavily on each CU's social media and website for this report. If there are initiatives that are not posted but would like to be included in the report, please get in touch with us at padayon@up.edu.ph.

HIGHLIGHTS



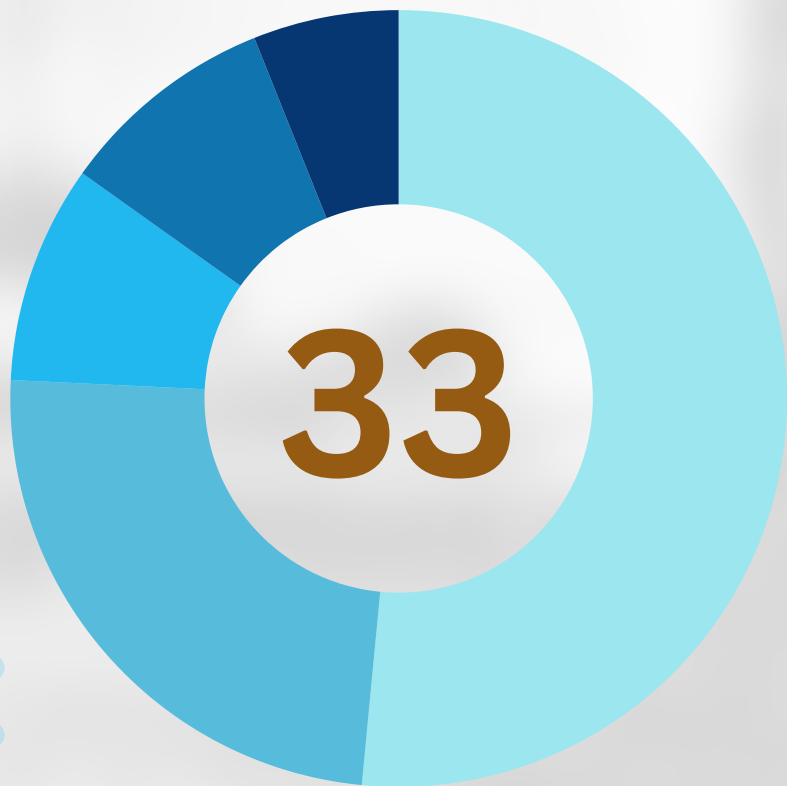
- **For the first quarter of 2024, UP Tacloban College conducted 33 public service initiatives**, including programs and services that benefitted its constituency (52%), information dissemination campaigns through fora and workshops (24%), and service-learning activities (9%).
- UP Tacloban College's contribution to the Sustainable Development Goals (SDGs) include **SDG 4: Quality Education** (32 initiatives), **SDG 10: Reduced Inequalities** (9 initiatives), and **SDG 5: Gender Equality and SDG 11: Sustainable Cities and Communities** (with 8 initiatives each).

HIGHLIGHTS



- The number of public service initiatives undertaken by UP Tacloban College **increased significantly in February** and remained consistent until March.
- **Some notable public service initiatives** include those organized by the Division of Humanities and Leyte Samar Heritage Center in celebration of National Arts Month in February and International Women's Month in March, and the week-long Plastics Research Intensive Methods Training Program Visayas (PRIME-TP Visayas) in March.

UP TACLOBAN PUBLIC SERVICE PROJECTS FROM JANUARY - MARCH 2024



Types and Number of Public Service Projects

17 Service to University

8 Information Dissemination

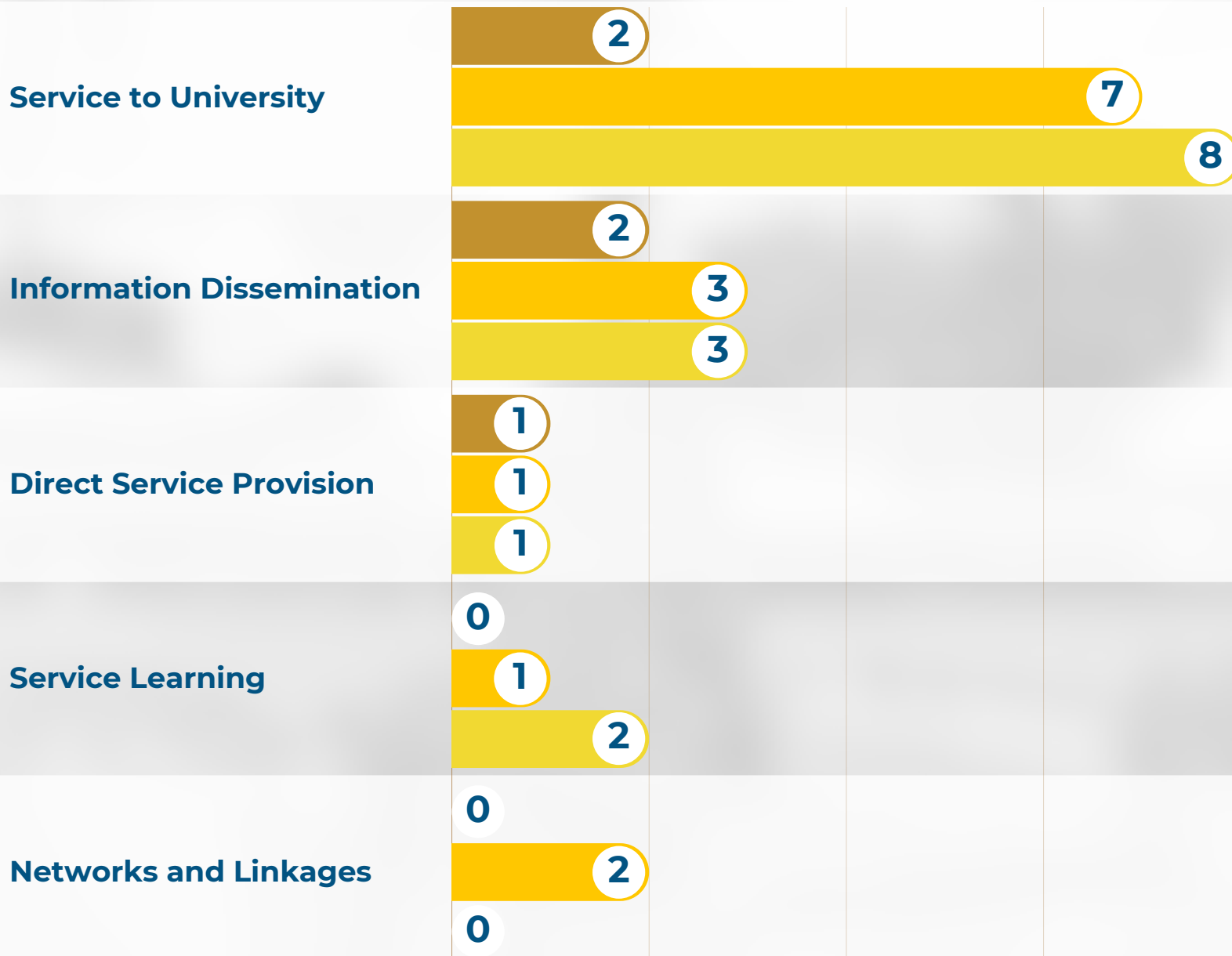
3 Direct Service Provision

3 Service Learning

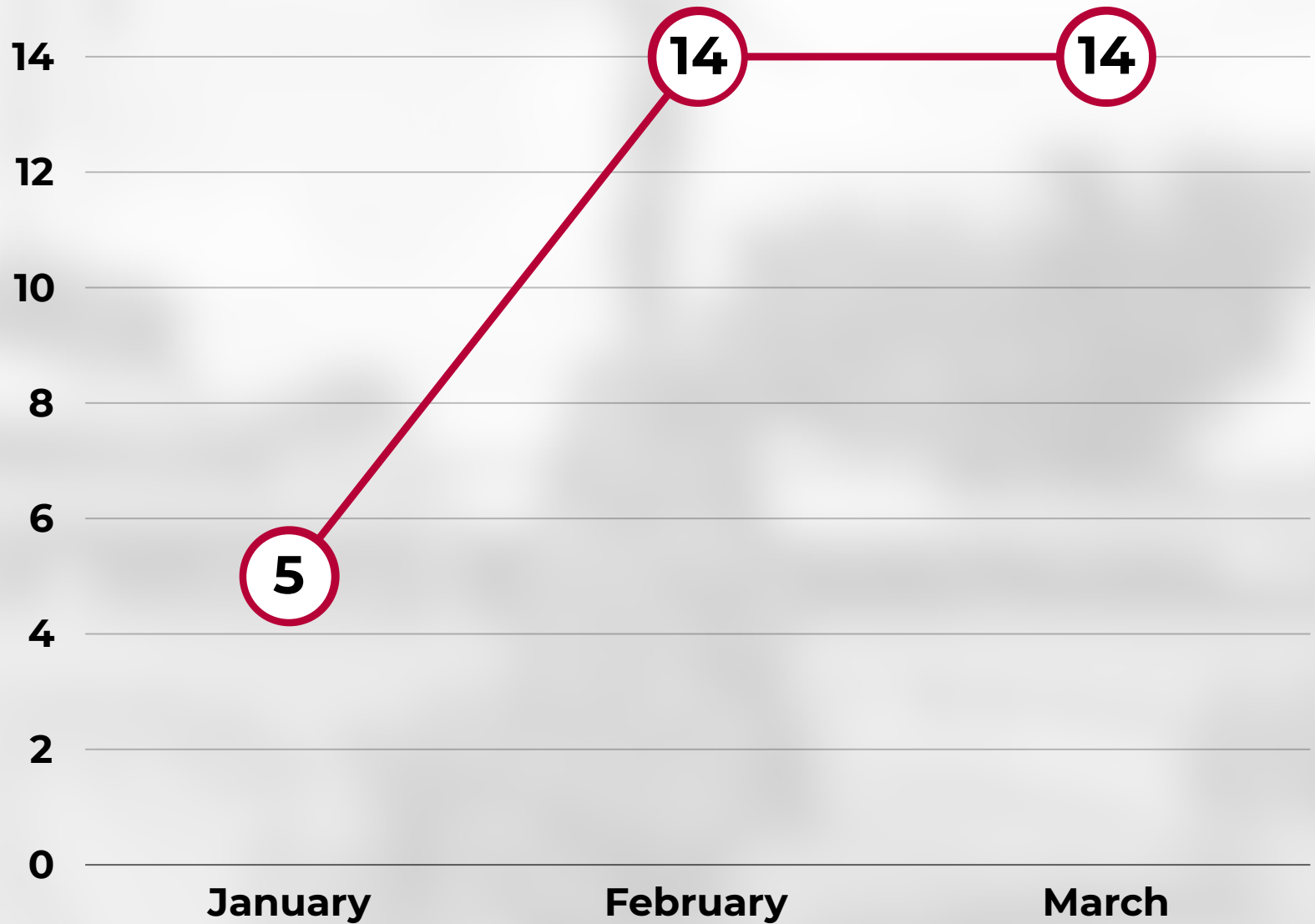
2 Networks and Linkages

33 TOTAL # OF PS PROJECTS

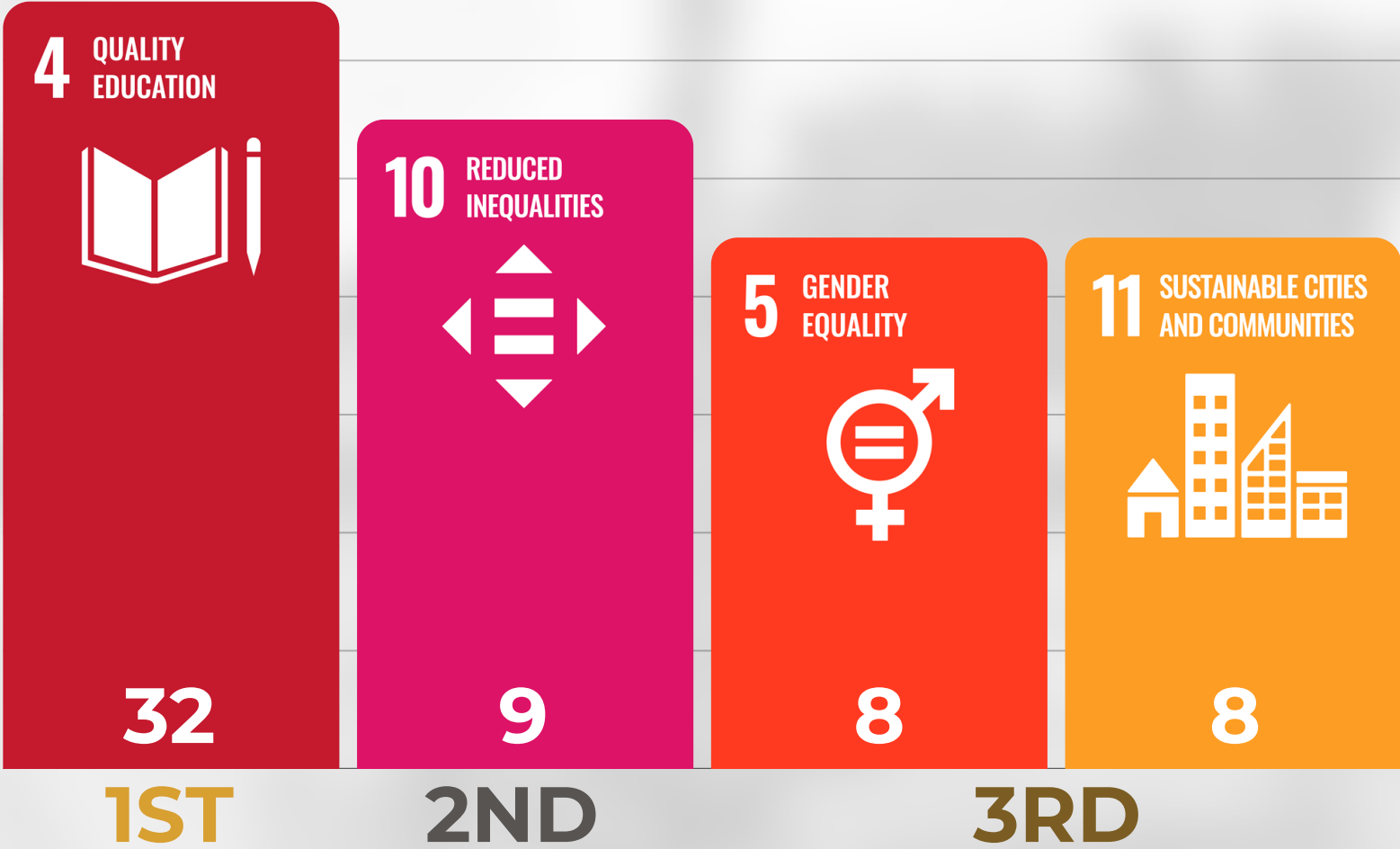
COMPARISON OF UP TACLOBAN PUBLIC SERVICE PROJECTS: JANUARY - MARCH 2024



NUMBER OF UP TACLOBAN'S PUBLIC SERVICE PROJECTS PER MONTH



THE TOP 3 SUSTAINABLE DEVELOPMENT GOALS PRESENT IN THE PS INITIATIVES OF UP TACLOBAN FROM JANUARY - MARCH 2024



TOTAL NUMBER OF SDG'S PRESENT IN THE PS INITIATIVES OF UP TACLOBAN FROM JANUARY - MARCH 2024

#	SUSTAINABLE DEV'T GOAL	JAN	FEB	MAR	TOTAL
1	NO POVERTY	1	2	0	3
2	ZERO HUNGER	0	0	0	0
3	GOOD HEALTH AND WELL-BEING	2	0	0	2
4	QUALITY EDUCATION	4	14	14	32
5	GENDER EQUALITY	0	1	7	8
6	CLEAN WATER AND SANITATION	0	0	0	0
7	AFFORDABLE AND CLEAN ENERGY	0	0	0	0
8	DECENT WORK AND ECONOMIC GROWTH	0	0	5	5

#	SUSTAINABLE DEV'T GOAL	JAN	FEB	MAR	TOTAL
9	INDUSTRIES, INNOVATION AND INFRASTRUCTURE	0	0	0	0
10	REDUCED INEQUALITIES	1	3	5	9
11	SUSTAINABLE CITIES AND COMMUNITIES	1	5	2	8
12	RESPONSIBLE CONSUMPTION AND PRODUCTION	0	0	0	0
13	CLIMATE ACTION	0	0	2	2
14	LIFE BELOW WATER	0	1	1	2
15	LIFE ON LAND	0	0	1	1
16	PEACE, JUSTICE AND STRONG INSTITUTIONS	0	2	1	3
17	PARTNERSHIPS FOR THE GOALS	1	2	1	4