

# UP PADAYON

## PUBLIC SERVICE REPORT



# UP VISAYAS

January - March 2024

**Limitations of the report:** We rely heavily on each CU's social media and website for this report. If there are initiatives that are not posted but would like to be included in the report, please get in touch with us at [padayon@up.edu.ph](mailto:padayon@up.edu.ph).

# HIGHLIGHTS



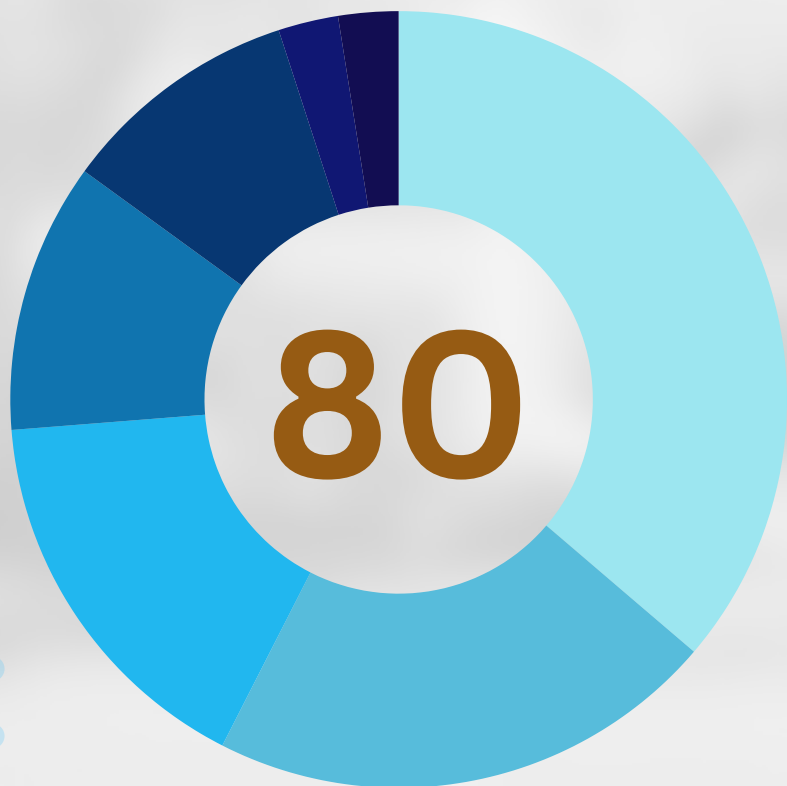
- A total of **80 public service initiatives** were spearheaded by UP Visayas for the 1st quarter of 2024.
- Most of UPV's endeavors centered around **service to the university (36%), information dissemination (21%), lending technical assistance and consultancy (16%), and direct service provision (11%)**.
- UP Visayas conducted the most initiatives during **February** with 32 various events and programs focused on knowledge sharing and capacity development. Next is March with 29 and January with 19.

# HIGHLIGHTS



- UP Visayas demonstrated its continued excellence in the field of fisheries and ocean technology through active participation and contributions in international forums and conferences.
- UP Visayas excelled in advancing **SDG #4** (Quality Education) with 70 activities, **SDG #3** (Good Health & Wellbeing) with 18, and **SDG #8** (Decent Work & Economic Growth) with 12.
- **UP Visayas alumni** opened more learning opportunities for UPV students by providing additional educational infrastructures to the UP Visayas campuses. Last January The Lim and Jardeleza families provided additional classrooms for the UP High School in Iloilo. The following month, Mr. and Mrs. Zyrel and Jhoanna Rojo donated seven steel shelves for the UPV University Library collections.

# UP VISAYAS PUBLIC SERVICE PROJECTS FROM JANUARY - MARCH 2024



## Types and Number of Public Service Projects

**29** Service to University

**17** Information Dissemination

**13** Technical Assistance & Consultancy

**9** Direct Service Provision

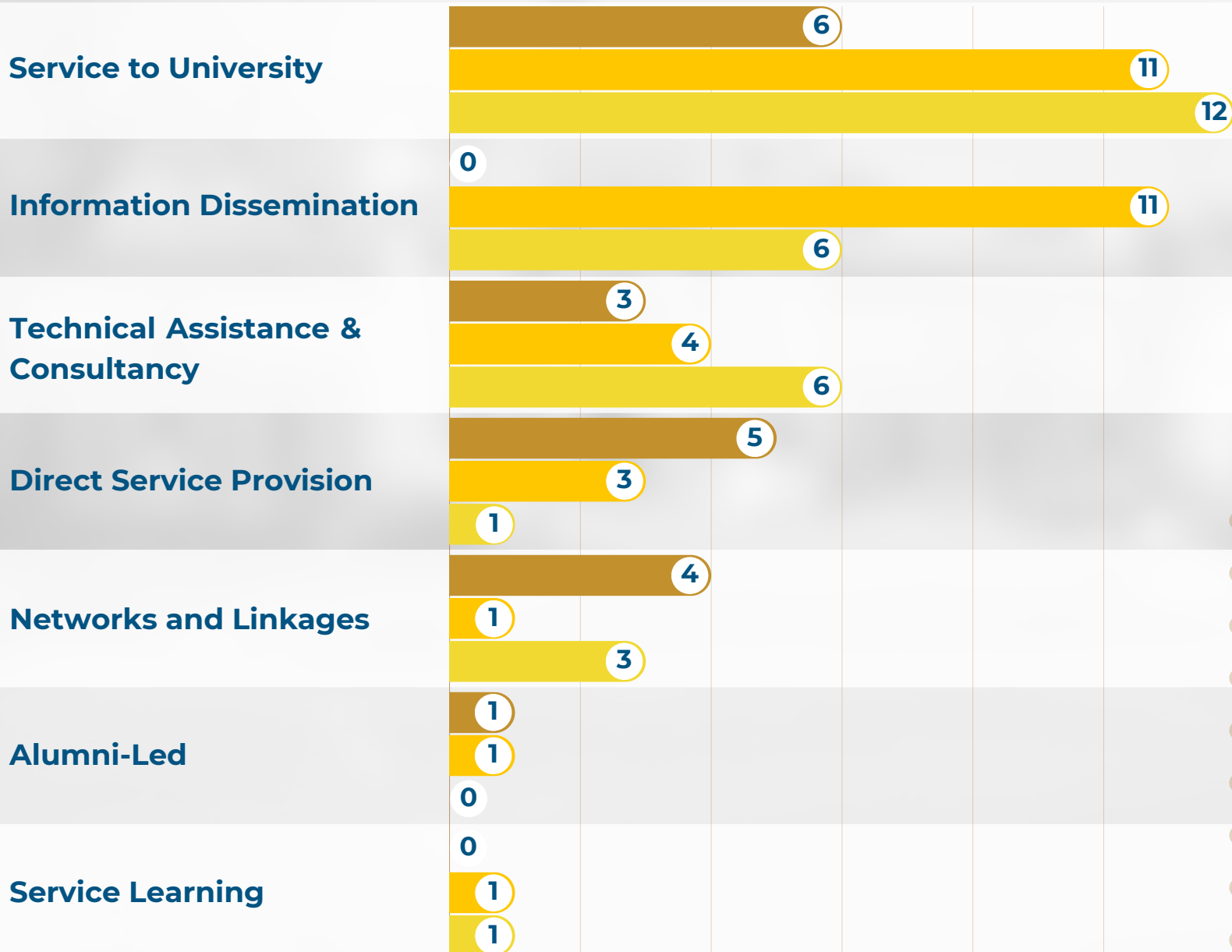
**8** Networks and Linkages

**2** Alumni-Led

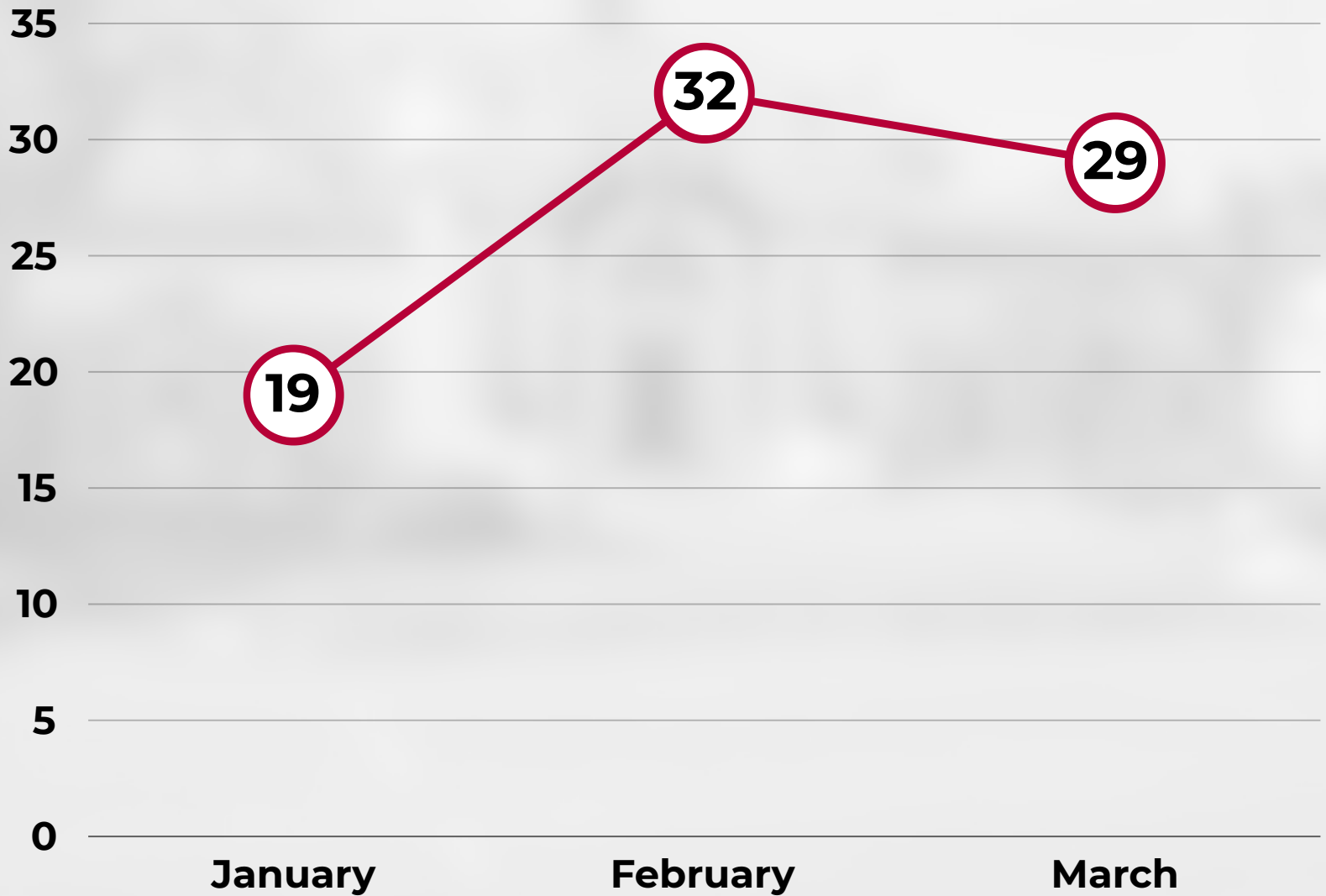
**2** Service Learning

**80** TOTAL # OF PS PROJECTS

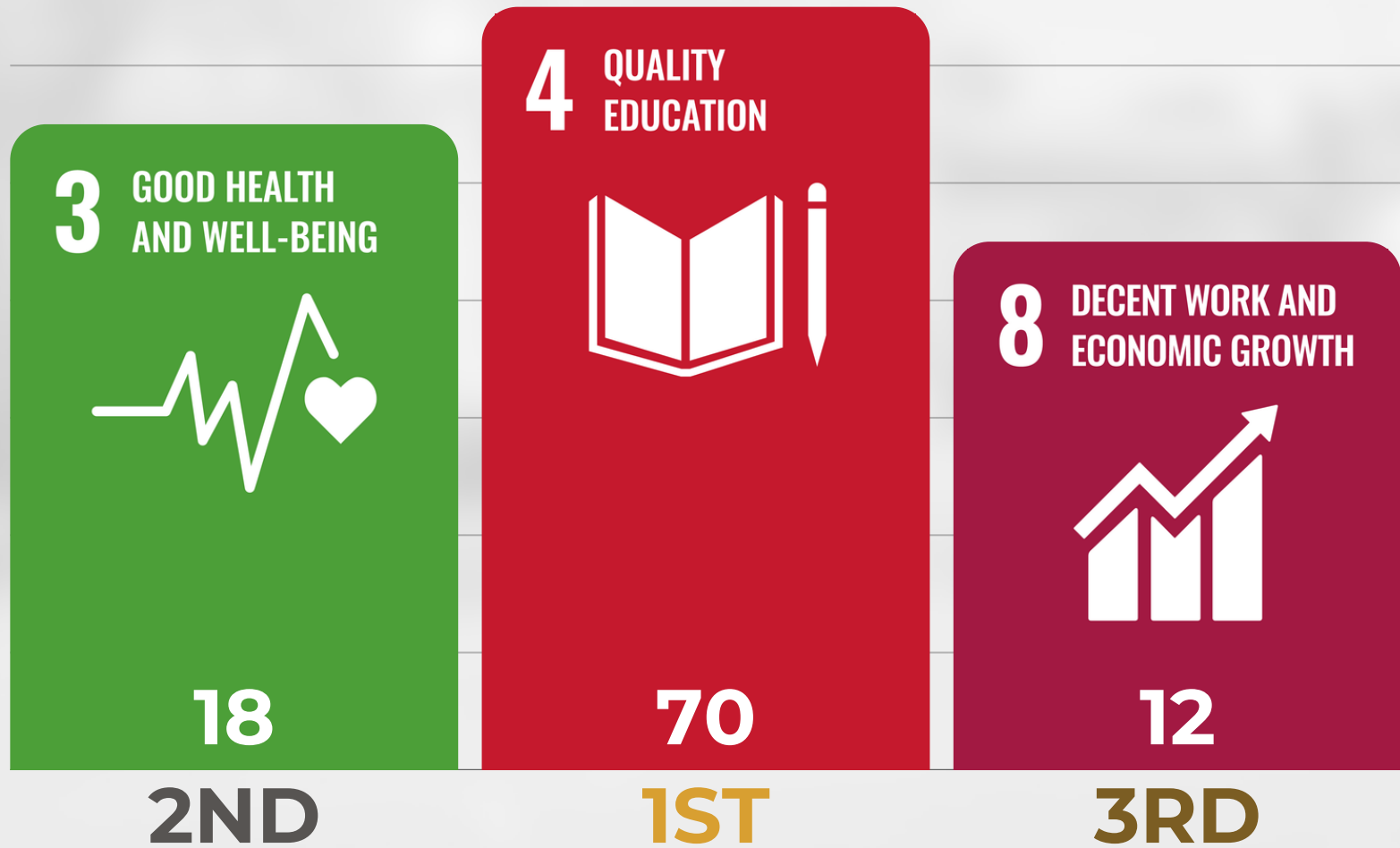
# COMPARISON OF UP VISAYAS PUBLIC SERVICE PROJECTS: JANUARY - MARCH 2024



# NUMBER OF UP VISAYAS' PUBLIC SERVICE PROJECTS PER MONTH



**THE TOP 3 SUSTAINABLE DEVELOPMENT GOALS  
PRESENT IN THE PS INITIATIVES OF UP VISAYAS  
FROM JANUARY - MARCH 2024**



## TOTAL NUMBER OF SDG'S PRESENT IN THE PS INITIATIVES OF UP VISAYAS FROM JANUARY - MARCH 2024

#	SUSTAINABLE DEV'T GOAL	JAN	FEB	MAR	TOTAL
1	NO POVERTY	1	0	1	2
2	ZERO HUNGER	1	1	3	5
3	GOOD HEALTH AND WELL-BEING	5	5	8	18
4	QUALITY EDUCATION	15	30	25	70
5	GENDER EQUALITY	0	1	3	4
6	CLEAN WATER AND SANITATION	0	0	0	0
7	AFFORDABLE AND CLEAN ENERGY	0	0	0	0
8	DECENT WORK AND ECONOMIC GROWTH	3	4	5	12



#	SUSTAINABLE DEV'T GOAL	JAN	FEB	MAR	TOTAL
9	INDUSTRIES, INNOVATION AND INFRASTRUCTURE	0	1	2	3
10	REDUCED INEQUALITIES	0	1	1	2
11	SUSTAINABLE CITIES AND COMMUNITIES	1	1	0	2
12	RESPONSIBLE CONSUMPTION AND PRODUCTION	0	0	0	0
13	CLIMATE ACTION	1	1	1	3
14	LIFE BELOW WATER	3	1	4	8
15	LIFE ON LAND	0	0	0	0
16	PEACE, JUSTICE AND STRONG INSTITUTIONS	0	0	0	0
17	PARTNERSHIPS FOR THE GOALS	0	0	4	4