

UP PADAYON

PUBLIC SERVICE REPORT



UP BAGUIO

April - June 2024

Limitations of the report: We rely heavily on each CU's social media and website for this report. If there are initiatives that are not posted but would like to be included in the report, please get in touch with us at padayon@up.edu.ph.

HIGHLIGHTS



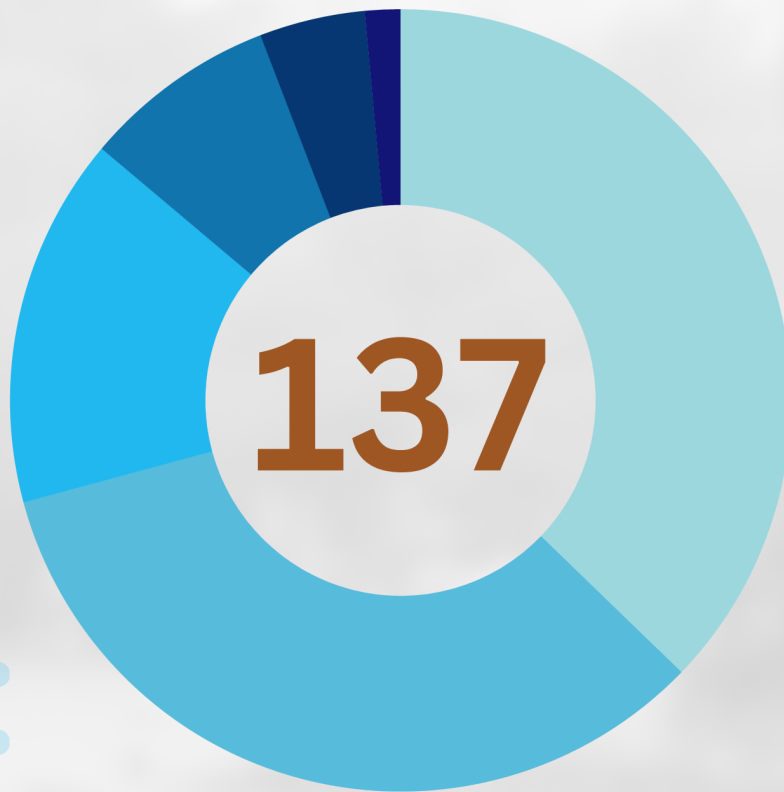
- During the second quarter of 2024, the University of the Philippines Baguio **launched 137 public service initiatives**. This quarter marked a **43% increase** in public service initiatives compared to the first quarter.
- UP Baguio's public service efforts covered a wide range of activities, of which **37% is sharing knowledge and expertise**. Another **33%** is directed toward meeting the **university's internal needs**, showing the commitment to improving its capabilities and support systems. Additionally, **15%** of the efforts **provided direct services** to address immediate needs within and outside the university.

HIGHLIGHTS



- UP Baguio recorded a noteworthy **increase with 61 public service initiatives in May**, marking the highest number reported since January. However, the momentum shifted in June, where the number of initiatives decreased by half compared to May.
- UP Baguio's many public service efforts continue to support the Sustainable Development Goals. **Ninety-one (91) initiatives were dedicated to contributing to SDG 4: Quality Education, 49 initiatives on SDG 17**, which involves **collaborative efforts and partnerships**, and **25 initiatives on SDG 11: Sustainable Cities and Communities**.

UP BAGUIO PUBLIC SERVICE PROJECTS FROM APRIL - JUNE 2024



Types and Number of Public Service Projects

51 Information Dissemination

46 Service to University

21 Direct Service Provision

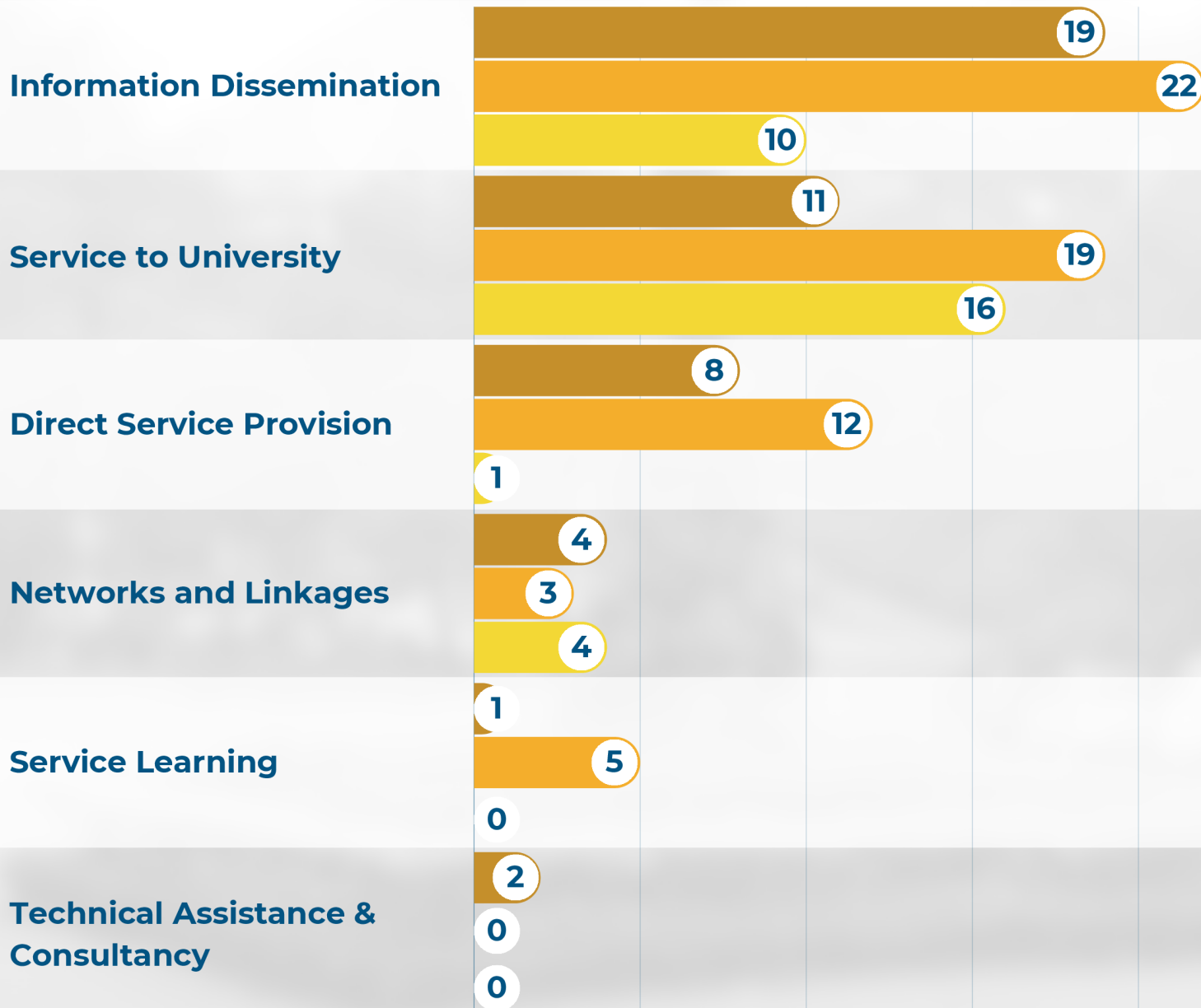
11 Networks and Linkages

6 Service Learning

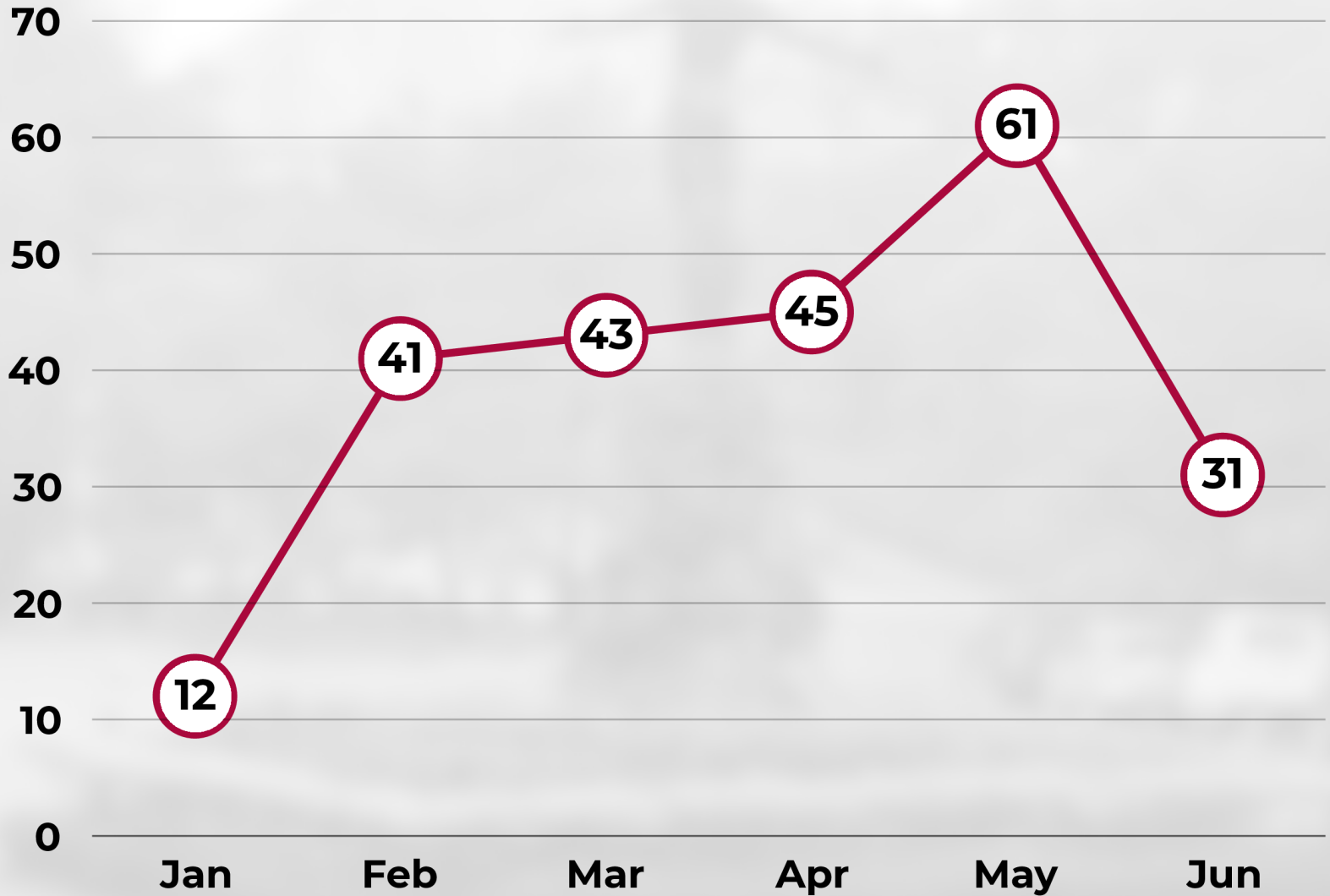
2 Technical Assistance & Consultancy

137 TOTAL # OF PS PROJECTS

COMPARISON OF UP BAGUIO PUBLIC SERVICE PROJECTS: APRIL - JUNE 2024



NUMBER OF UP BAGUIO'S PUBLIC SERVICE PROJECTS PER MONTH



**THE TOP 3 SUSTAINABLE DEVELOPMENT GOALS
PRESENT IN THE PS INITIATIVES OF UP BAGUIO
FROM APRIL - JUNE 2024**

17 PARTNERSHIPS
FOR THE GOALS



49

2ND

4 QUALITY
EDUCATION



91

1ST

11 SUSTAINABLE CITIES
AND COMMUNITIES



25

3RD

TOTAL NUMBER OF SDG'S PRESENT IN THE PS INITIATIVES OF UP BAGUIO FROM APRIL - JUNE 2024

#	SUSTAINABLE DEV'T GOAL	APR	MAY	JUN	TOTAL
1	NO POVERTY	1	0	0	1
2	ZERO HUNGER	0	0	0	0
3	GOOD HEALTH AND WELL-BEING	9	10	0	19
4	QUALITY EDUCATION	31	42	18	91
5	GENDER EQUALITY	6	4	0	10
6	CLEAN WATER AND SANITATION	1	1	0	2
7	AFFORDABLE AND CLEAN ENERGY	0	0	0	0
8	DECENT WORK AND ECONOMIC GROWTH	1	7	0	8

#	SUSTAINABLE DEV'T GOAL	APR	MAY	JUN	TOTAL
9	INDUSTRIES, INNOVATION AND INFRASTRUCTURE	2	3	3	8
10	REDUCED INEQUALITIES	7	4	0	11
11	SUSTAINABLE CITIES AND COMMUNITIES	9	10	6	25
12	RESPONSIBLE CONSUMPTION AND PRODUCTION	0	1	0	1
13	CLIMATE ACTION	0	1	0	1
14	LIFE BELOW WATER	0	3	0	3
15	LIFE ON LAND	0	3	0	3
16	PEACE, JUSTICE AND STRONG INSTITUTIONS	5	1	5	11
17	PARTNERSHIPS FOR THE GOALS	18	20	11	49