

# UP PADAYON

## PUBLIC SERVICE REPORT



# UP CEBU

April - June 2024

**Limitations of the report:** We rely heavily on each CU's social media and website for this report. If there are initiatives that are not posted but would like to be included in the report, please get in touch with us at [padayon@up.edu.ph](mailto:padayon@up.edu.ph).

# HIGHLIGHTS



- UP Cebu actively engaged in various public service initiatives, with **107 implemented projects** for the second quarter of 2024, a **2% increase** from the first quarter.
- **The Information and Dissemination** category constitutes the most significant chunk of UP Cebu's public service initiatives, with **32 total implemented activities** and an 85.71% percentile rank among other categories. **Direct Service Provision has 39 initiatives**, and **Service Learning has 22 initiatives**, coming second and third with the most implemented activities and 71.42% and 57.14% percentile rank, respectively.

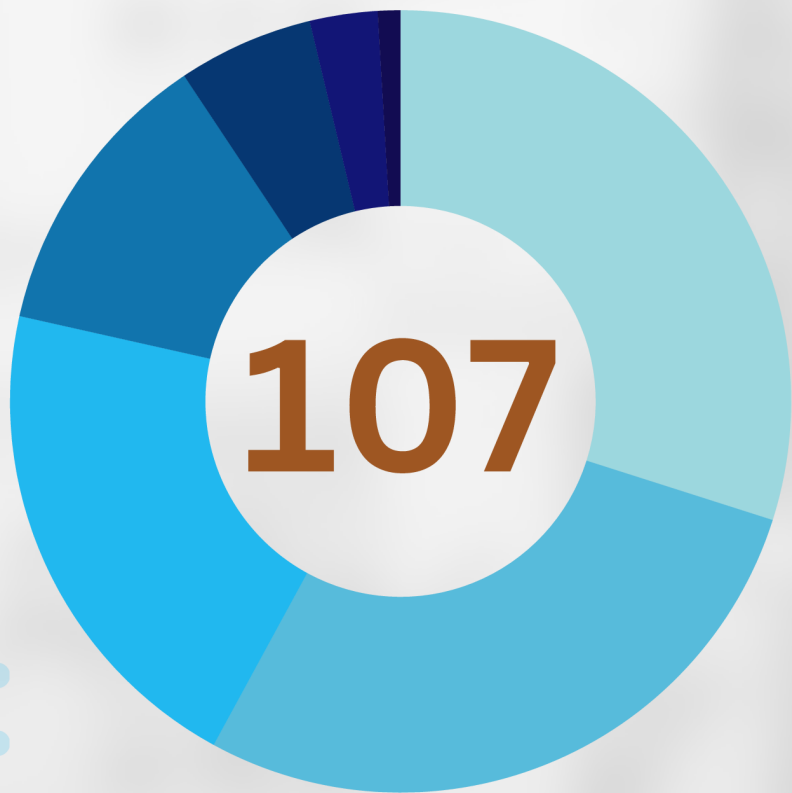
-

# HIGHLIGHTS



- UP Cebu leads Public Service initiatives that significantly contributed to the achievement of the UN's Sustainable Development Goals (SDG), specifically in **SDG 4: Quality Education (93)**, **SDG 17: Partnership for the Goals (38)**, **SDG 10: Reduced Inequalities (34)**, SDG 11: Sustainable Cities and Communities (24), and SDG 3: Good Health and Well-being (22).
- **Notable projects include:** UP Cebu Ugnayan ng Pahinungod provision of online research tutorials to persons deprived of liberty in NCR showcased UP Cebu's exemplary Public Service Initiatives for this quarter. The project is a series of research subject tutorials to 30 Grade 12 students from 7 different dormitories under the custody of the Bureau of Jail Management and Penology in NCR. On July 23, 2024, the students graduated from Senior High after completing their research paper.

# UP CEBU PUBLIC SERVICE PROJECTS FROM APRIL - JUNE 2024



## Types and Number of Public Service Projects

**32** Information Dissemination

**30** Direct Service Provision

**22** Service Learning

**13** Networks and Linkages

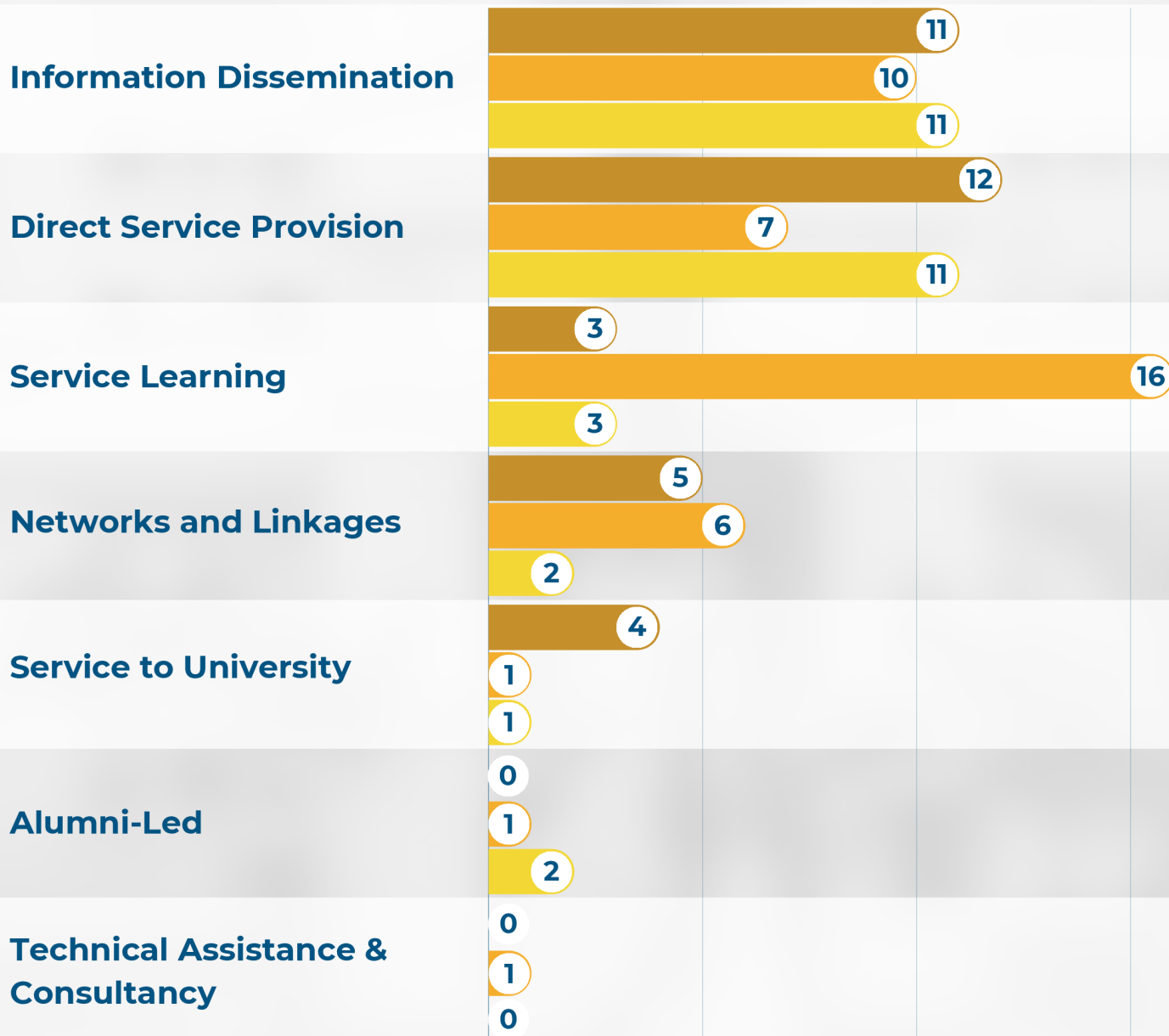
**6** Service to University

**3** Alumni-Led

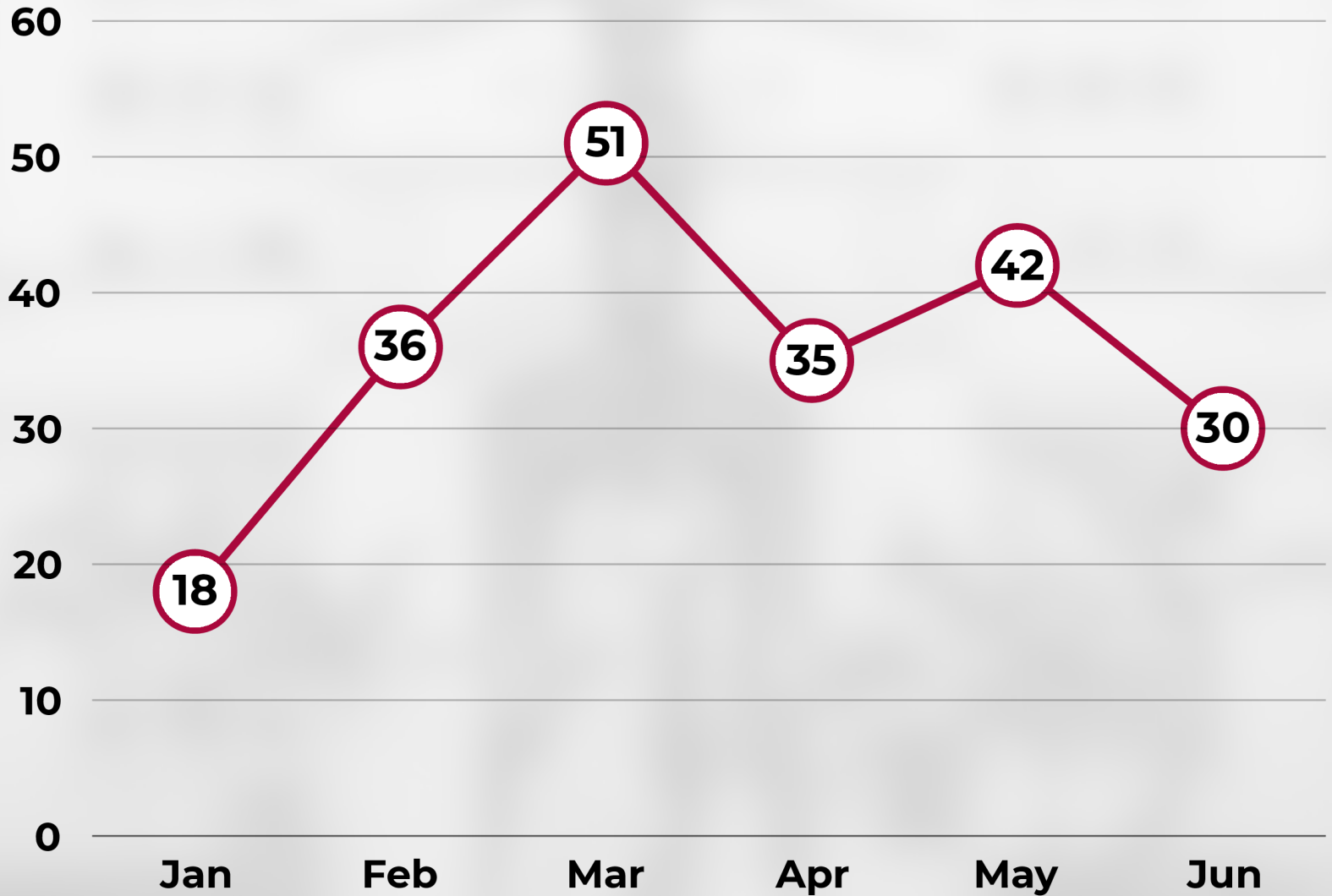
**1** Technical Assistance & Consultancy

**107** TOTAL # OF PS PROJECTS

# COMPARISON OF UP CEBU PUBLIC SERVICE PROJECTS: APRIL - JUNE 2024



# NUMBER OF UP CEBU'S PUBLIC SERVICE PROJECTS PER MONTH



**THE TOP 3 SUSTAINABLE DEVELOPMENT GOALS  
PRESENT IN THE PS INITIATIVES OF UP CEBU FROM  
APRIL - JUNE 2024**

**17** PARTNERSHIPS  
FOR THE GOALS



**38**

**2ND**

**4** QUALITY  
EDUCATION



**93**

**1ST**

**10** REDUCED  
INEQUALITIES



**34**

**3RD**

# TOTAL NUMBER OF SDG'S PRESENT IN THE PS INITIATIVES OF UP CEBU FROM APRIL - JUNE 2024

#	SUSTAINABLE DEV'T GOAL	APR	MAY	JUN	TOTAL
1	NO POVERTY	1	0	0	1
2	ZERO HUNGER	0	0	0	0
3	GOOD HEALTH AND WELL-BEING	0	18	4	22
4	QUALITY EDUCATION	32	35	26	93
5	GENDER EQUALITY	1	1	2	4
6	CLEAN WATER AND SANITATION	0	0	0	0
7	AFFORDABLE AND CLEAN ENERGY	0	1	0	1
8	DECENT WORK AND ECONOMIC GROWTH	1	2	0	3



#	SUSTAINABLE DEV'T GOAL	APR	MAY	JUN	TOTAL
9	INDUSTRIES, INNOVATION AND INFRASTRUCTURE	1	0	3	4
10	REDUCED INEQUALITIES	15	7	12	34
11	SUSTAINABLE CITIES AND COMMUNITIES	0	21	3	24
12	RESPONSIBLE CONSUMPTION AND PRODUCTION	0	0	0	0
13	CLIMATE ACTION	0	1	0	1
14	LIFE BELOW WATER	0	0	0	0
15	LIFE ON LAND	0	0	0	0
16	PEACE, JUSTICE AND STRONG INSTITUTIONS	3	1	1	5
17	PARTNERSHIPS FOR THE GOALS	14	11	13	38