

UP PADAYON

PUBLIC SERVICE REPORT



UP DILIMAN

April - June 2024

Limitations of the report: We rely heavily on each CU's social media and website for this report. If there are initiatives that are not posted but would like to be included in the report, please get in touch with us at padayon@up.edu.ph.

HIGHLIGHTS



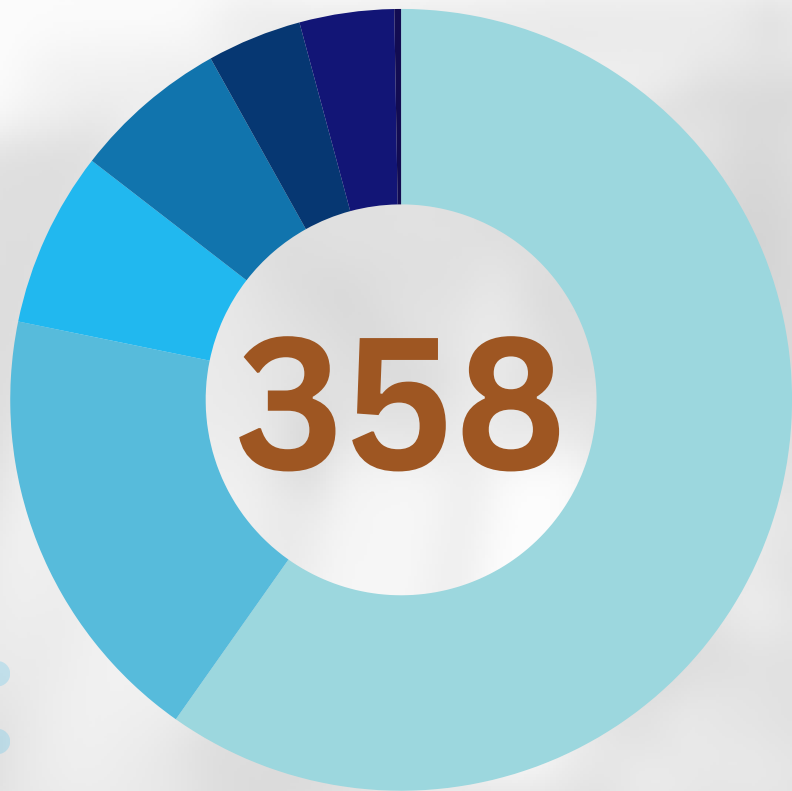
- UP Diliman conducted **358 public service (PS)** initiatives for the period of April to June 2024. Compared to the previous period, this represents a **77% increase** in total PS initiatives.
- For the three months, **60%** of PS initiatives fell under **Information Dissemination**, followed by **Service to University with 18%**, and **Direct Service Provision with 7%**.

HIGHLIGHTS



- **May has the most PS initiatives with 136**, followed by June with 118, and April with 104. This is an overall increase in PS initiatives compared to the previous period, with April having a 33% increase compared to March.
- **Sustainable Development Goals:** Most of UP Diliman's PS initiatives for the period fell under **SDG 4 (Quality education) with 279 initiatives**, followed by **SDG 3 (Good health and well-being) with 75 initiatives**, and **SDG 16 (Peace, justice and strong institutions) with 52 initiatives**.

UP DILIMAN PUBLIC SERVICE PROJECTS FROM APRIL - JUNE 2024



Types and Number of Public Service Projects

214 Information Dissemination

66 Service to University

26 Direct Service Provision

23 Networks and Linkages

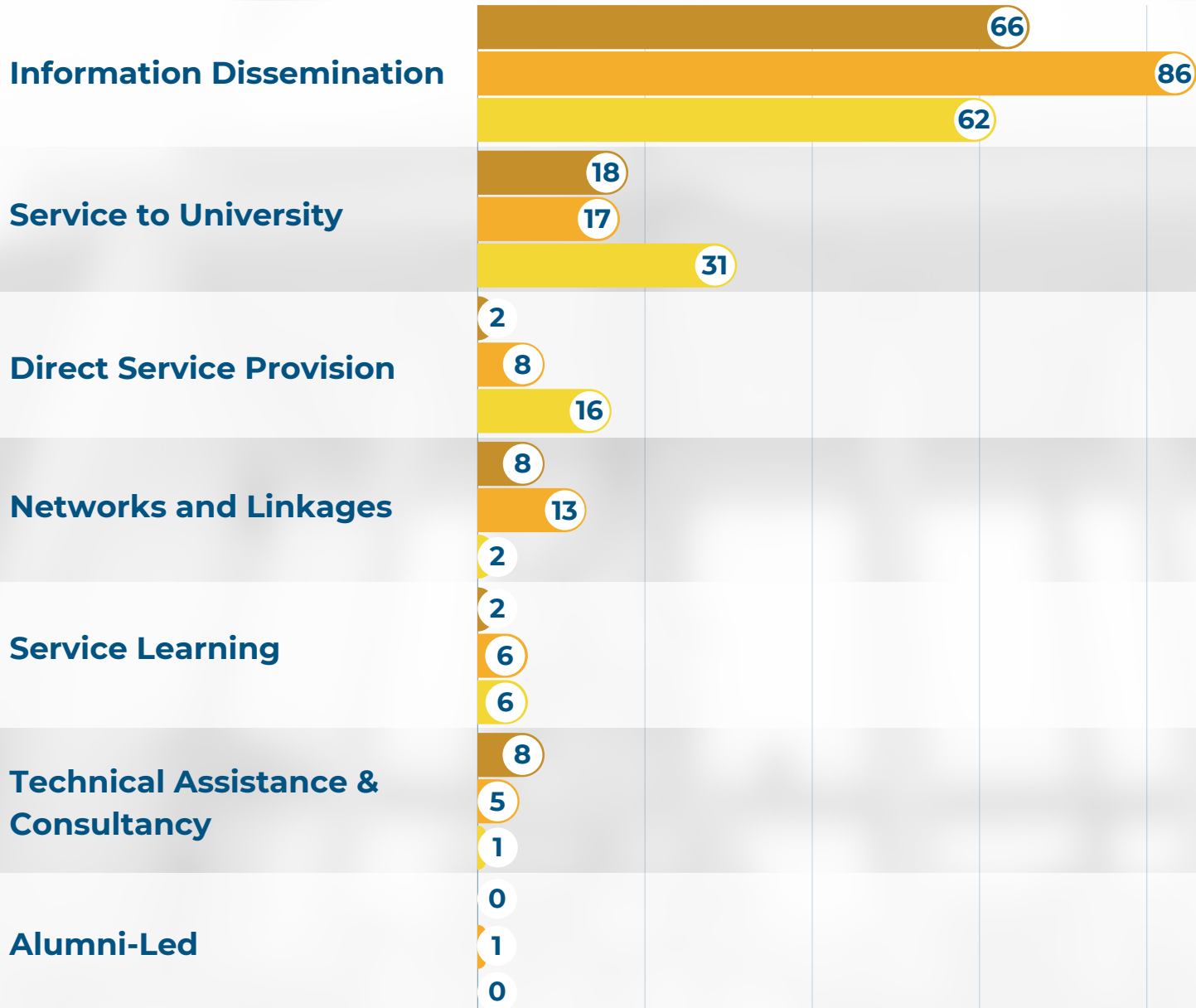
14 Service Learning

14 Technical Assistance & Consultancy

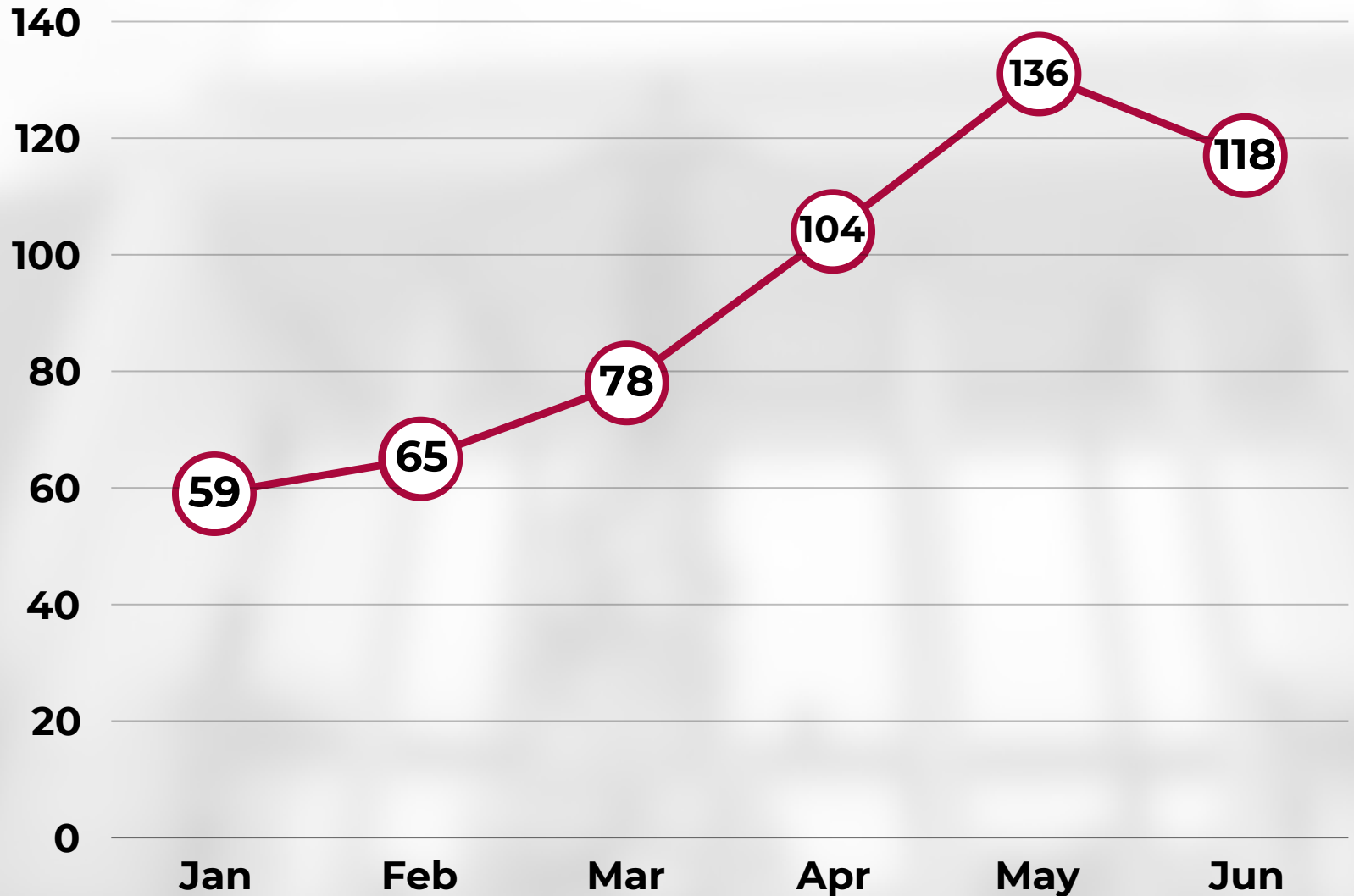
1 Alumni-Led

358 TOTAL # OF PS PROJECTS

COMPARISON OF UP DILIMAN PUBLIC SERVICE PROJECTS: APRIL - JUNE 2024



NUMBER OF UP DILIMAN'S PUBLIC SERVICE PROJECTS PER MONTH



**THE TOP 3 SUSTAINABLE DEVELOPMENT GOALS
PRESENT IN THE PS INITIATIVES OF UP DILIMAN
FROM APRIL - JUNE 2024**

3 GOOD HEALTH
AND WELL-BEING



75

2ND

4 QUALITY
EDUCATION



279

1ST

16 PEACE, JUSTICE
AND STRONG
INSTITUTIONS



52

3RD

TOTAL NUMBER OF SDG'S PRESENT IN THE PS INITIATIVES OF UP DILIMAN FROM APRIL - JUNE 2024

#	SUSTAINABLE DEV'T GOAL	APR	MAY	JUN	TOTAL
1	NO POVERTY	0	1	4	5
2	ZERO HUNGER	5	6	4	15
3	GOOD HEALTH AND WELL-BEING	20	22	33	75
4	QUALITY EDUCATION	87	110	82	279
5	GENDER EQUALITY	2	10	13	25
6	CLEAN WATER AND SANITATION	0	0	1	1
7	AFFORDABLE AND CLEAN ENERGY	1	1	0	2
8	DECENT WORK AND ECONOMIC GROWTH	11	21	14	46

#	SUSTAINABLE DEV'T GOAL	APR	MAY	JUN	TOTAL
9	INDUSTRIES, INNOVATION AND INFRASTRUCTURE	12	15	17	44
10	REDUCED INEQUALITIES	0	8	9	17
11	SUSTAINABLE CITIES AND COMMUNITIES	6	8	7	21
12	RESPONSIBLE CONSUMPTION AND PRODUCTION	2	1	3	6
13	CLIMATE ACTION	4	2	3	9
14	LIFE BELOW WATER	4	1	3	8
15	LIFE ON LAND	0	1	1	2
16	PEACE, JUSTICE AND STRONG INSTITUTIONS	12	18	22	52
17	PARTNERSHIPS FOR THE GOALS	8	11	7	26