

# UP PADAYON

## PUBLIC SERVICE REPORT



# UP LOS BAÑOS

## April - June 2024

**Limitations of the report:** We rely heavily on each CU's social media and website for this report. If there are initiatives that are not posted but would like to be included in the report, please get in touch with us at [padayon@up.edu.ph](mailto:padayon@up.edu.ph).

# HIGHLIGHTS



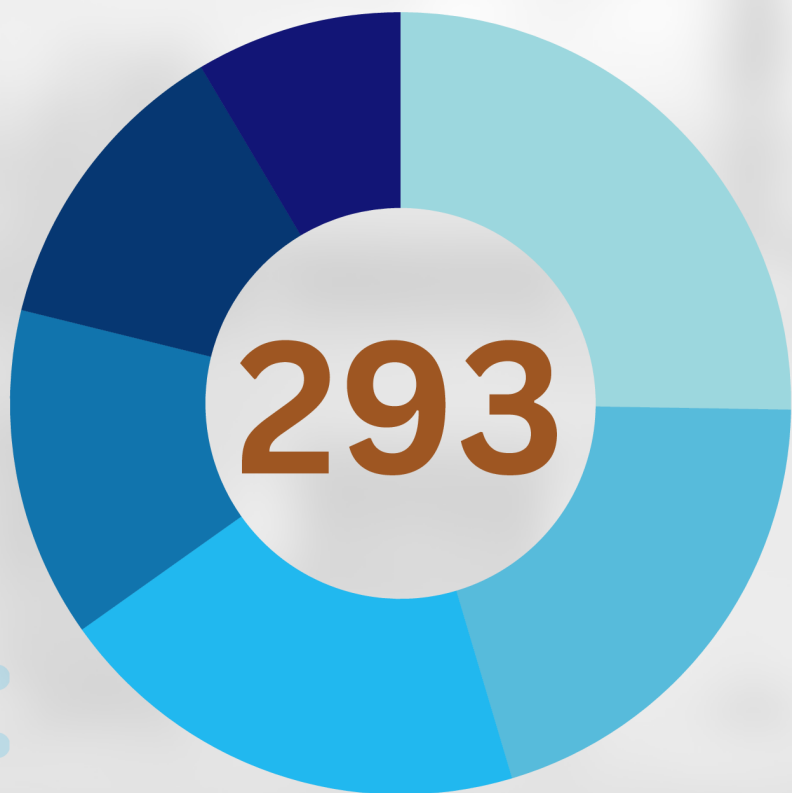
- UP Los Baños spearheaded **293 public service initiatives** in the second quarter of 2024, a remarkable **113% increase** compared to the previous quarter.
- UPLB's endeavors were diverse, covering a wide range of areas such as **direct service provision (25%), information dissemination (20%), forming linkages with various external stakeholders (20%), and providing technical assistance and consultancy (14%).**
- UPLB led the most initiatives during the month of **April with 104** various events and programs, followed by June, with 95 initiatives, and then May, with 94

# HIGHLIGHTS



- There has been a noteworthy increase in the number of direct service provisions made by UPLB, from **28 in the first quarter to 74 in the second.**
- Throughout the quarter, data reveals a significant increase in endeavors contributing to Sustainable Development Goals (SDGs) centered on ensuring good health and well-being, the delivery of quality education, and the promotion of sustainable economic growth and decent work for all. This increase demonstrates UPLB's commitment to aligning its efforts with global goals. **A total of 240 initiatives contributed to SDG #4 (Quality Education), 63 initiatives for SDG #3 (Good Health & Wellbeing), and 53 for SDG #8 (Decent Work & Economic Growth).**

# UP LOS BAÑOS PUBLIC SERVICE PROJECTS FROM APRIL - JUNE 2024



## Types and Number of Public Service Projects

**74** Direct Service Provision

**59** Information Dissemination

**58** Networks and Linkages

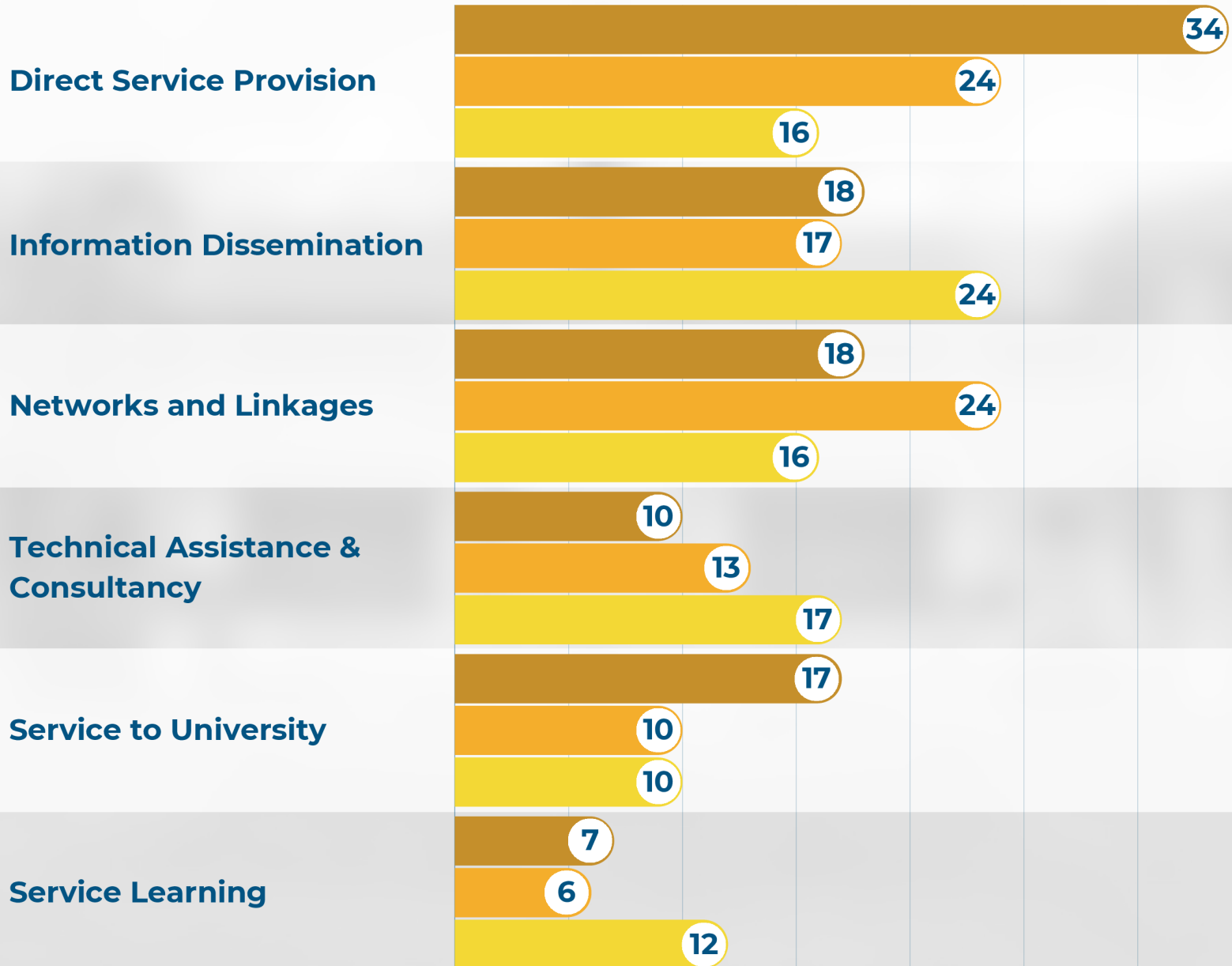
**40** Technical Assistance & Consultancy

**37** Service to University

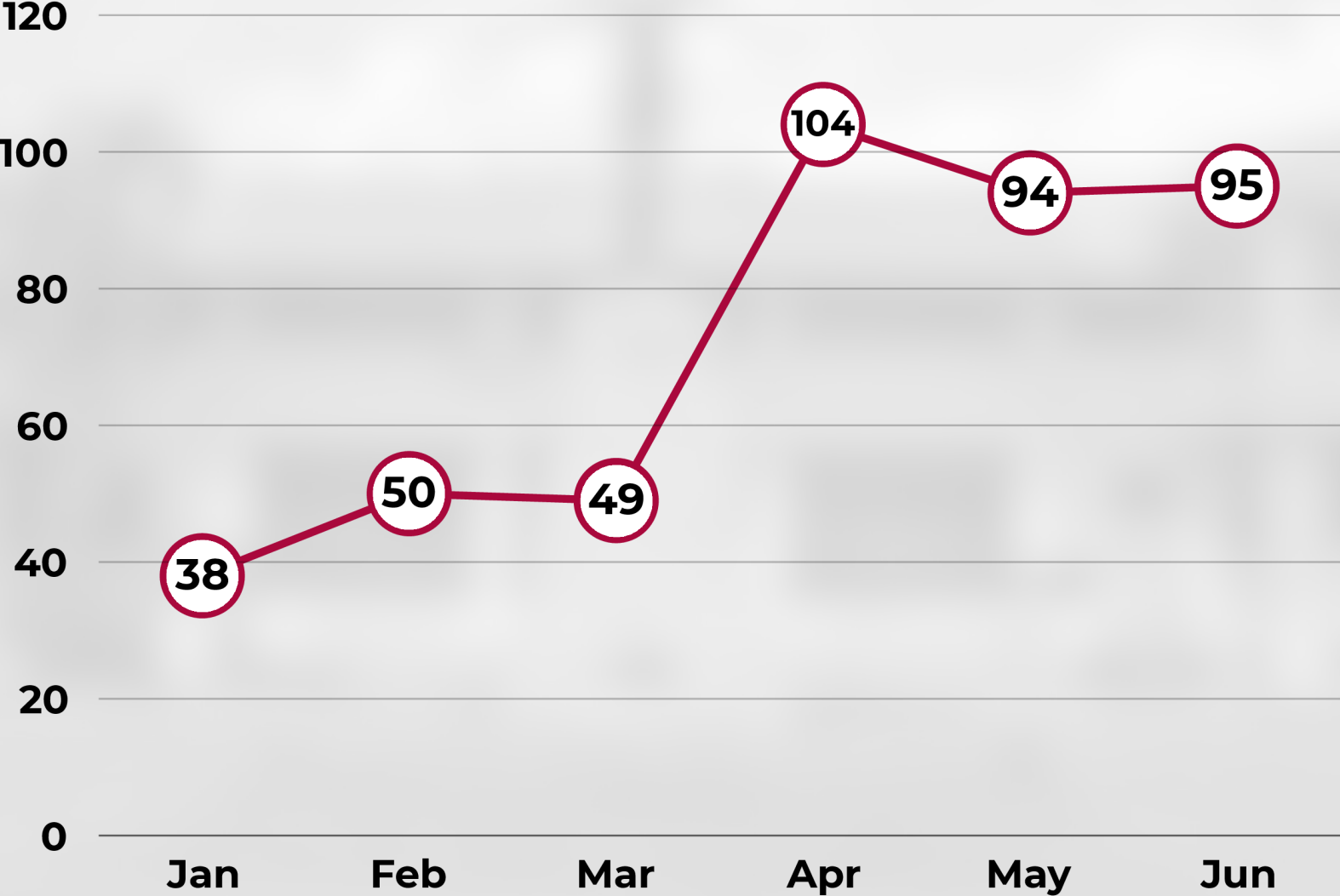
**25** Service Learning

**293** TOTAL # OF PS PROJECTS

# COMPARISON OF UP LOS BAÑOS PUBLIC SERVICE PROJECTS: APRIL - JUNE 2024



**NUMBER OF UP LOS BAÑOS' PUBLIC SERVICE PROJECTS PER MONTH**



**THE TOP 3 SUSTAINABLE DEVELOPMENT GOALS  
PRESENT IN THE PS INITIATIVES OF UP LOS BAÑOS  
FROM APRIL - JUNE 2024**

**3** GOOD HEALTH  
AND WELL-BEING



**63**

**2ND**

**4** QUALITY  
EDUCATION



**240**

**1ST**

**8** DECENT WORK AND  
ECONOMIC GROWTH



**53**

**3RD**

# TOTAL NUMBER OF SDG'S PRESENT IN THE PS INITIATIVES OF UP LOS BAÑOS FROM APRIL - JUNE 2024

#	SUSTAINABLE DEV'T GOAL	APR	MAY	JUN	TOTAL
1	NO POVERTY	3	2	0	5
2	ZERO HUNGER	9	10	2	21
3	GOOD HEALTH AND WELL-BEING	23	30	10	63
4	QUALITY EDUCATION	89	69	82	240
5	GENDER EQUALITY	11	7	2	20
6	CLEAN WATER AND SANITATION	2	0	0	2
7	AFFORDABLE AND CLEAN ENERGY	0	0	0	0
8	DECENT WORK AND ECONOMIC GROWTH	21	16	16	53



#	SUSTAINABLE DEV'T GOAL	APR	MAY	JUN	TOTAL
9	INDUSTRIES, INNOVATION AND INFRASTRUCTURE	3	14	13	30
10	REDUCED INEQUALITIES	7	2	0	9
11	SUSTAINABLE CITIES AND COMMUNITIES	6	3	2	11
12	RESPONSIBLE CONSUMPTION AND PRODUCTION	0	0	1	1
13	CLIMATE ACTION	4	1	5	10
14	LIFE BELOW WATER	2	1	0	3
15	LIFE ON LAND	4	1	2	7
16	PEACE, JUSTICE AND STRONG INSTITUTIONS	3	1	2	6
17	PARTNERSHIPS FOR THE GOALS	6	3	2	11