

UP PADAYON

PUBLIC SERVICE REPORT



UP MANILA

April - June 2024

Limitations of the report: We rely heavily on each CU's social media and website for this report. If there are initiatives that are not posted but would like to be included in the report, please get in touch with us at padayon@up.edu.ph.

HIGHLIGHTS



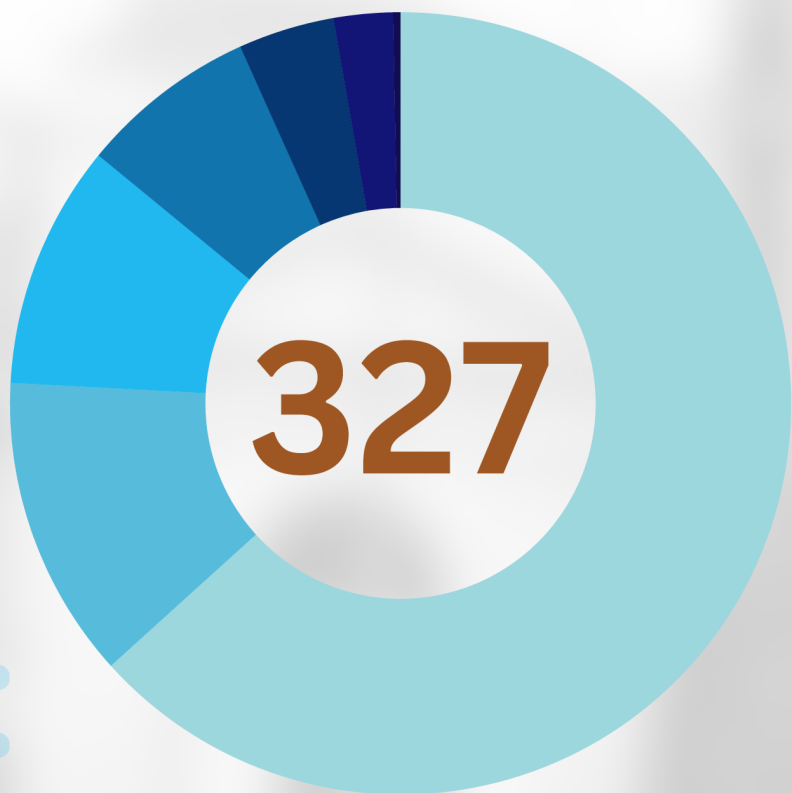
- The University of the Philippines Manila has shown a strong dedication to public service, **launching 327 public service projects from April to June.** This represents a **62% increase** in public service initiatives compared to the first quarter.
- UP Manila primarily focused on **disseminating information, accounting for 63%** of its initiatives. Additionally, **13%** of its efforts supported the **university's internal functions to strengthen institutional capabilities.** Finally, **10%** of the efforts underscored the importance of **collaboration and partnerships** in UP Manila's public service agenda.

HIGHLIGHTS



- Through its persistent efforts, UP Manila conducted its share of activities to support the Sustainable Development Goals (SDGs), with **255 initiatives for SDG 4: Quality Education, 198 initiatives for SDG 3: Good Health and Well-being, and 136 initiatives for SDG 17: Partnerships for the Goals.**
- In collaboration with the UP Manila College of Medicine Class of 1999, the UP Medical Alumni Society has upheld its commitment to public health education by continuing the UP Med Webinar series. Furthermore, the UP Manila College of Pharmacy Alumni Class of 1999 successfully organized a reunion webinar to explore the pivotal roles of pharmacists in promoting sustainability, wellness, and generative AI in healthcare.

UP MANILA PUBLIC SERVICE PROJECTS FROM APRIL - JUNE 2024



Types and Number of Public Service Projects

207 Information Dissemination

41 Service to University

33 Networks and Linkages

24 Direct Service Provision

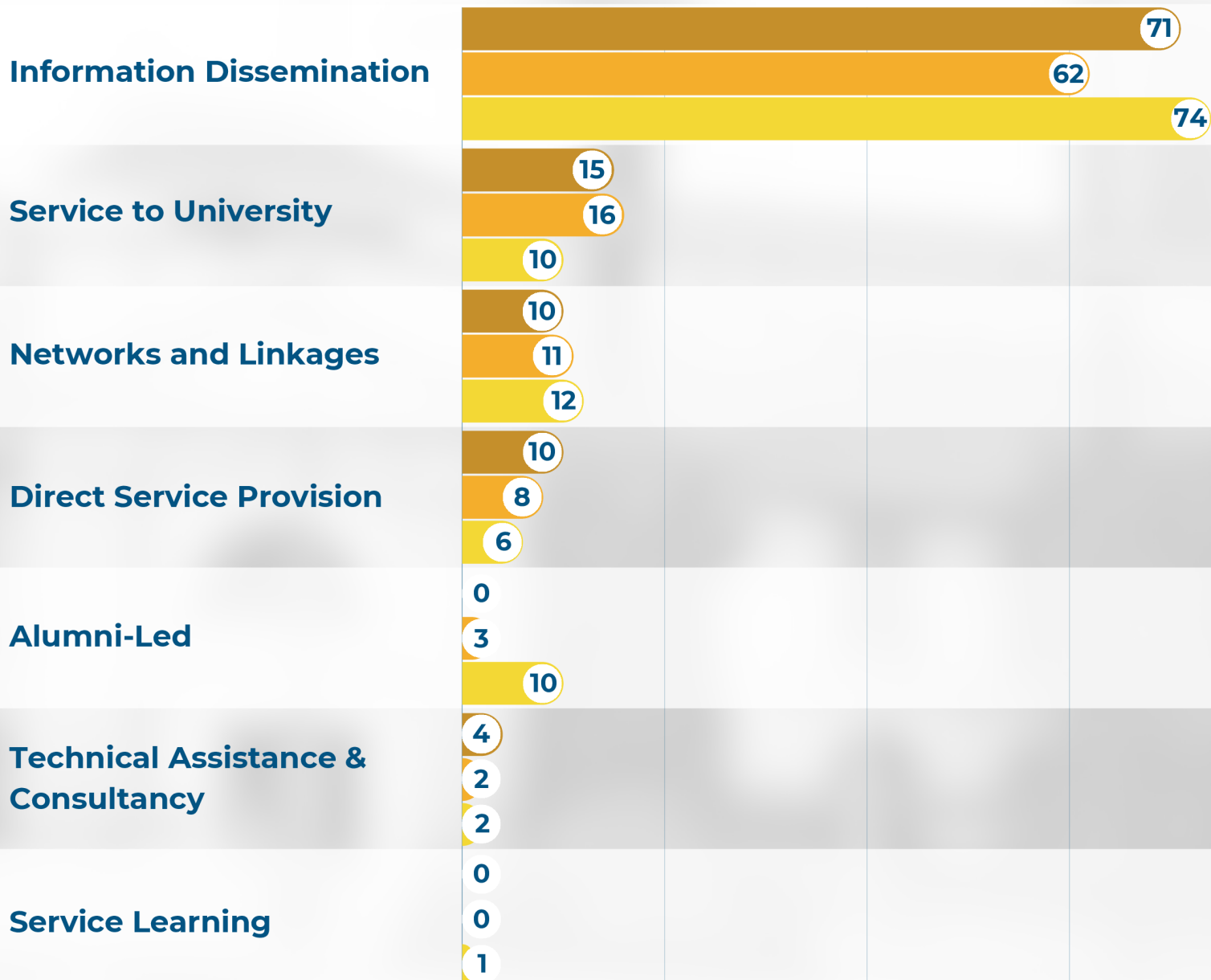
13 Alumni-Led

8 Technical Assistance & Consultancy

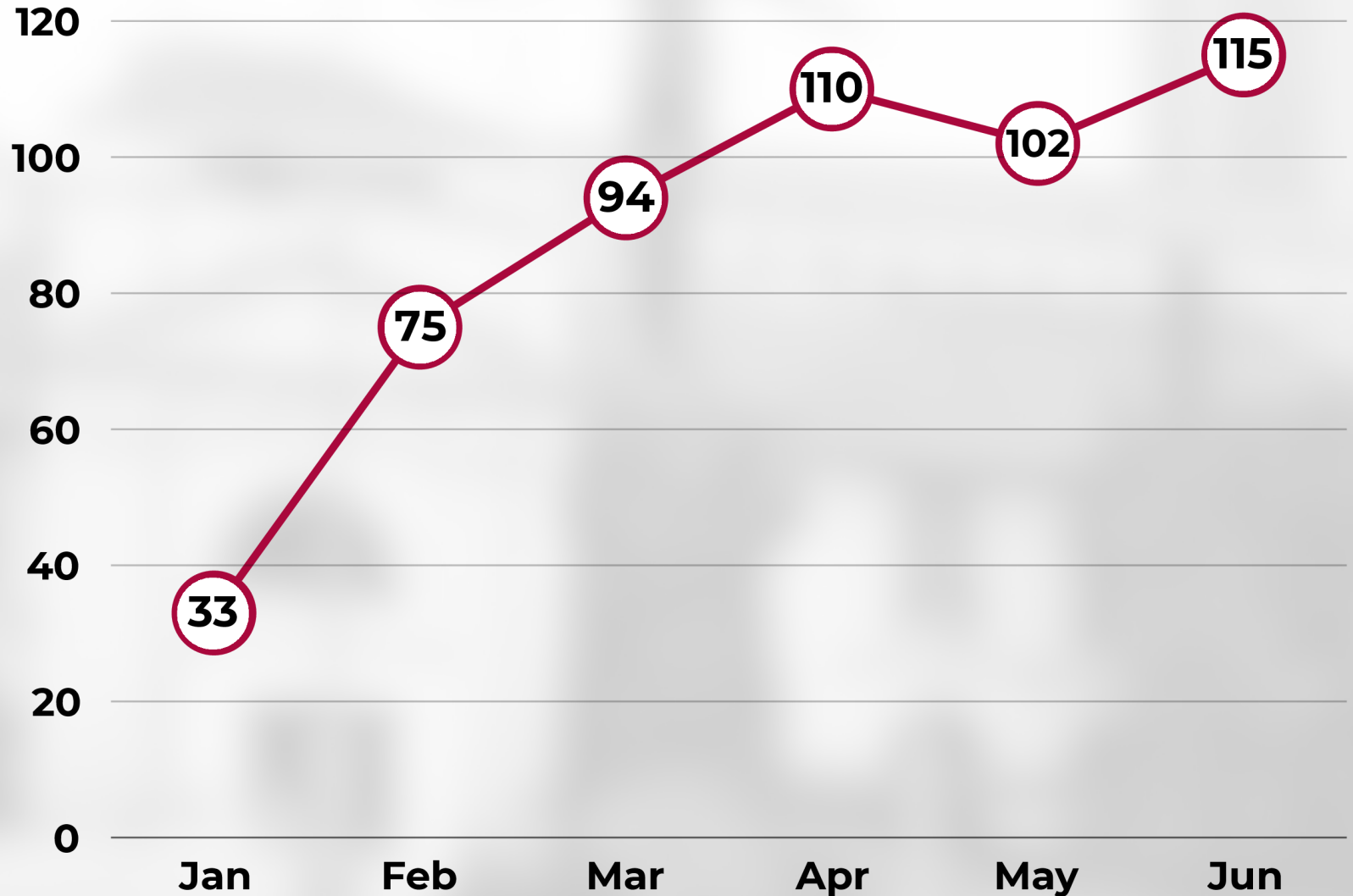
1 Service Learning

327 TOTAL # OF PS PROJECTS

COMPARISON OF UP MANILA PUBLIC SERVICE PROJECTS: APRIL - JUNE 2024



NUMBER OF UP MANILA PUBLIC SERVICE PROJECTS PER MONTH



**THE TOP 3 SUSTAINABLE DEVELOPMENT GOALS
PRESENT IN THE PS INITIATIVES OF UP MANILA
FROM APRIL - JUNE 2024**

3 GOOD HEALTH
AND WELL-BEING



198

2ND

4 QUALITY
EDUCATION



255

1ST

17 PARTNERSHIPS
FOR THE GOALS



136

3RD

TOTAL NUMBER OF SDG'S PRESENT IN THE PS INITIATIVES OF UP MANILA FROM APRIL - JUNE 2024

#	SUSTAINABLE DEV'T GOAL	APR	MAY	JUN	TOTAL
1	NO POVERTY	0	1	0	1
2	ZERO HUNGER	0	1	0	1
3	GOOD HEALTH AND WELL-BEING	64	59	75	198
4	QUALITY EDUCATION	91	74	90	255
5	GENDER EQUALITY	2	2	5	9
6	CLEAN WATER AND SANITATION	0	2	4	6
7	AFFORDABLE AND CLEAN ENERGY	0	2	0	2
8	DECENT WORK AND ECONOMIC GROWTH	2	5	5	12

#	SUSTAINABLE DEV'T GOAL	APR	MAY	JUN	TOTAL
9	INDUSTRIES, INNOVATION AND INFRASTRUCTURE	2	7	9	18
10	REDUCED INEQUALITIES	6	6	8	20
11	SUSTAINABLE CITIES AND COMMUNITIES	7	16	8	31
12	RESPONSIBLE CONSUMPTION AND PRODUCTION	0	2	3	5
13	CLIMATE ACTION	6	9	4	19
14	LIFE BELOW WATER	1	1	0	2
15	LIFE ON LAND	0	9	1	10
16	PEACE, JUSTICE AND STRONG INSTITUTIONS	2	4	10	16
17	PARTNERSHIPS FOR THE GOALS	34	43	59	136