

UP PADAYON

PUBLIC SERVICE REPORT



UP MINDANAO

April - June 2024

Limitations of the report: We rely heavily on each CU's social media and website for this report. If there are initiatives that are not posted but would like to be included in the report, please get in touch with us at padayon@up.edu.ph.

HIGHLIGHTS



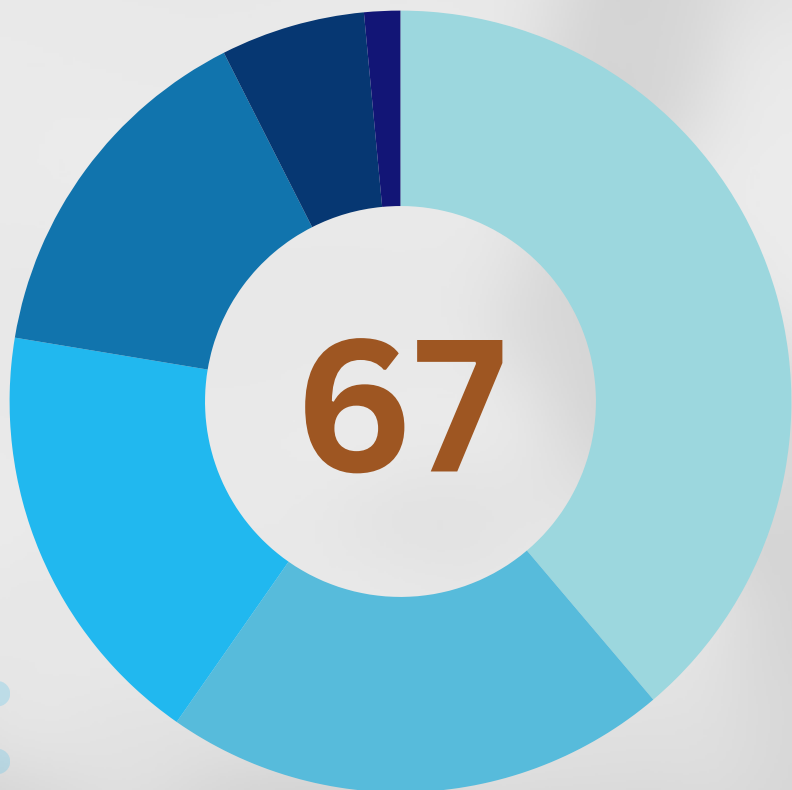
- **UP Mindanao initiated 67 public service activities for the second quarter of 2024.** Overall, UP Mindanao contributed 3.87% of the total public service initiatives across the UP System.
- **The Information Dissemination category tops the public service initiatives of UP Mindanao, with 26 total activities implemented or 38.81% of the total initiatives.** Initiatives that fall under the categories of Service to the University and Networks and Linkages accounted for the second and third most implemented activities, with 14 and 12 activities implemented or 20.90% and 17.91%, respectively.

HIGHLIGHTS



- **UP Mindanao led Public Service initiatives that significantly contributed to the achievement of the UN's Sustainable Development Goals (SDG), specifically SDG 4: Quality Education (40), SDG 17: Partnership for the Goals (23), and SDG 9: Industry, Innovation, and Infrastructure (8).**
- **The Responsible Pet Ownership and Anti-Rabies Vaccination Drive led by the Office of the Extension and Community Service showcased the exemplary public service initiatives of UP Mindanao.** The anti-rabies vaccination drive immunized 406 animals, a 115.96% increase from last year's initiatives.

UP MINDANAO PUBLIC SERVICE PROJECTS FROM APRIL - JUNE 2024



Types and Number of Public Service Projects

26 Information Dissemination

14 Service to University

12 Networks and Linkages

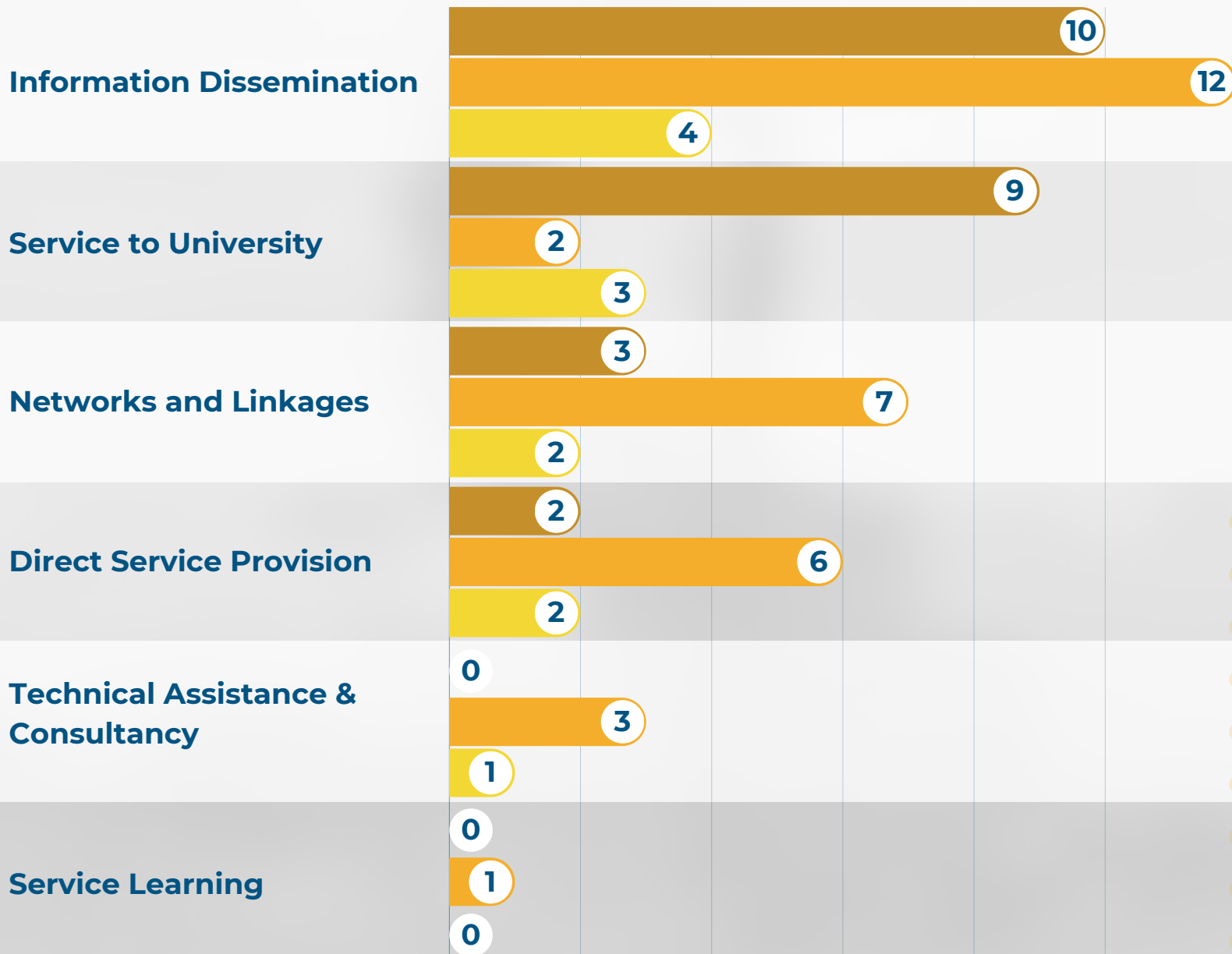
10 Direct Service Provision

4 Technical Assistance & Consultancy

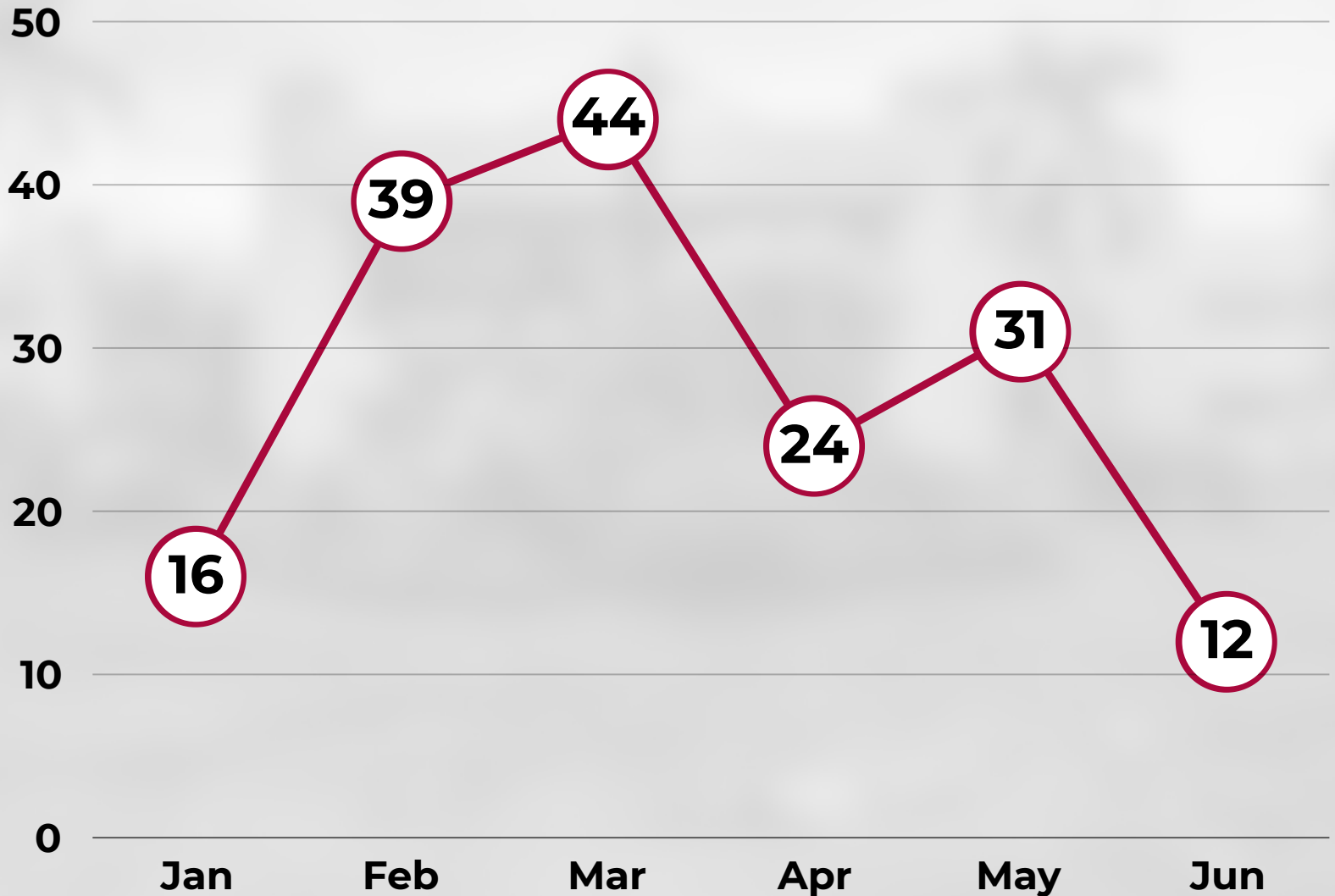
1 Service Learning

67 TOTAL # OF PS PROJECTS

COMPARISON OF UP MINDANAO PUBLIC SERVICE PROJECTS: APRIL - JUNE 2024



NUMBER OF UP MINDANAO PUBLIC SERVICE PROJECTS PER MONTH



**THE TOP 3 SUSTAINABLE DEVELOPMENT GOALS
PRESENT IN THE PS INITIATIVES OF UP MINDANAO
FROM APRIL - JUNE 2024**

17 PARTNERSHIPS
FOR THE GOALS



23

2ND

4 QUALITY
EDUCATION



40

1ST

9 INDUSTRY, INNOVATION
AND INFRASTRUCTURE



8

3RD

TOTAL NUMBER OF SDG'S PRESENT IN THE PS INITIATIVES OF UP MINDANAO FROM APRIL - JUNE 2024

#	SUSTAINABLE DEV'T GOAL	APR	MAY	JUN	TOTAL
1	NO POVERTY	0	0	0	0
2	ZERO HUNGER	0	1	0	1
3	GOOD HEALTH AND WELL-BEING	4	1	0	5
4	QUALITY EDUCATION	19	13	8	40
5	GENDER EQUALITY	0	0	0	0
6	CLEAN WATER AND SANITATION	0	0	1	1
7	AFFORDABLE AND CLEAN ENERGY	0	0	0	0
8	DECENT WORK AND ECONOMIC GROWTH	0	1	0	1

#	SUSTAINABLE DEV'T GOAL	APR	MAY	JUN	TOTAL
9	INDUSTRIES, INNOVATION AND INFRASTRUCTURE	1	6	1	8
10	REDUCED INEQUALITIES	1	0	2	3
11	SUSTAINABLE CITIES AND COMMUNITIES	1	3	2	6
12	RESPONSIBLE CONSUMPTION AND PRODUCTION	0	2	0	2
13	CLIMATE ACTION	2	0	1	3
14	LIFE BELOW WATER	0	0	1	1
15	LIFE ON LAND	4	0	1	5
16	PEACE, JUSTICE AND STRONG INSTITUTIONS	2	2	0	4
17	PARTNERSHIPS FOR THE GOALS	2	17	4	23