

# UP PADAYON

## PUBLIC SERVICE REPORT



**UP OPEN UNIVERSITY**  
April - June 2024

**Limitations of the report:** We rely heavily on each CU's social media and website for this report. If there are initiatives that are not posted but would like to be included in the report, please get in touch with us at [padayon@up.edu.ph](mailto:padayon@up.edu.ph).

# HIGHLIGHTS



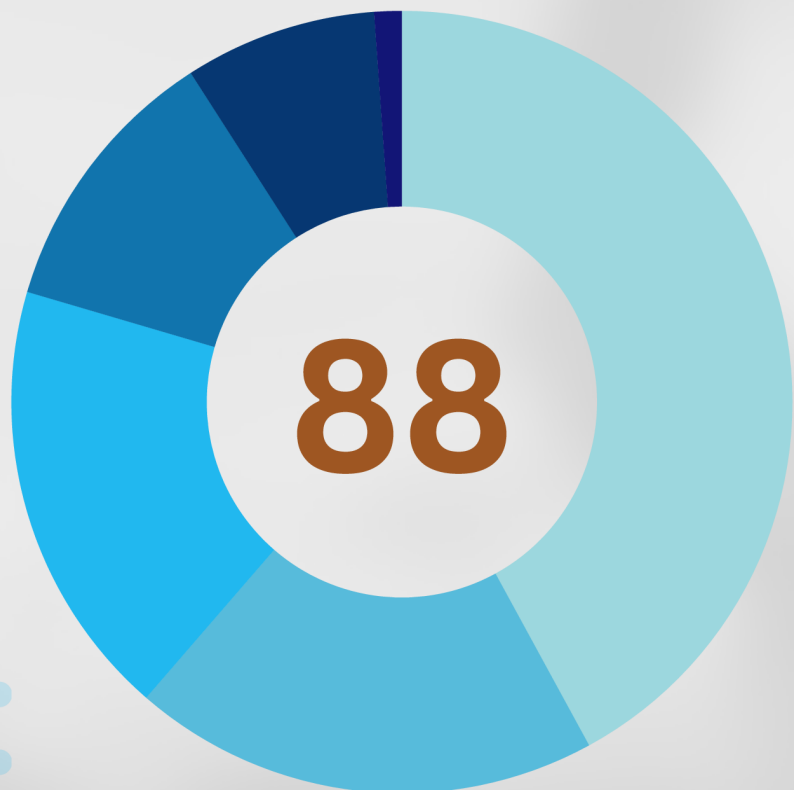
- UP Open University conducted **88 public service (PS)** initiatives for the period of April to June 2024. Compared to the previous period, this represents a **33% increase** in total PS initiatives.
- **Information Dissemination constitutes 42%** of UP Open University's Public Service, followed by **Service to University with 19%**, and **Networks and Linkages with 18%**.
- For the period, **June had the most PS initiatives with 35**, followed by May with 34, and April with 19. This shows a 79% increase in PS initiatives from April to May.

# HIGHLIGHTS



- May and June were tied for the most PS initiatives for both Information Dissemination and Service to University. April, on the other hand, had the most for Direct Service Provision.
- **Sustainable Development Goals:** UP Open University's PS initiatives for the period mainly fell under **SDG 4 (Quality education), with 64** initiatives. This was followed by **SDG 11 (Sustainable Cities and Communities) with 17 initiatives, and SDG 17 (Partnerships for the goals) with 15.**

# UP OPEN UNIVERSITY PUBLIC SERVICE PROJECTS FROM APRIL - JUNE 2024



## Types and Number of Public Service Projects

**37** Information Dissemination

**17** Service to University

**16** Networks and Linkages

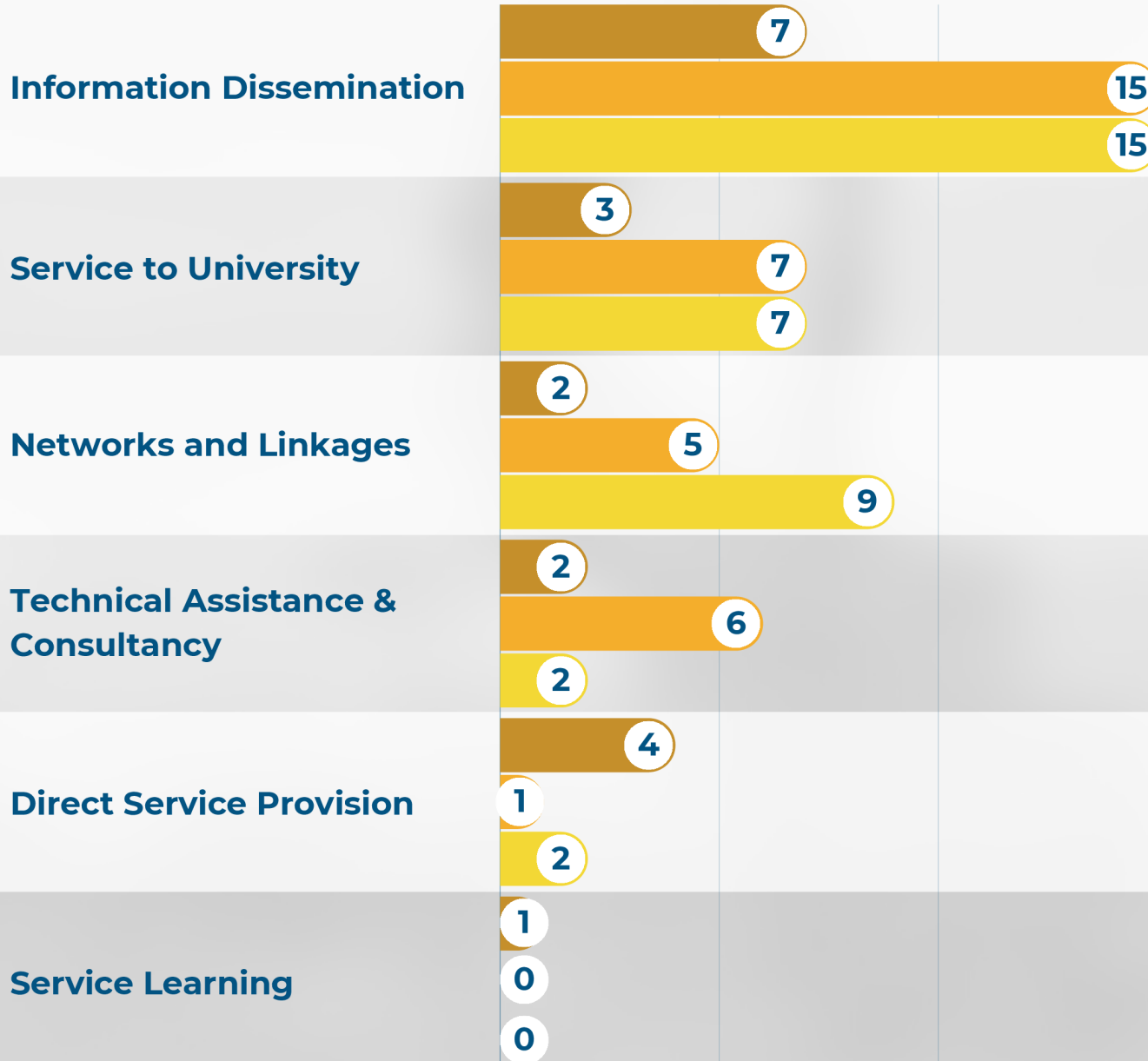
**10** Technical Assistance & Consultancy

**7** Direct Service Provision

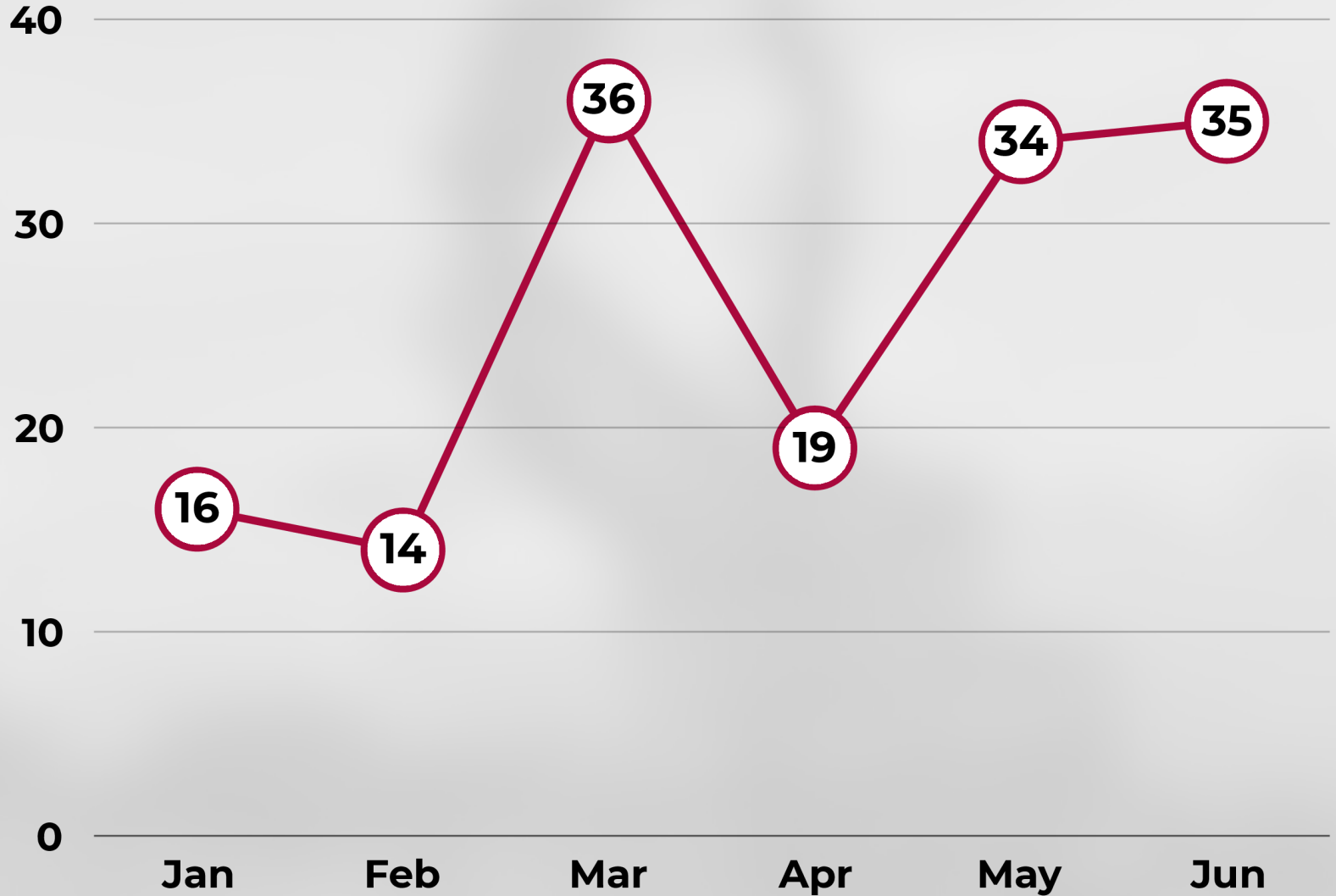
**1** Service Learning

**88** TOTAL # OF PS PROJECTS

# COMPARISON OF UP OPEN UNIVERSITY PUBLIC SERVICE PROJECTS: APRIL - JUNE 2024



# NUMBER OF UP OPEN UNIVERSITY PUBLIC SERVICE PROJECTS PER MONTH



**THE TOP 3 SUSTAINABLE DEVELOPMENT GOALS  
PRESENT IN THE PS INITIATIVES OF UP OPEN  
UNIVERSITY FROM APRIL - JUNE 2024**

**11** SUSTAINABLE CITIES  
AND COMMUNITIES



**17**

**2ND**

**4** QUALITY  
EDUCATION



**64**

**1ST**

**17** PARTNERSHIPS  
FOR THE GOALS



**15**

**3RD**

# TOTAL NUMBER OF SDG'S PRESENT IN THE PS INITIATIVES OF UP OPEN UNIVERSITY FROM APRIL - JUNE 2024

#	SUSTAINABLE DEV'T GOAL	APR	MAY	JUN	TOTAL
1	NO POVERTY	0	1	1	2
2	ZERO HUNGER	0	2	1	3
3	GOOD HEALTH AND WELL-BEING	3	2	3	8
4	QUALITY EDUCATION	13	29	22	64
5	GENDER EQUALITY	3	4	6	13
6	CLEAN WATER AND SANITATION	0	0	0	0
7	AFFORDABLE AND CLEAN ENERGY	0	0	0	0
8	DECENT WORK AND ECONOMIC GROWTH	2	5	1	8



#	SUSTAINABLE DEV'T GOAL	APR	MAY	JUN	TOTAL
9	INDUSTRIES, INNOVATION AND INFRASTRUCTURE	4	7	3	14
10	REDUCED INEQUALITIES	2	0	0	2
11	SUSTAINABLE CITIES AND COMMUNITIES	5	3	9	17
12	RESPONSIBLE CONSUMPTION AND PRODUCTION	1	3	3	7
13	CLIMATE ACTION	2	2	7	11
14	LIFE BELOW WATER	0	4	0	4
15	LIFE ON LAND	0	3	5	8
16	PEACE, JUSTICE AND STRONG INSTITUTIONS	1	2	1	4
17	PARTNERSHIPS FOR THE GOALS	2	10	3	15