

UP PADAYON

PUBLIC SERVICE REPORT



UP SYSTEM

April - June 2024

Limitations of the report: We rely heavily on each CU's social media and website for this report. If there are initiatives that are not posted but would like to be included in the report, please get in touch with us at padayon@up.edu.ph.

HIGHLIGHTS



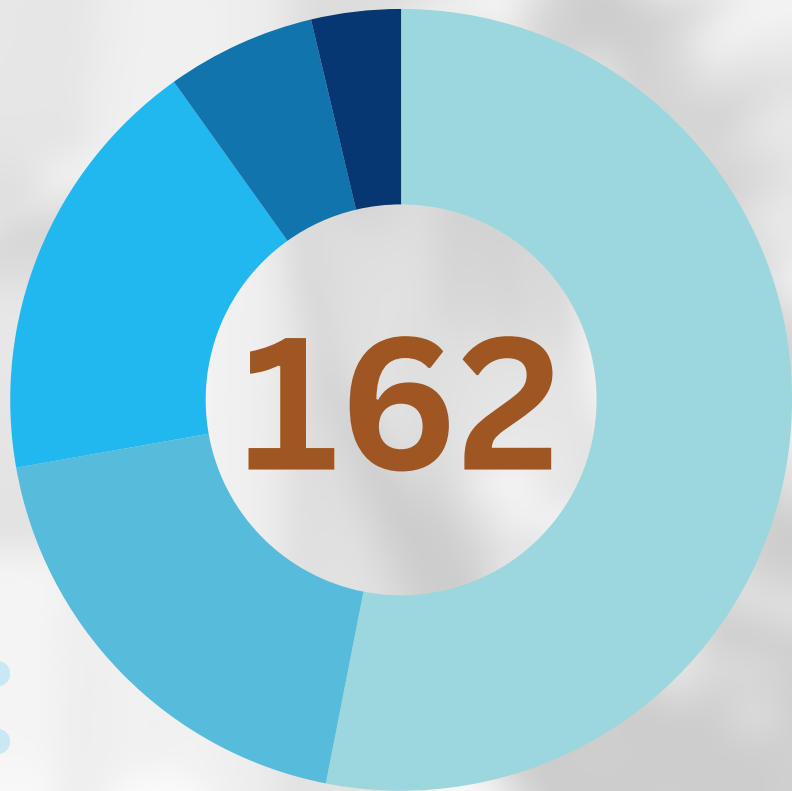
- **For the second quarter of 2024, UP System engaged in a diverse range of 162 public service initiatives.** The data reveals a 32% increase compared to the first quarter.
- **Notable public service initiatives for this quarter** include the UPCAT Affirmative Action Program of UP Ugnayan ng Pahinungód System in Jolo, Sulu; the collaboration of UP Padayon Public Service Office, Office of the Faculty Regent and the All UP Academic Employees Union for the UP Public Service Summit; and the activities during the Linggo ng Unibersidad.

HIGHLIGHTS



- **Information dissemination campaigns (53%) had the highest percentage of public service initiatives**, followed by service to university (19%), and networks and linkages (18%).
- **The majority of the UP System's public service initiatives made significant contributions to SDG 4, or Quality Education (97 initiatives); SDG 16, or Peace, Justice & Strong Institutions (45 initiatives); and SDG 10, or Reduced Inequalities (38 initiatives).** These scores demonstrate the UP System's unwavering commitment to ensuring that the SDGs are achieved at all levels and remain a top priority for the institution.

UP SYSTEM PUBLIC SERVICE PROJECTS FROM APRIL - JUNE 2024



Types and Number of Public Service Projects

86 Information Dissemination

31 Service to University

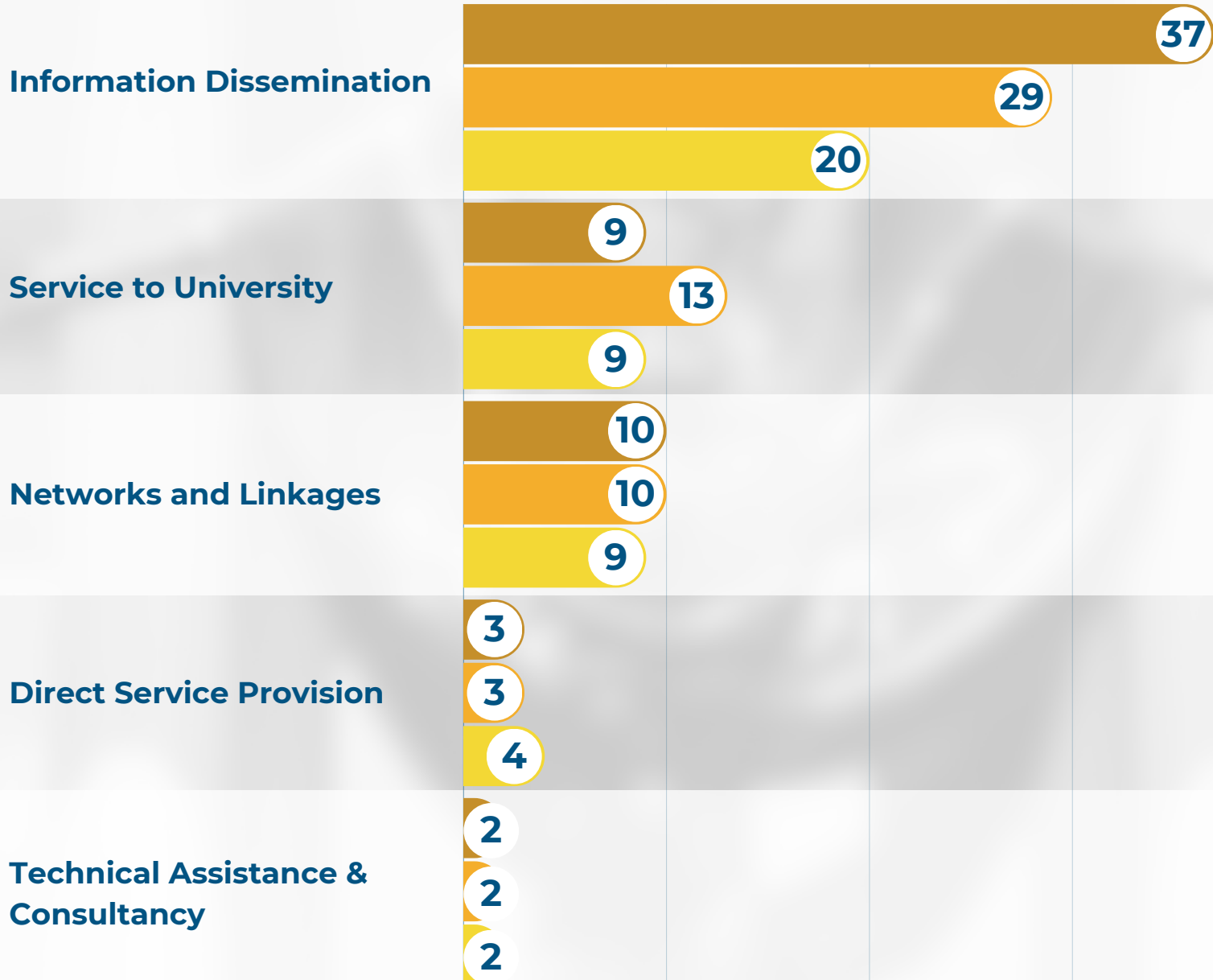
29 Networks and Linkages

10 Direct Service Provision

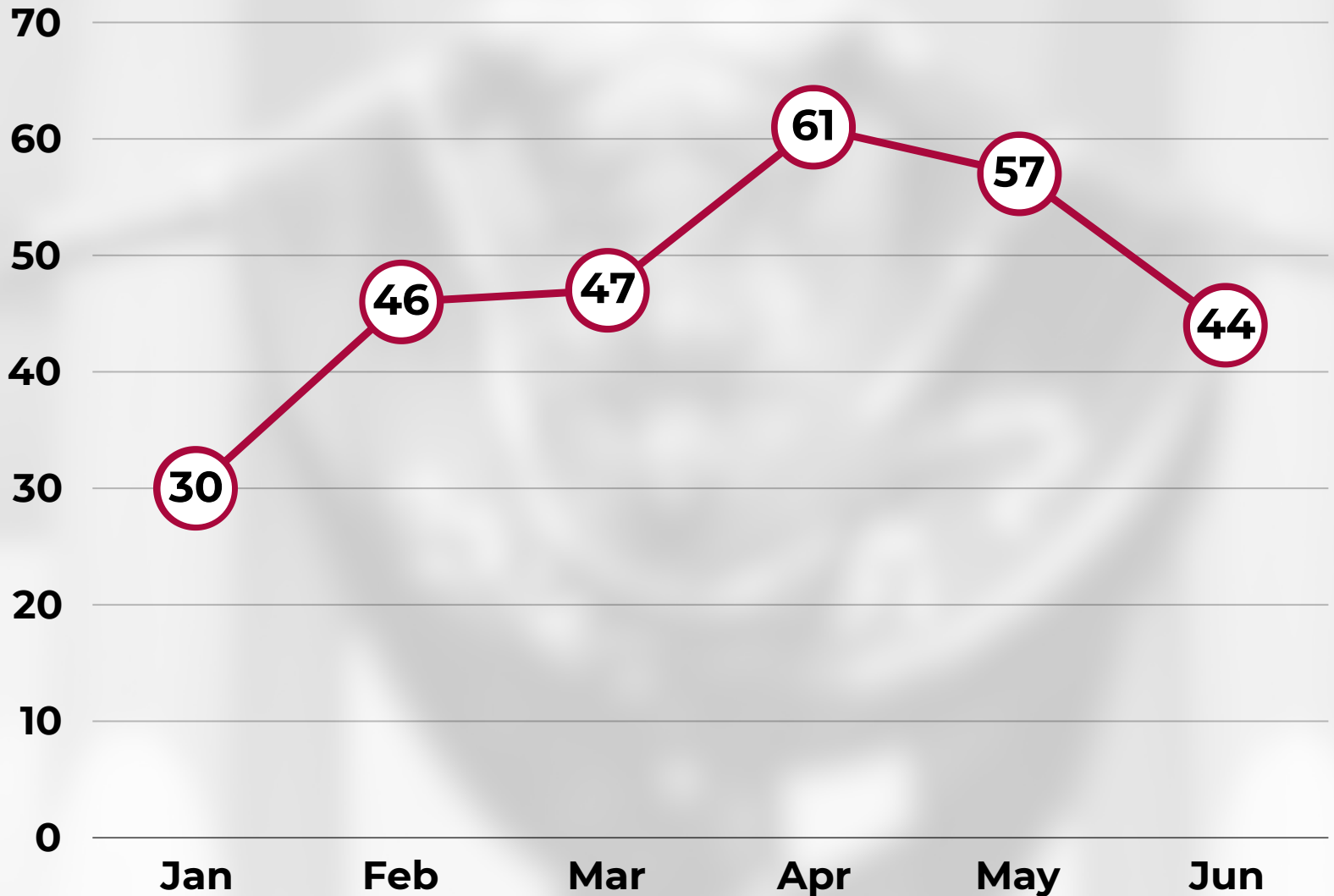
6 Technical Assistance & Consultancy

162 TOTAL # OF PS PROJECTS

COMPARISON OF UP SYSTEM PUBLIC SERVICE PROJECTS: APRIL - JUNE 2024



NUMBER OF UP SYSTEM'S PUBLIC SERVICE PROJECTS PER MONTH



**THE TOP 3 SUSTAINABLE DEVELOPMENT GOALS
PRESENT IN THE PS INITIATIVES OF UP SYSTEM
FROM APRIL - JUNE 2024**

16 PEACE, JUSTICE
AND STRONG
INSTITUTIONS



45

2ND

4 QUALITY
EDUCATION



97

1ST

10 REDUCED
INEQUALITIES



38

3RD

TOTAL NUMBER OF SDG'S PRESENT IN THE PS INITIATIVES OF UP SYSTEM FROM APRIL - JUNE 2024

#	SUSTAINABLE DEV'T GOAL	APR	MAY	JUN	TOTAL
1	NO POVERTY	4	7	1	12
2	ZERO HUNGER	2	1	0	3
3	GOOD HEALTH AND WELL-BEING	8	4	4	16
4	QUALITY EDUCATION	39	33	45	97
5	GENDER EQUALITY	5	12	6	24
6	CLEAN WATER AND SANITATION	0	0	0	0
7	AFFORDABLE AND CLEAN ENERGY	1	1	0	2
8	DECENT WORK AND ECONOMIC GROWTH	5	7	5	17

#	SUSTAINABLE DEV'T GOAL	APR	MAY	JUN	TOTAL
9	INDUSTRIES, INNOVATION AND INFRASTRUCTURE	2	5	2	8
10	REDUCED INEQUALITIES	11	19	8	38
11	SUSTAINABLE CITIES AND COMMUNITIES	9	6	7	22
12	RESPONSIBLE CONSUMPTION AND PRODUCTION	2	0	0	2
13	CLIMATE ACTION	14	8	8	30
14	LIFE BELOW WATER	1	1	2	4
15	LIFE ON LAND	2	0	1	3
16	PEACE, JUSTICE AND STRONG INSTITUTIONS	17	13	15	45
17	PARTNERSHIPS FOR THE GOALS	17	11	5	33