

UP PADAYON

PUBLIC SERVICE REPORT



UP TACLOBAN

April - June 2024

Limitations of the report: We rely heavily on each CU's social media and website for this report. If there are initiatives that are not posted but would like to be included in the report, please get in touch with us at padayon@up.edu.ph.

HIGHLIGHTS



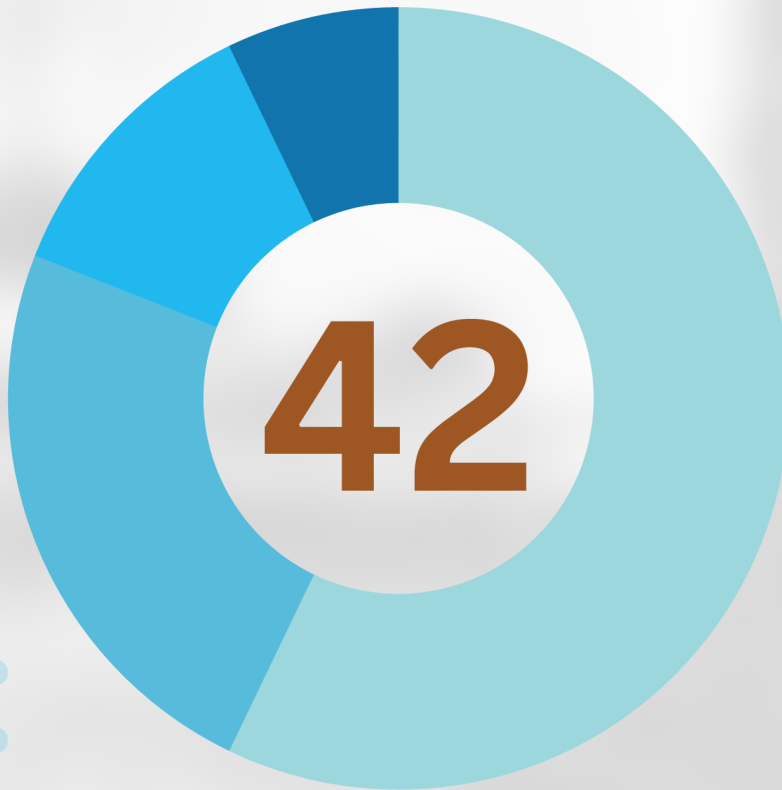
- For the second quarter of 2024, UP Tacloban College **conducted 42 public service initiatives**. This represents a **27% increase** from the first quarter activities.
- UP Tacloban College has undertaken numerous public service initiatives that contribute towards achieving the UN Sustainable Development Goals (SDGs). Most of these initiatives focus on **SDG 4: Quality Education (38 initiatives)**. Tied for the second spot are **SDG 1: No Poverty, SDG 10: Reduced Inequalities, and SDG 14: Life Below Water**, with 10 initiatives each. Additionally, the College also directed its efforts toward SDG 11, or Sustainable Cities and Communities. These scores highlight the institution's unwavering commitment to prioritizing the achievement of SDGs across all levels.

HIGHLIGHTS



- **Information dissemination campaigns** through fora and workshops **(57%)**, **direct services (24%)**, and **programs for university constituents (12%)** constitute the biggest chunks of public service activities conducted by UP Tacloban.
- **Some notable public service initiatives for the quarter** include the (GE)n Z Ideas Festival, the collaboration of UP Tacloban and UP Cebu Ugnayan ng Pahinungód for the UPCAT Orientation of Malitbog students; the three batches of the two-day Affirmative Action Program (AAP) Summer School Tutorial of UP Tacloban Ugnayan ng Pahinungód, and the construction of the Philippines' first-ever Mussel Glycogen Production Plant at the future S&T Park of UP Tacloban.

UP TACLOBAN PUBLIC SERVICE PROJECTS FROM APRIL - JUNE 2024



Types and Number of Public Service Projects

24 Information Dissemination

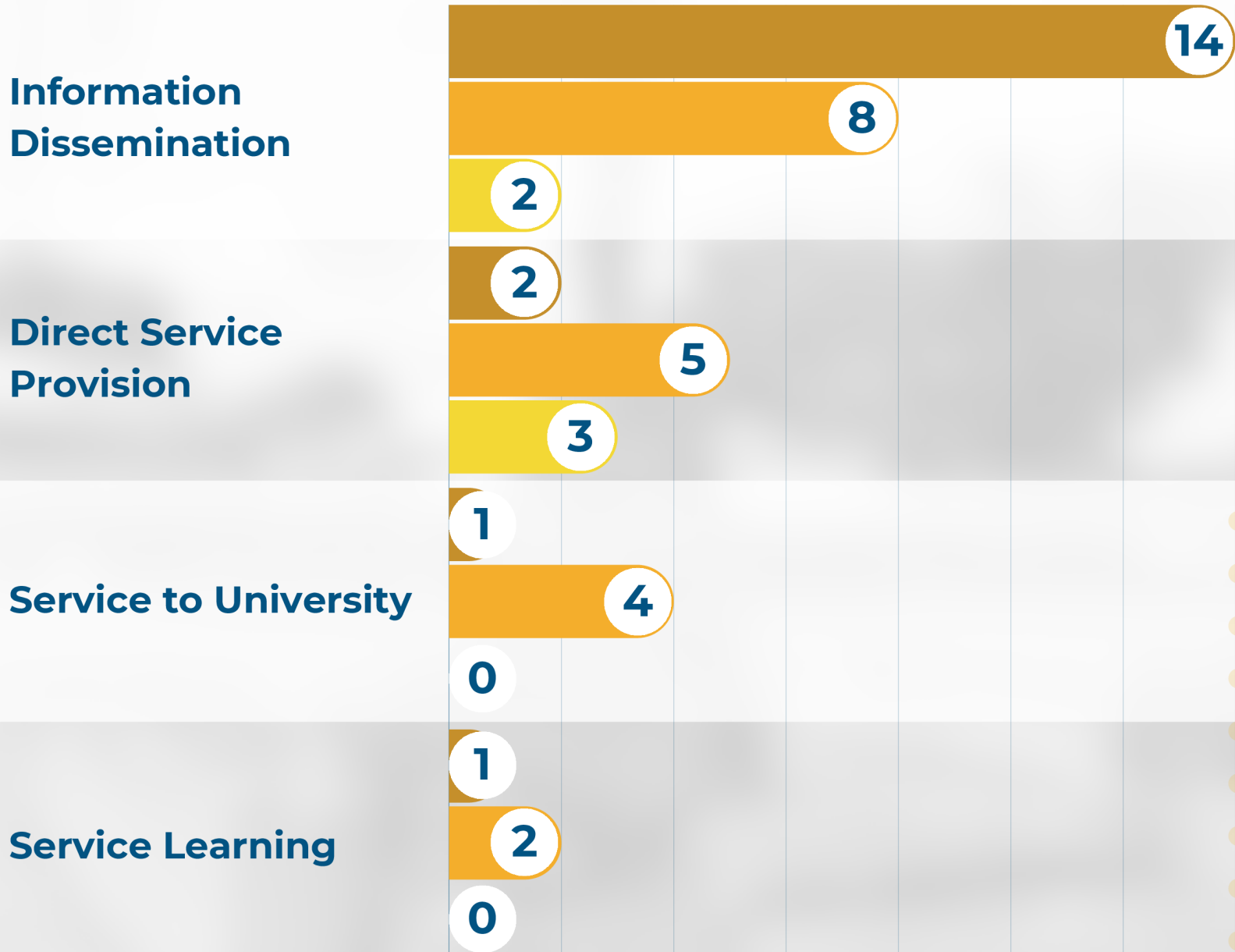
10 Direct Service Provision

5 Service to University

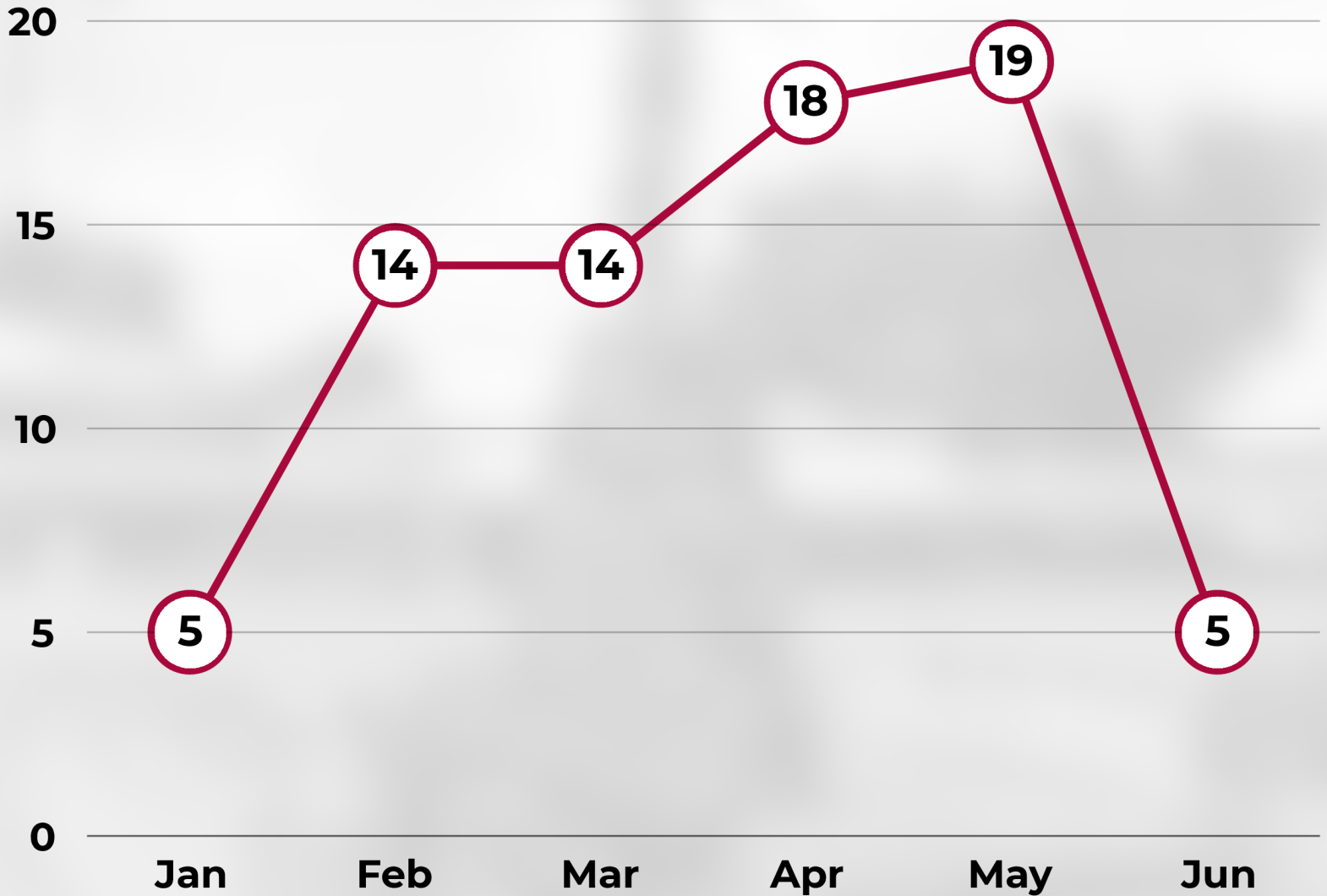
3 Service Learning

42 TOTAL # OF PS PROJECTS

COMPARISON OF UP TACLOBAN PUBLIC SERVICE PROJECTS: APRIL - JUNE 2024



NUMBER OF UP TACLOBAN'S PUBLIC SERVICE PROJECTS PER MONTH



THE TOP 3 SUSTAINABLE DEVELOPMENT GOALS PRESENT IN THE PS INITIATIVES OF UP TACLOBAN FROM APRIL - JUNE 2024



TOTAL NUMBER OF SDG'S PRESENT IN THE PS INITIATIVES OF UP TACLOBAN FROM APRIL - JUNE 2024

#	SUSTAINABLE DEV'T GOAL	APR	MAY	JUN	TOTAL
1	NO POVERTY	2	5	3	10
2	ZERO HUNGER	0	0	0	0
3	GOOD HEALTH AND WELL-BEING	0	4	0	4
4	QUALITY EDUCATION	18	16	4	38
5	GENDER EQUALITY	0	1	0	1
6	CLEAN WATER AND SANITATION	1	0	1	2
7	AFFORDABLE AND CLEAN ENERGY	0	0	0	0
8	DECENT WORK AND ECONOMIC GROWTH	2	3	0	5

#	SUSTAINABLE DEV'T GOAL	APR	MAY	JUN	TOTAL
9	INDUSTRIES, INNOVATION AND INFRASTRUCTURE	3	3	0	6
10	REDUCED INEQUALITIES	2	5	3	10
11	SUSTAINABLE CITIES AND COMMUNITIES	3	2	2	7
12	RESPONSIBLE CONSUMPTION AND PRODUCTION	0	1	1	2
13	CLIMATE ACTION	3	1	1	5
14	LIFE BELOW WATER	6	3	1	10
15	LIFE ON LAND	4	1	0	5
16	PEACE, JUSTICE AND STRONG INSTITUTIONS	0	4	1	5
17	PARTNERSHIPS FOR THE GOALS	0	0	0	0