

UP PADAYON

PUBLIC SERVICE REPORT



UP VISAYAS

April - June 2024

Limitations of the report: We rely heavily on each CU's social media and website for this report. If there are initiatives that are not posted but would like to be included in the report, please get in touch with us at padayon@up.edu.ph.

HIGHLIGHTS



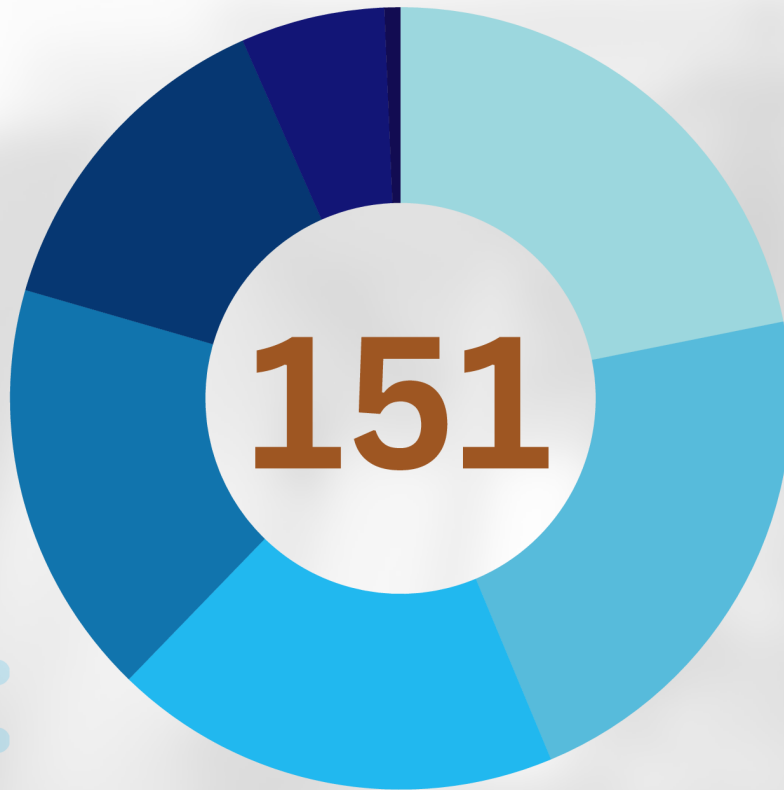
- **UP Visayas (UPV) spearheaded 151 public service initiatives for the second quarter of 2024.** The data implies an 88.75% increase in initiatives from the first quarter.
- Among UPV's diversity of endeavors, most of these are **direct service provision (22%), service to the university (22%), information dissemination (18%), and service learning (17%).**
- **UP Visayas has taken the lead in a number of initiatives, particularly during the month of February,** with 57 various events and programs focused on service to the university and lending technical assistance to external stakeholders. May followed, with 50 initiatives, and June, with 44.

HIGHLIGHTS



- **UP Visayas has demonstrated its continued excellence in the field of fisheries and ocean technology** by lending its expertise to coastal communities in need of technical assistance with marine hatcheries.
- **For this quarter, UP Visayas excelled in advancing Sustainable Development Goal (SDG) #4 (Quality Education) with 124 initiatives, #8 (Decent Work & Economic Growth) with 58, #11 (Sustainable Cities & Communities) with 28, and #14 (Life Below Water) with 23**, through a series of targeted initiatives, such as workshops and technical consultancies that focus on providing opportunities for sustainable development among municipalities that export seafood.

UP VISAYAS PUBLIC SERVICE PROJECTS FROM APRIL - JUNE 2024



Types and Number of Public Service Projects

33 Direct Service Provision

33 Service to University

28 Information Dissemination

26 Service Learning

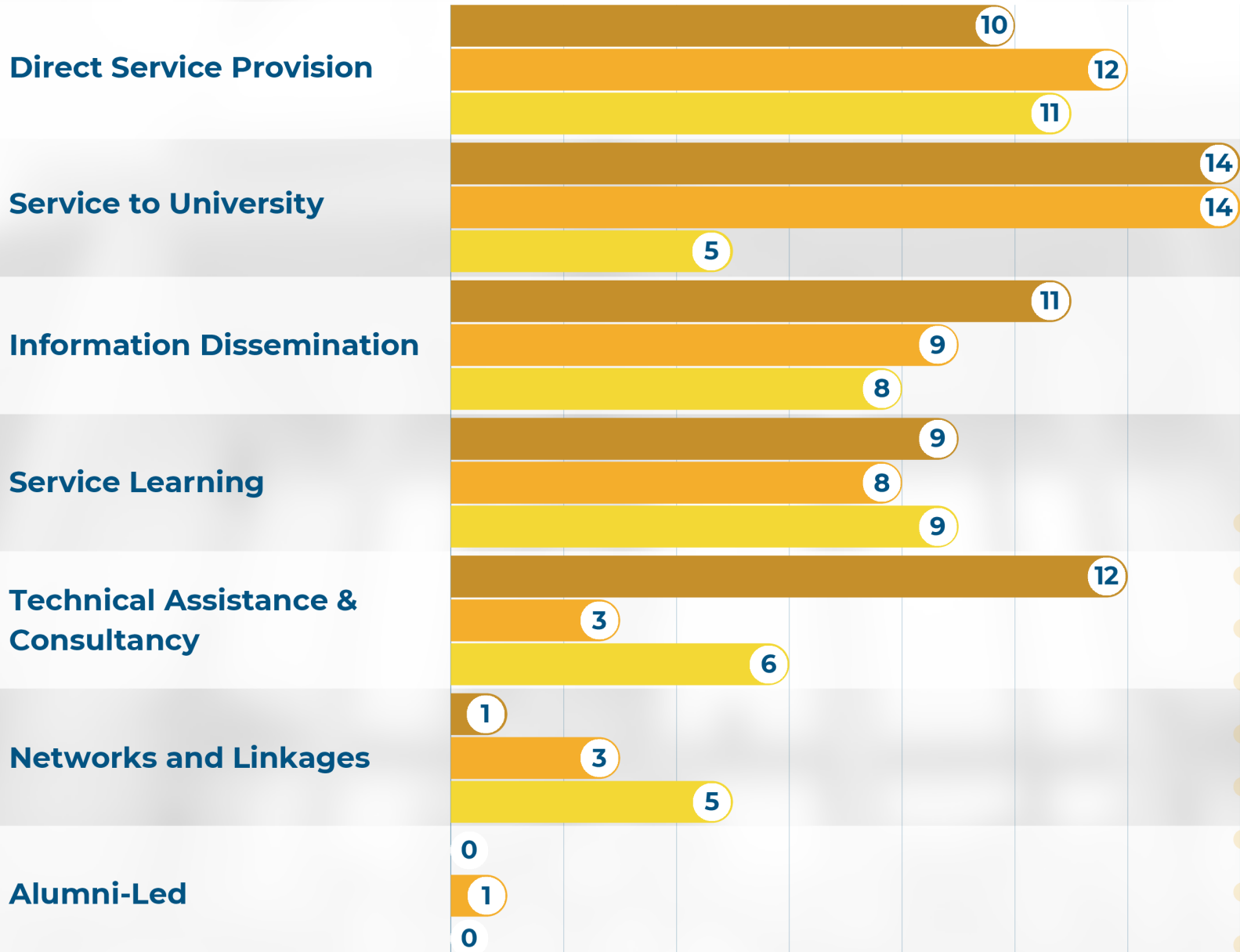
21 Technical Assistance & Consultancy

9 Networks and Linkages

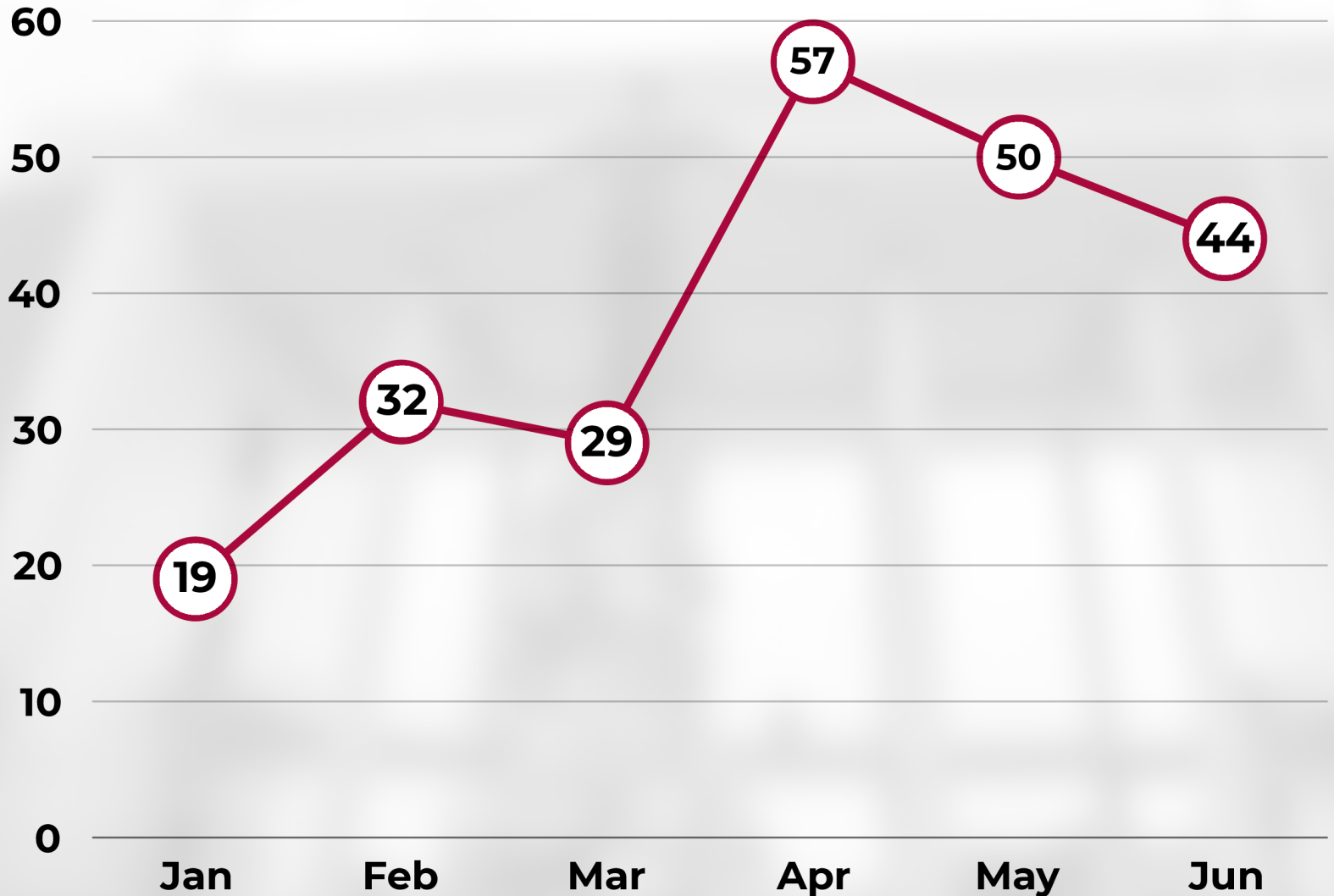
1 Alumni-Led

151 TOTAL # OF PS PROJECTS

COMPARISON OF UP VISAYAS PUBLIC SERVICE PROJECTS: APRIL - JUNE 2024



NUMBER OF UP VISAYAS' PUBLIC SERVICE PROJECTS PER MONTH



THE TOP 3 SUSTAINABLE DEVELOPMENT GOALS PRESENT IN THE PS INITIATIVES OF UP VISAYAS FROM APRIL - JUNE 2024

8 DECENT WORK AND
ECONOMIC GROWTH



58

2ND

4 QUALITY
EDUCATION



124

1ST

11 SUSTAINABLE CITIES
AND COMMUNITIES



28

3RD

TOTAL NUMBER OF SDG'S PRESENT IN THE PS INITIATIVES OF UP VISAYAS FROM APRIL - JUNE 2024

#	SUSTAINABLE DEV'T GOAL	APR	MAY	JUN	TOTAL
1	NO POVERTY	1	0	0	5
2	ZERO HUNGER	2	0	0	13
3	GOOD HEALTH AND WELL-BEING	7	9	5	75
4	QUALITY EDUCATION	44	42	38	124
5	GENDER EQUALITY	2	1	3	6
6	CLEAN WATER AND SANITATION	3	0	0	3
7	AFFORDABLE AND CLEAN ENERGY	0	0	0	0
8	DECENT WORK AND ECONOMIC GROWTH	19	19	20	58

#	SUSTAINABLE DEV'T GOAL	APR	MAY	JUN	TOTAL
9	INDUSTRIES, INNOVATION AND INFRASTRUCTURE	7	6	7	20
10	REDUCED INEQUALITIES	1	3	0	4
11	SUSTAINABLE CITIES AND COMMUNITIES	8	10	10	28
12	RESPONSIBLE CONSUMPTION AND PRODUCTION	3	1	0	4
13	CLIMATE ACTION	0	1	0	1
14	LIFE BELOW WATER	8	7	8	23
15	LIFE ON LAND	2	3	1	6
16	PEACE, JUSTICE AND STRONG INSTITUTIONS	0	2	2	4
17	PARTNERSHIPS FOR THE GOALS	4	2	6	12