

UP PADAYON

PUBLIC SERVICE REPORT



UP BAGUIO

July - September 2024

Limitations of the report: We rely heavily on each CU's social media and website for this report. If there are initiatives that are not posted but would like to be included in the report, please get in touch with us at padayon@up.edu.ph.

HIGHLIGHTS



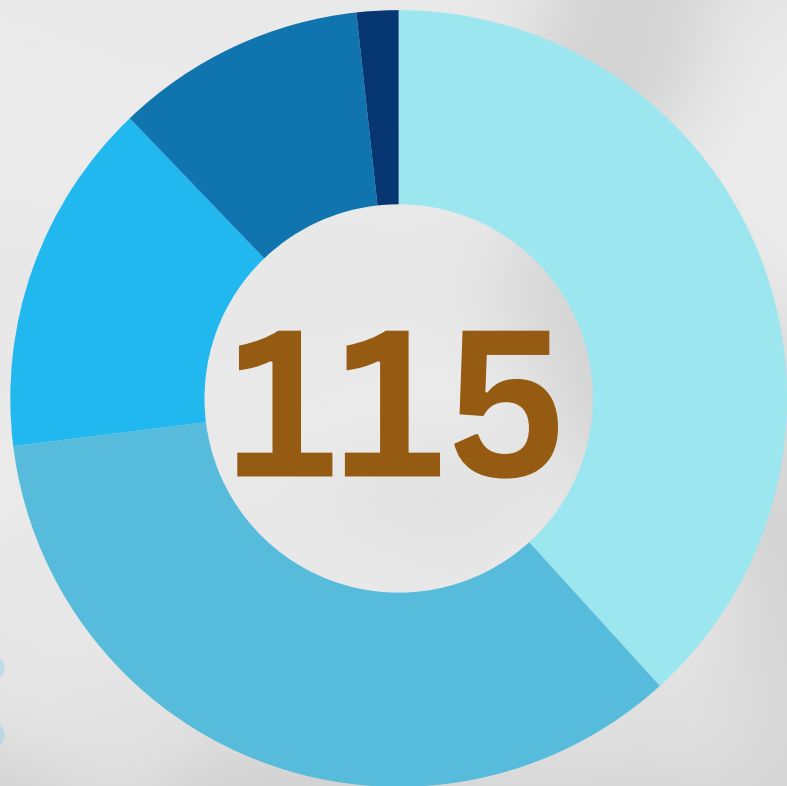
- **The University of the Philippines Baguio launched 115 public service initiatives during the third quarter of 2024**, with 44 initiatives in July, 29 in August, and 42 in October. The data revealed a 16% decrease in the number of initiatives compared to the previous quarter.
- **Among the recorded public service initiatives of UP Baguio, the prominent categories were information dissemination (38%),** followed by service to university (35%), and direct service provision (15%). These efforts were provided to the UP community and the general public, reflecting UP Baguio's commitment to delivering quality service and relevant information.

HIGHLIGHTS



- **A notable highlight of UP Baguio in the third quarter was the Dagitab 2, held at UP Baguio's Balay Internasyonal on September 12, 2024.** This event underscored UP Baguio's continuous support for startups and innovation in the Cordillera region by introducing the second cohort of the UPB SILBI-TBI incubatees.
- **UP Baguio's public service initiatives made significant contributions to the United Nations Sustainable Development Goals (SDGs).** For the third quarter of 2024, 56 initiatives on SDG 4 (Quality Education) were launched, followed by SDG 17 (Partnerships for the Goals) with 38 and SDG 11 (Sustainable Cities and Communities) with 20. These efforts demonstrate UP Baguio's dedication to UP's mandate as a service-oriented institution.

UP BAGUIO PUBLIC SERVICE PROJECTS FROM JULY - SEPTEMBER 2024



Types and Number of Public Service Projects

44 Information Dissemination

40 Service to University

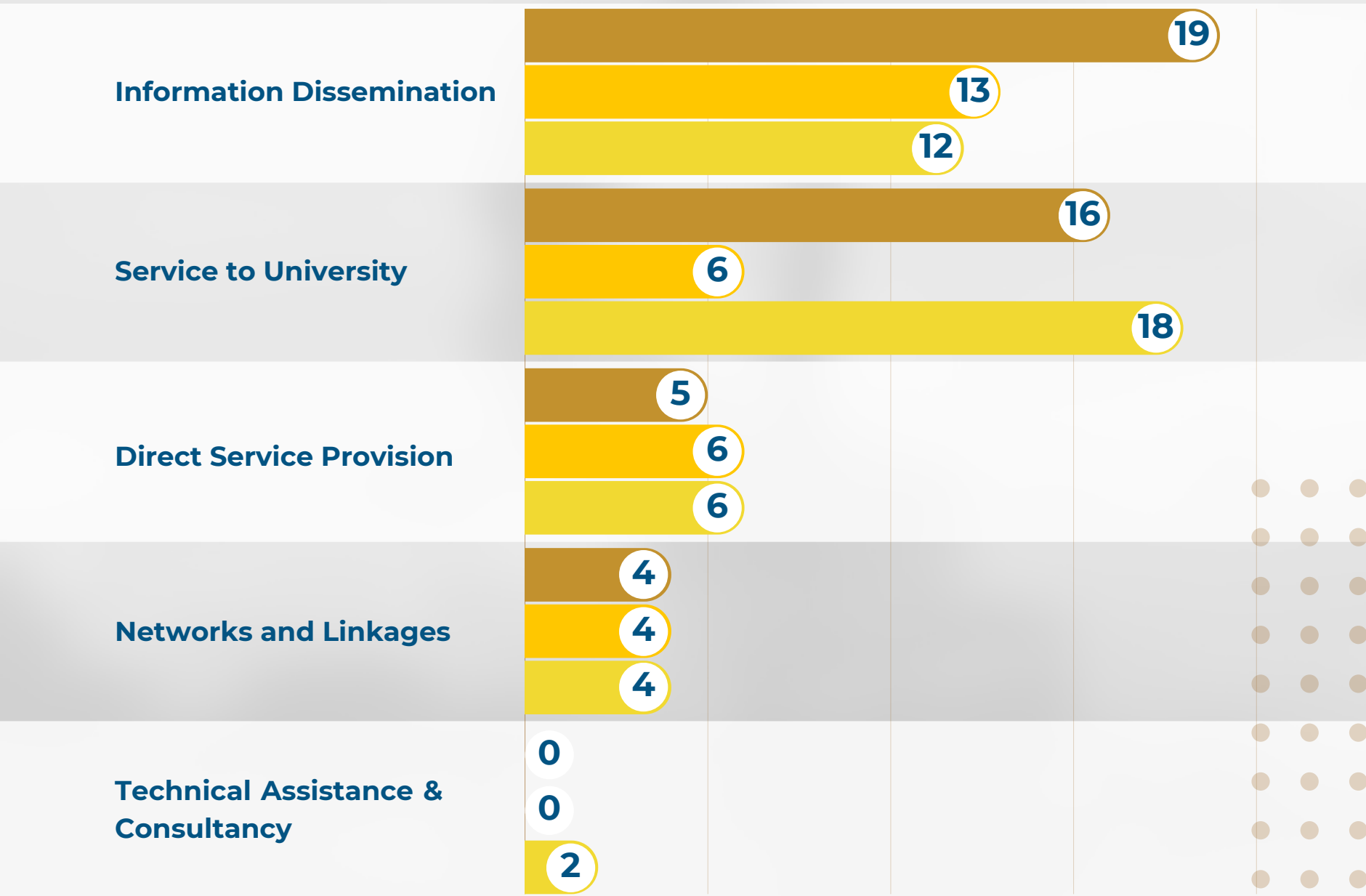
17 Direct Service Provision

12 Networks and Linkages

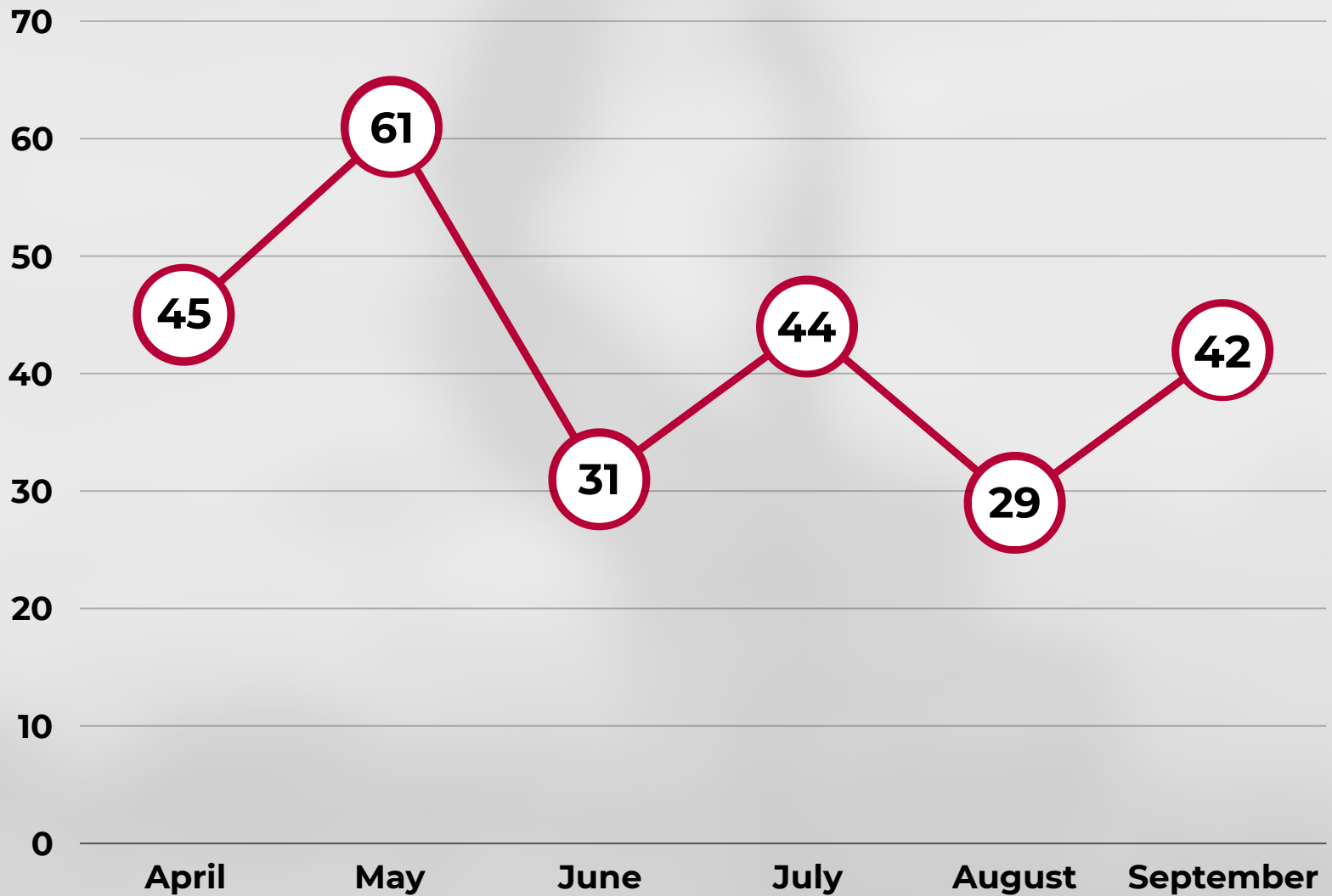
2 Technical Assistance & Consultancy

115 TOTAL # OF PS PROJECTS

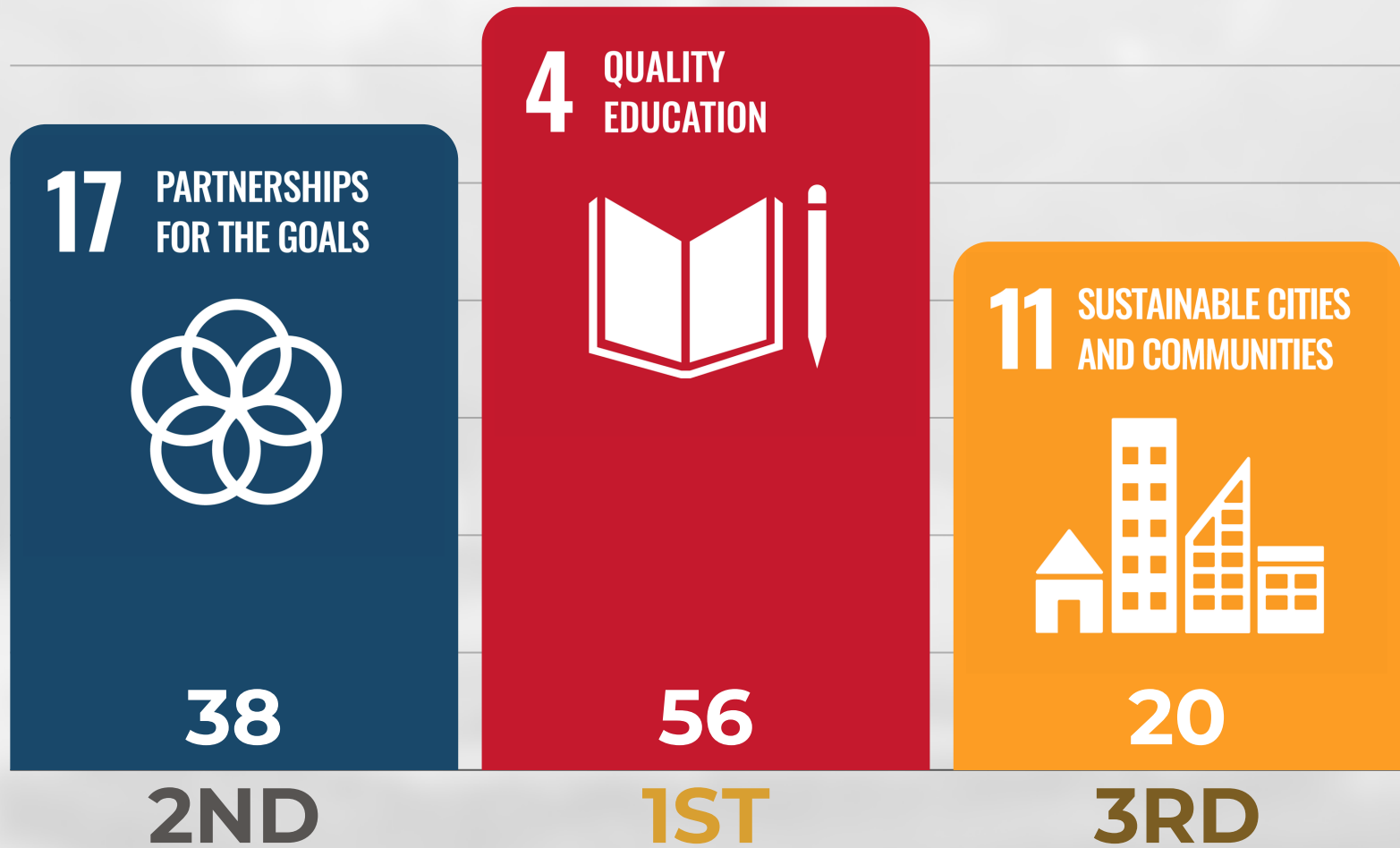
COMPARISON OF UP BAGUIO PUBLIC SERVICE PROJECTS: JULY - SEPTEMBER 2024



NUMBER OF BAGUIO'S PUBLIC SERVICE PROJECTS PER MONTH



**THE TOP 3 SUSTAINABLE DEVELOPMENT GOALS
PRESENT IN THE PS INITIATIVES OF UP BAGUIO
FROM JULY - SEPTEMBER 2024**



TOTAL NUMBER OF SDGS PRESENT IN THE PS INITIATIVES OF UP BAGUIO FROM JULY - SEPTEMBER 2024

#	SUSTAINABLE DEV'T GOAL	JUL	AUG	SEP	TOTAL
1	NO POVERTY	0	0	2	2
2	ZERO HUNGER	0	1	0	1
3	GOOD HEALTH AND WELL-BEING	6	2	5	13
4	QUALITY EDUCATION	21	12	23	56
5	GENDER EQUALITY	1	1	3	5
6	CLEAN WATER AND SANITATION	0	0	0	0
7	AFFORDABLE AND CLEAN ENERGY	0	0	0	0
8	DECENT WORK AND ECONOMIC GROWTH	1	1	2	4

#	SUSTAINABLE DEV'T GOAL	JUL	AUG	SEP	TOTAL
9	INDUSTRIES, INNOVATION AND INFRASTRUCTURE	2	2	2	6
10	REDUCED INEQUALITIES	5	2	5	12
11	SUSTAINABLE CITIES AND COMMUNITIES	5	7	8	20
12	RESPONSIBLE CONSUMPTION AND PRODUCTION	0	0	0	0
13	CLIMATE ACTION	0	1	2	3
14	LIFE BELOW WATER	0	0	0	0
15	LIFE ON LAND	0	0	0	0
16	PEACE, JUSTICE AND STRONG INSTITUTIONS	2	0	3	5
17	PARTNERSHIPS FOR THE GOALS	11	13	14	38