

UP PADAYON

PUBLIC SERVICE REPORT



UP CEBU

July - September 2024

Limitations of the report: We rely heavily on each CU's social media and website for this report. If there are initiatives that are not posted but would like to be included in the report, please get in touch with us at padayon@up.edu.ph.

HIGHLIGHTS



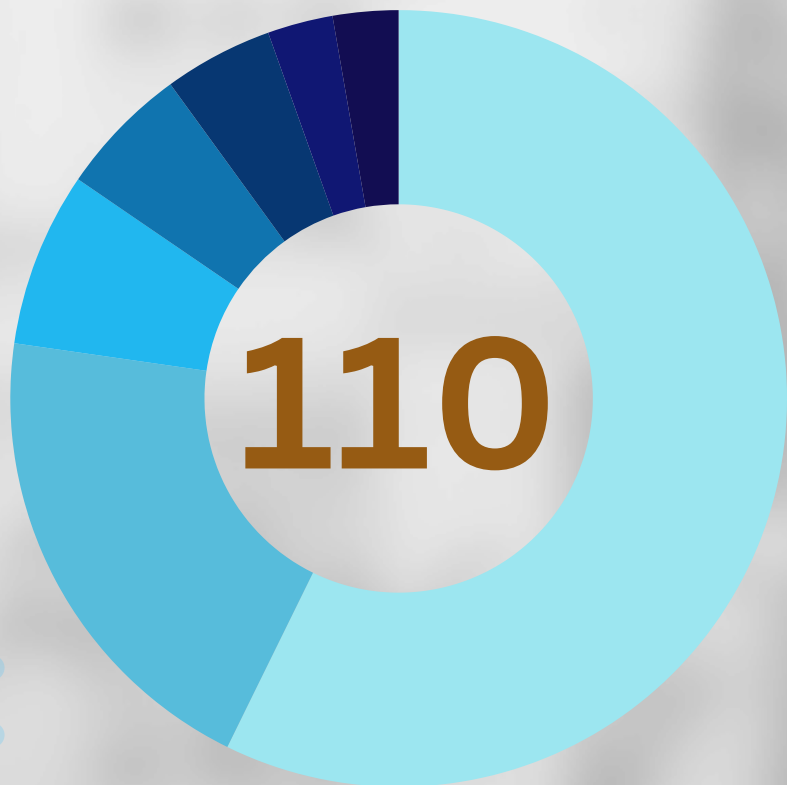
- **For the third quarter of 2024, UP Cebu actively initiated 110 diverse public service initiatives.** UP Cebu's data shows an **increase of 3%** in the number of implemented initiatives compared to the second quarter.
- **Information Dissemination initiatives (63), followed by Service to the University (22) and Direct Service Provision (8), contributed mainly to this quarter's initiative count.** Information Dissemination and Service to the University consistent categories with the most implemented initiatives in the past two quarters.

HIGHLIGHTS



- **In commemoration of the 52nd Marcos Martial Law Declaration, UP Cebu co-organized Martial Law: Day of Remembrance Tagubtob sa Kamatuoran, Remember, Reveal, Resist**—a month-long series of 16 activities with 1081 Exhibits, along with various offices and units of UP Cebu.
- **UP Cebu’s Public Service initiatives significantly contributed to the achievement of the Sustainable Development Goals (SDG),** specifically SDG 4: Quality Education (111), SDG 10: Reduced Inequalities (33), and SDG 16: Peace, Justice, and Strong Institutions (24).

UP CEBU PUBLIC SERVICE PROJECTS FROM JULY - SEPTEMBER 2024



Types and Number of Public Service Projects

63 Information Dissemination

22 Service to University

8 Direct Service Provision

6 Networks and Linkages

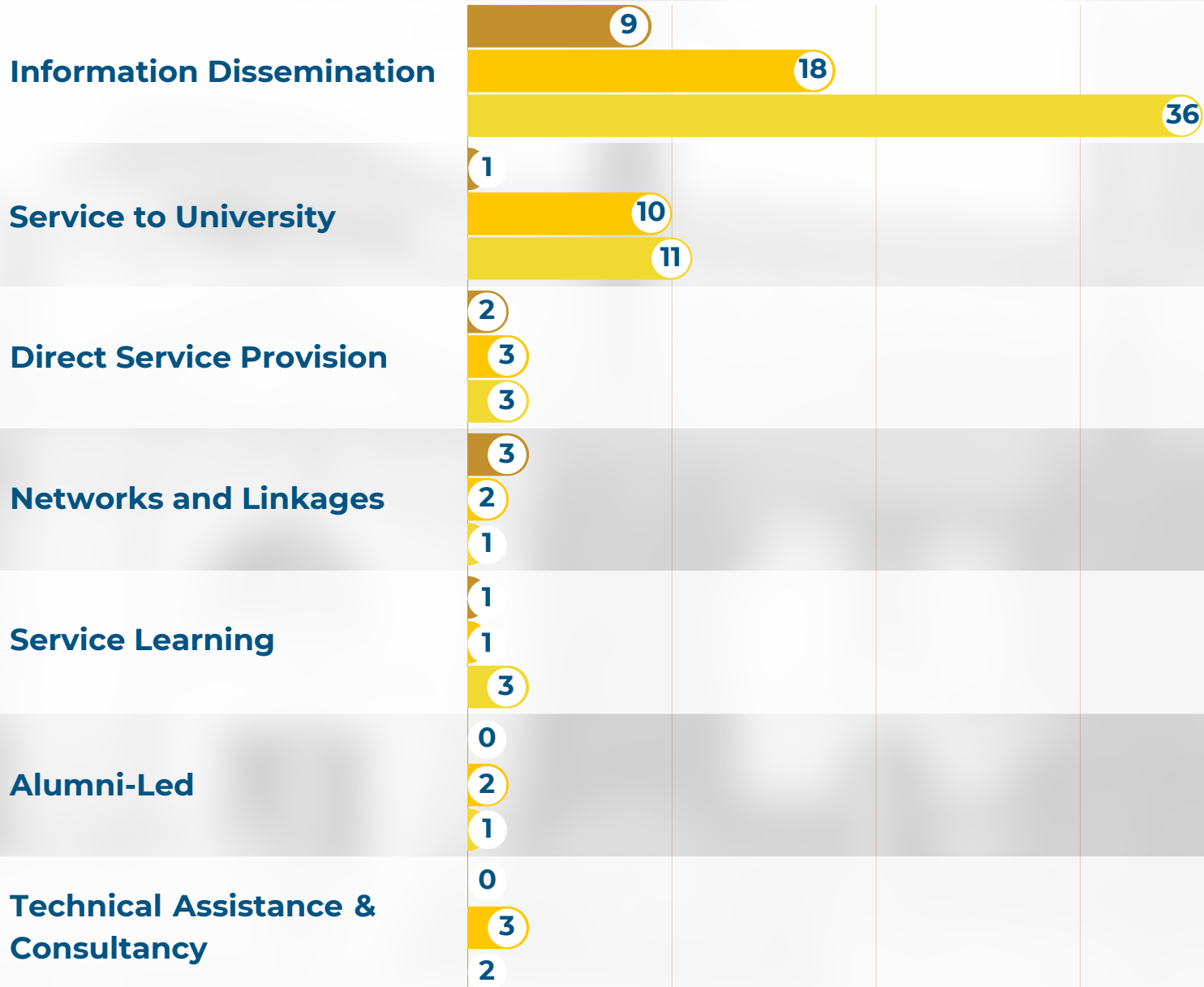
5 Service Learning

3 Alumni-Led

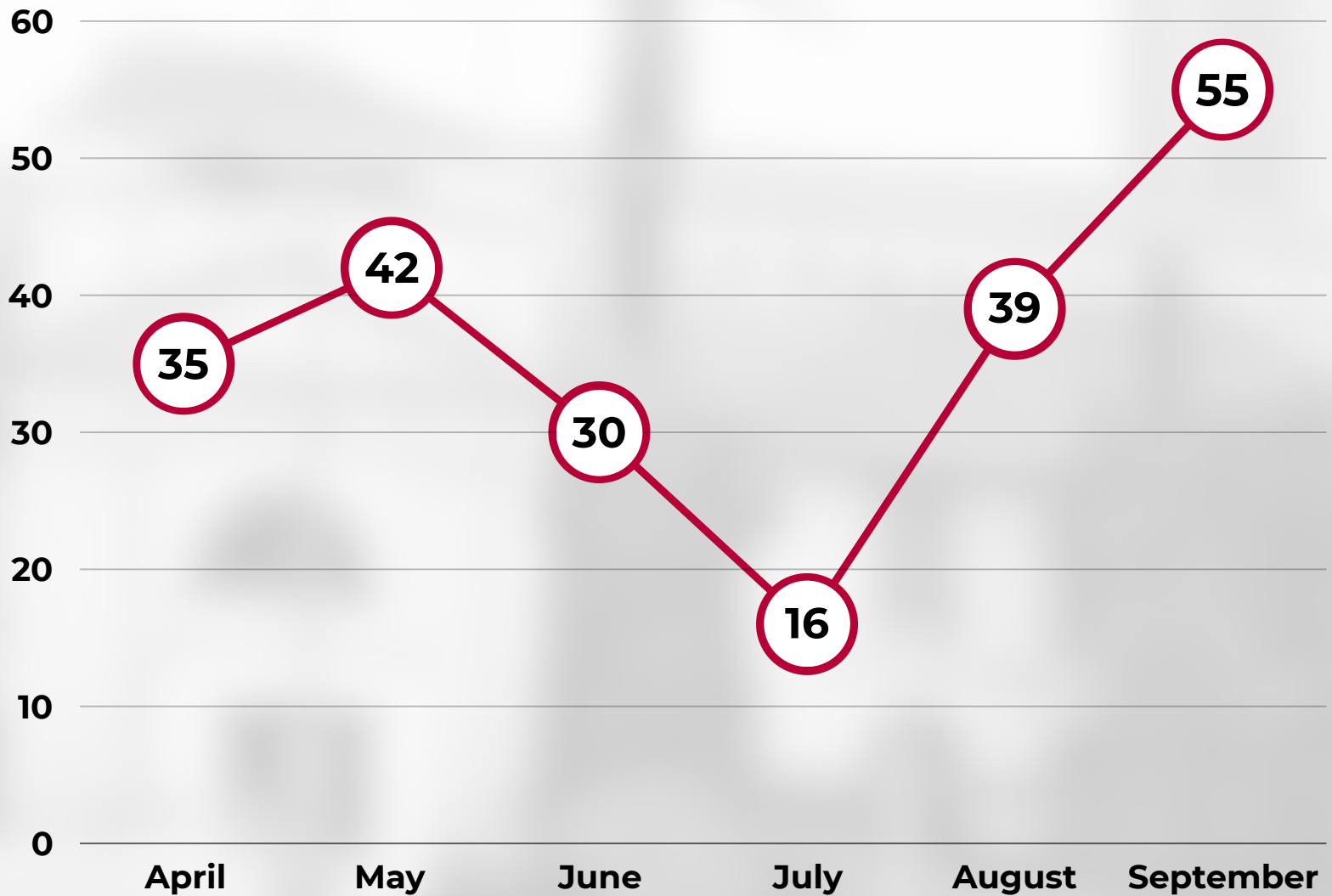
3 Technical Assistance &
Consultancy

110 TOTAL # OF PS PROJECTS

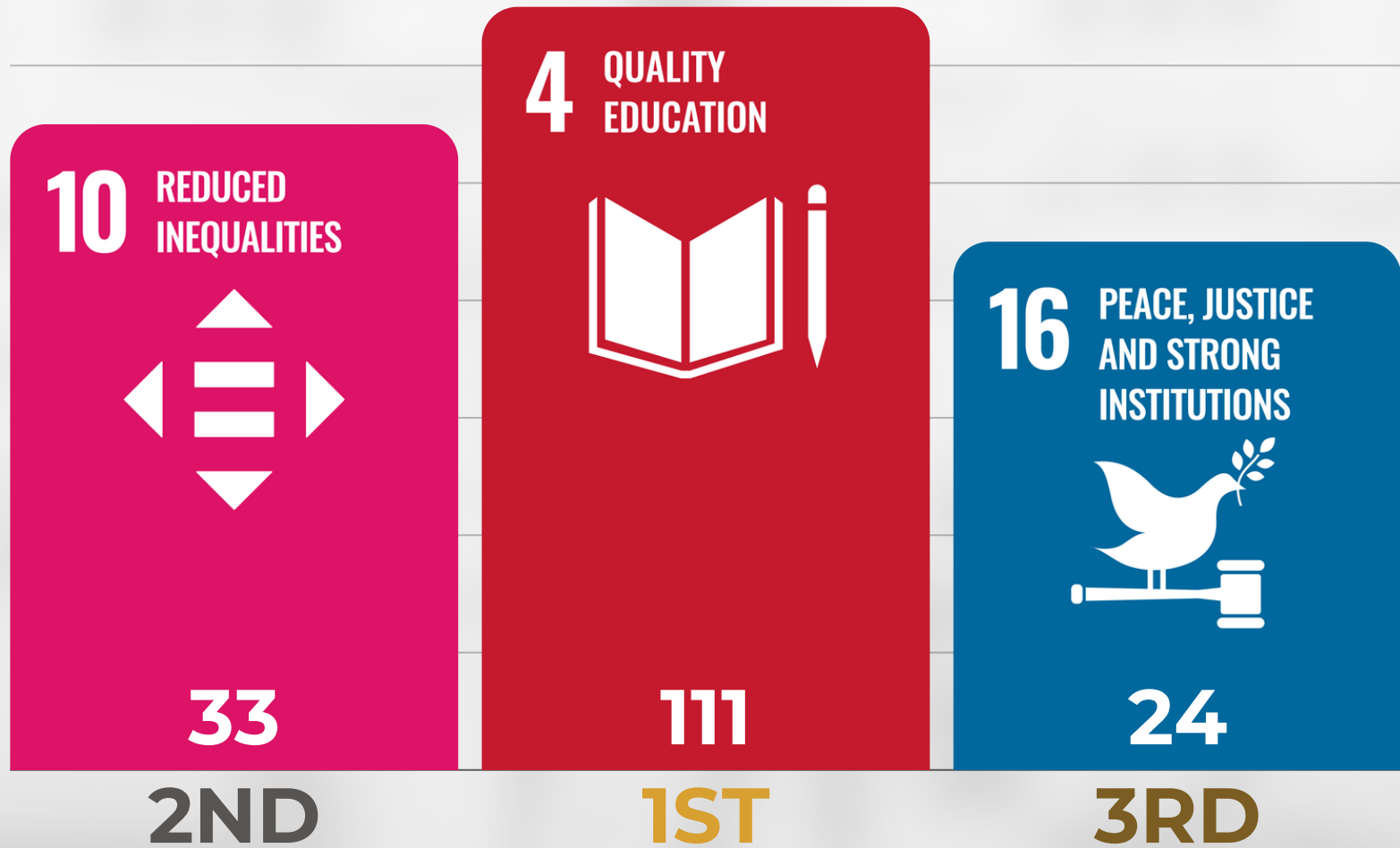
COMPARISON OF UP CEBU PUBLIC SERVICE PROJECTS: JULY - SEPTEMBER 2024



NUMBER OF UP CEBU'S PUBLIC SERVICE PROJECTS PER MONTH



**THE TOP 3 SUSTAINABLE DEVELOPMENT GOALS
PRESENT IN THE PS INITIATIVES OF UP CEBU
FROM JULY - SEPTEMBER 2024**



TOTAL NUMBER OF SDG'S PRESENT IN THE PS INITIATIVES OF UP CEBU FROM JULY - SEPTEMBER 2024

#	SUSTAINABLE DEV'T GOAL	JUL	AUG	SEP	TOTAL
1	NO POVERTY	0	0	1	1
2	ZERO HUNGER	0	0	0	0
3	GOOD HEALTH AND WELL-BEING	4	7	2	13
4	QUALITY EDUCATION	21	36	54	111
5	GENDER EQUALITY	0	4	1	5
6	CLEAN WATER AND SANITATION	0	0	0	0
7	AFFORDABLE AND CLEAN ENERGY	0	0	0	0
8	DECENT WORK AND ECONOMIC GROWTH	0	0	0	0

#	SUSTAINABLE DEV'T GOAL	JUL	AUG	SEP	TOTAL
9	INDUSTRIES, INNOVATION AND INFRASTRUCTURE	1	2	1	4
10	REDUCED INEQUALITIES	9	9	15	33
11	SUSTAINABLE CITIES AND COMMUNITIES	2	7	14	23
12	RESPONSIBLE CONSUMPTION AND PRODUCTION	0	0	0	0
13	CLIMATE ACTION	0	0	0	0
14	LIFE BELOW WATER	0	0	0	0
15	LIFE ON LAND	0	0	0	0
16	PEACE, JUSTICE AND STRONG INSTITUTIONS	1	1	22	24
17	PARTNERSHIPS FOR THE GOALS	8	5	6	19