

UP PADAYON

PUBLIC SERVICE REPORT



UP MANILA

July - September 2024

Limitations of the report: We rely heavily on each CU's social media and website for this report. If there are initiatives that are not posted but would like to be included in the report, please get in touch with us at padayon@up.edu.ph.

HIGHLIGHTS



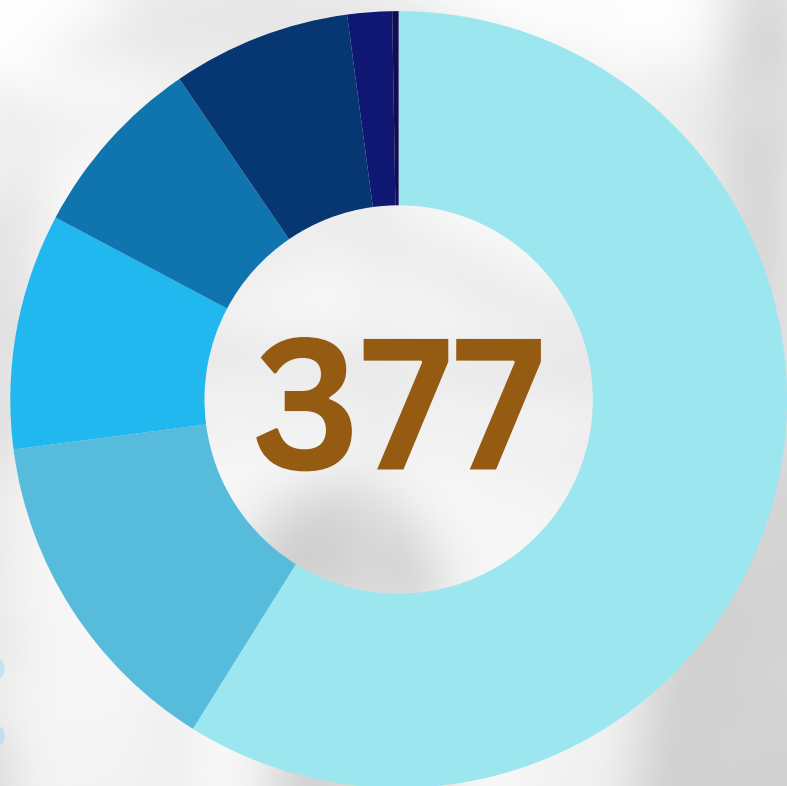
- During the third quarter, **the University of the Philippines (UP) Manila achieved a significant milestone by launching 377 public service initiatives** underscoring a 15% increase in performance.
- **The UP Medical Alumni Society and the UP Manila College of Medicine Class of 1999 partnership continues to advocate for health and well-being through UP Med Webinars.** Generous alumni from the Colleges of Arts and Sciences, Pharmacy, and Dentistry also provided financial support and surgical equipment to their respective colleges.

HIGHLIGHTS



- **UP Manila directed 59% of their public service initiatives to information dissemination**, 14% to provide essential support services to the university, and 10% were alumni-led.
- **UP Manila's public service initiatives significantly supported three Sustainable Development Goals:** SDG 4 (Quality Education) with 263 initiatives, SDG 3 (Good Health & Wellbeing) with 250 initiatives, and SDG 17 (Partnership for Goals) with 184 initiatives.

UP MANILA PUBLIC SERVICE PROJECTS FROM JULY - SEPTEMBER 2024



Types and Number of Public Service Projects

222 Information Dissemination

53 Service to University

37 Alumni-Led

29 Networks and Linkages

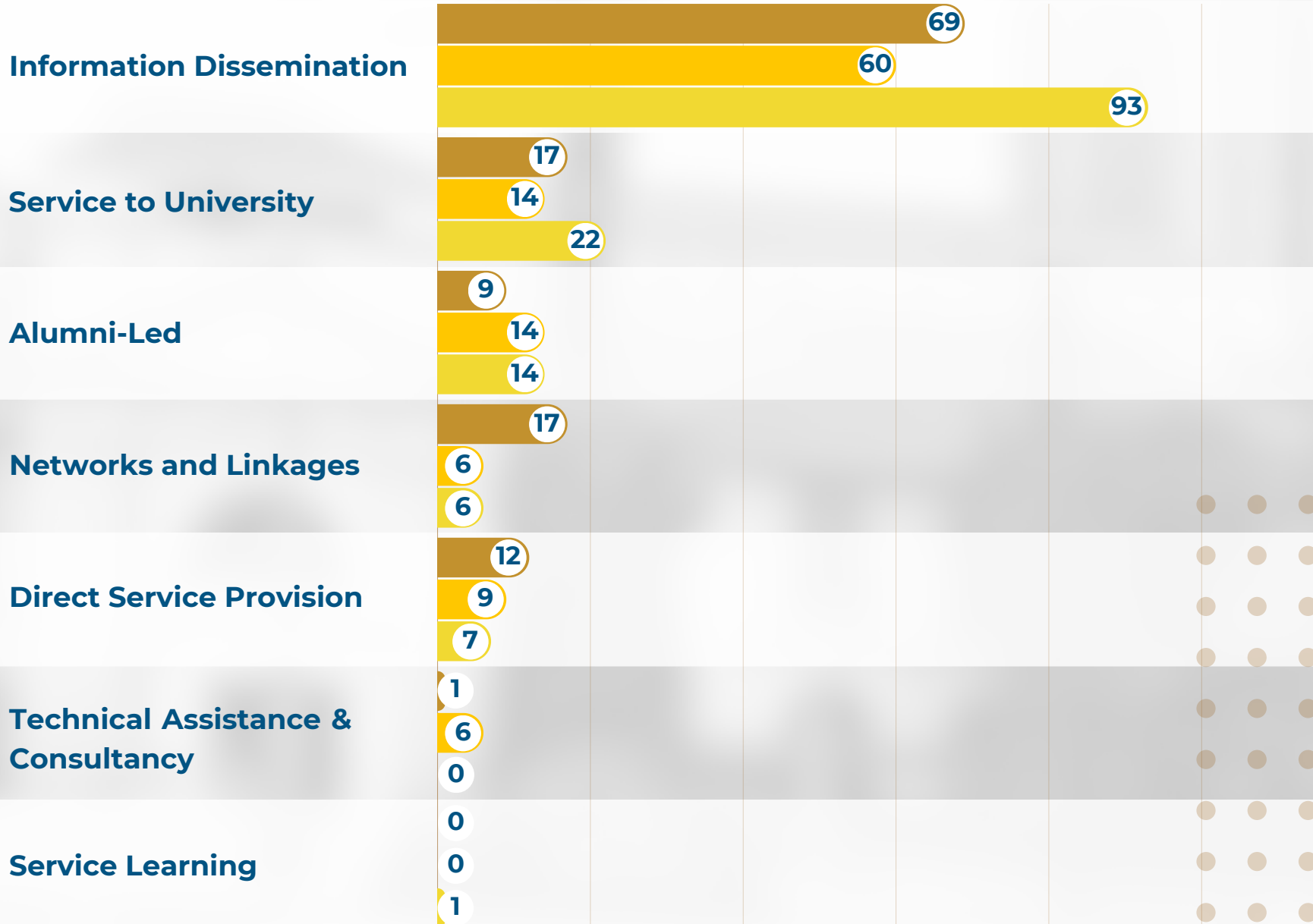
28 Direct Service Provision

7 Technical Assistance & Consultancy

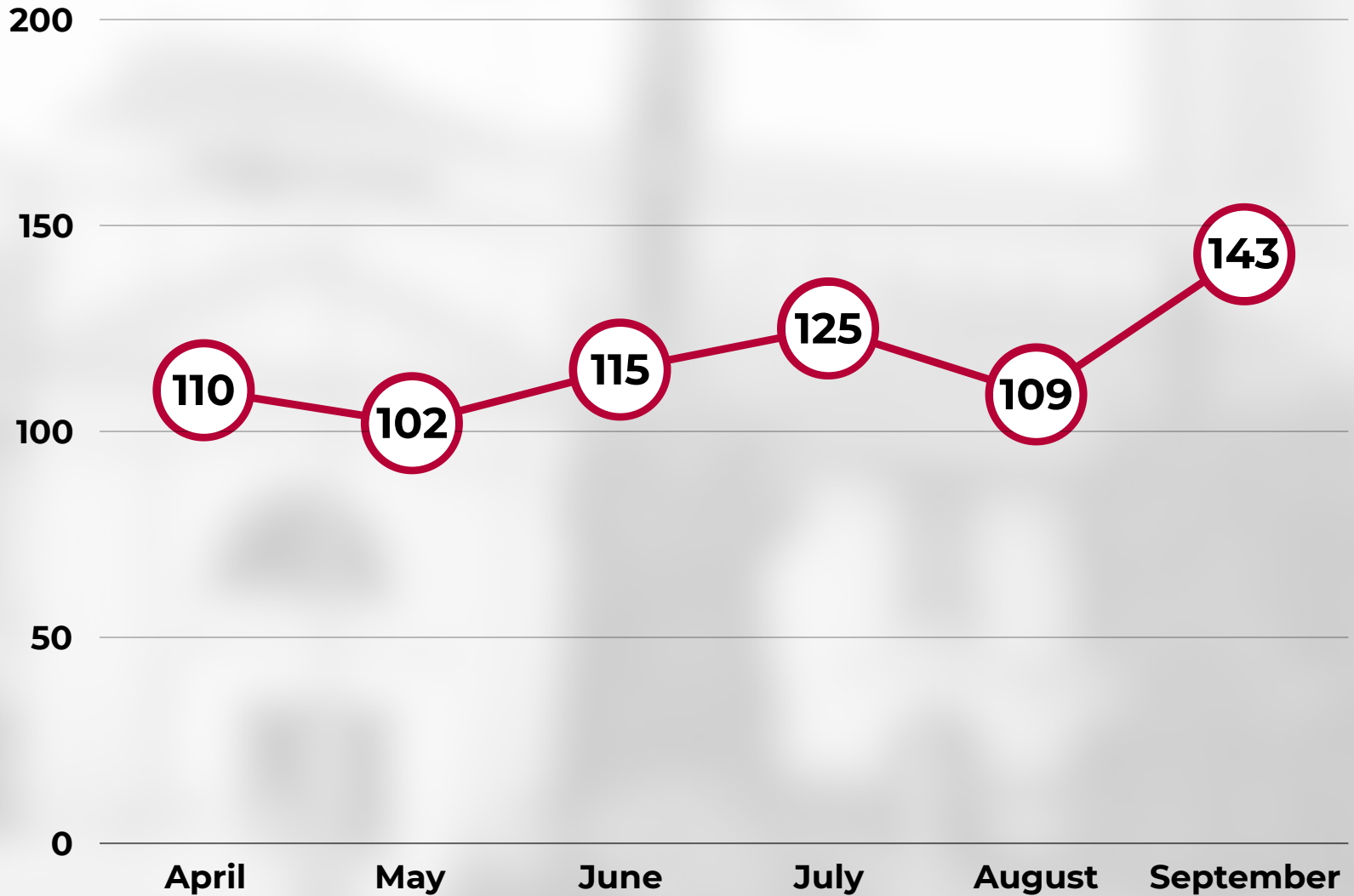
1 Service Learning

377 TOTAL # OF PS PROJECTS

COMPARISON OF UP MANILA PUBLIC SERVICE PROJECTS: JULY - SEPTEMBER 2024



NUMBER OF UP MANILA'S PUBLIC SERVICE PROJECTS PER MONTH



**THE TOP 3 SUSTAINABLE DEVELOPMENT GOALS
PRESENT IN THE PS INITIATIVES OF UP MANILA
FROM JULY - SEPTEMBER 2024**



TOTAL NUMBER OF SDGS PRESENT IN THE PS INITIATIVES OF UP MANILA FROM JULY - SEPTEMBER 2024

#	SUSTAINABLE DEV'T GOAL	JUL	AUG	SEP	TOTAL
1	NO POVERTY	4	1	0	5
2	ZERO HUNGER	1	1	1	3
3	GOOD HEALTH AND WELL-BEING	77	74	99	250
4	QUALITY EDUCATION	88	83	92	263
5	GENDER EQUALITY	6	3	5	14
6	CLEAN WATER AND SANITATION	1	1	1	3
7	AFFORDABLE AND CLEAN ENERGY	1	0	0	1
8	DECENT WORK AND ECONOMIC GROWTH	9	10	20	39

#	SUSTAINABLE DEV'T GOAL	JUL	AUG	SEP	TOTAL
9	INDUSTRIES, INNOVATION AND INFRASTRUCTURE	9	7	7	23
10	REDUCED INEQUALITIES	19	9	17	45
11	SUSTAINABLE CITIES AND COMMUNITIES	8	14	10	32
12	RESPONSIBLE CONSUMPTION AND PRODUCTION	3	3	5	11
13	CLIMATE ACTION	2	3	4	9
14	LIFE BELOW WATER	0	2	2	4
15	LIFE ON LAND	0	3	2	5
16	PEACE, JUSTICE AND STRONG INSTITUTIONS	7	9	13	29
17	PARTNERSHIPS FOR THE GOALS	61	60	63	184