

UP PADAYON

PUBLIC SERVICE REPORT



UP MINDANAO

July - September 2024

Limitations of the report: We rely heavily on each CU's social media and website for this report. If there are initiatives that are not posted but would like to be included in the report, please get in touch with us at padayon@up.edu.ph.

HIGHLIGHTS



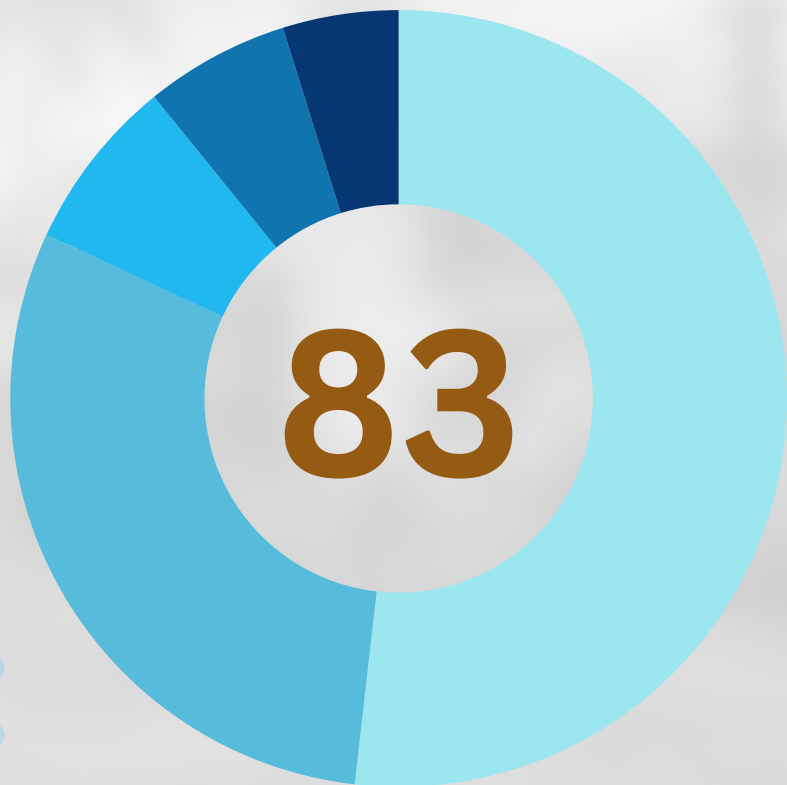
- **UP Mindanao actively engaged in diverse public service with 83 initiatives for the third quarter of 2024.** Data shows a 24% increase in initiatives from the previous quarter.
- **Ugnayan ng Pahinungod UP Mindanao's deployment of the second batch of Gurong Pahinungod (GP) volunteers** to communities in Kabasalan, Municipality of Liguwasan, Special Geographic Area, BARMM, South Upi, Maguindanao, and Paracelis, Mountain Province, emerged as the most notable public service initiative for this quarter.

HIGHLIGHTS



- **The most numerous were Information Dissemination initiatives, totaling 43**, followed by Service to the University and Direct Service Provision, with 25 and 6 initiatives, respectively.
- **UP Mindanao's Public Service initiatives significantly contributed to the achievement of the Sustainable Development Goals (SDG)**, specifically SDG 4: Quality Education (80), SDG 3: Good Health & Wellbeing (21), and SDG 9: Industry, Innovation & Infrastructure (13).

UP MINDANAO PUBLIC SERVICE PROJECTS FROM JULY - SEPTEMBER 2024



Types and Number of Public Service Projects

43 Information Dissemination

25 Service to University

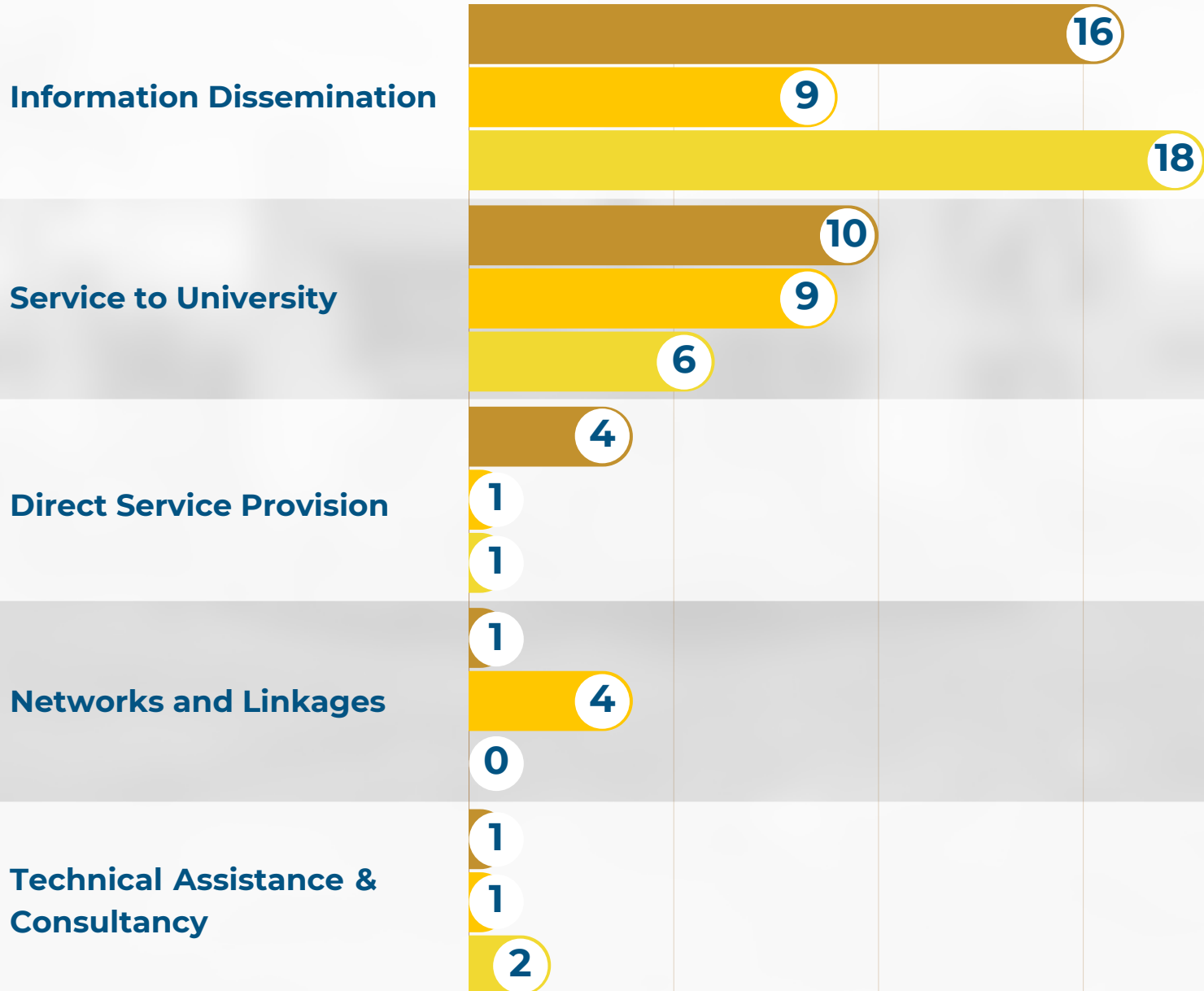
6 Direct Service Provision

5 Networks and Linkages

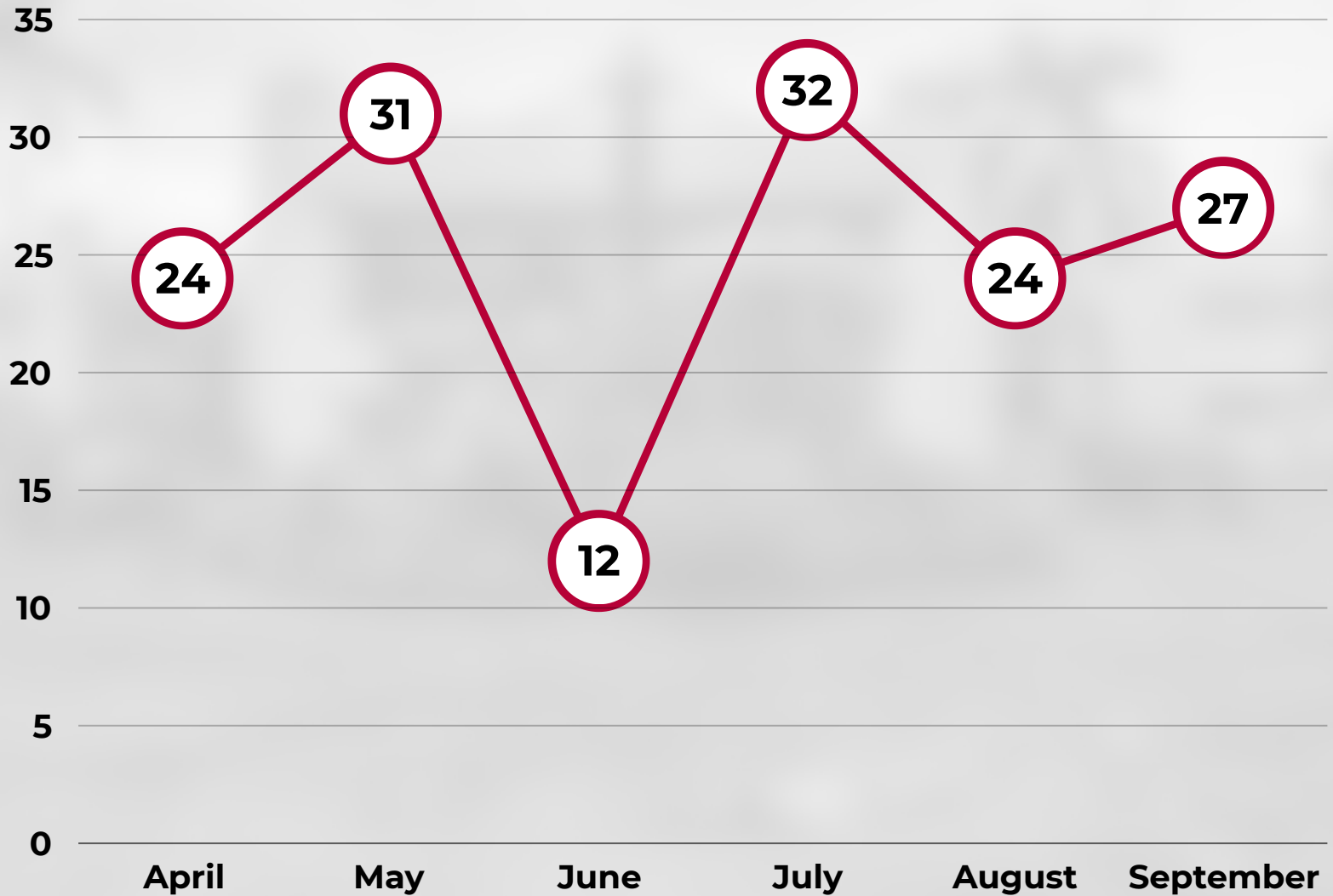
4 Technical Assistance & Consultancy

83 TOTAL # OF PS PROJECTS

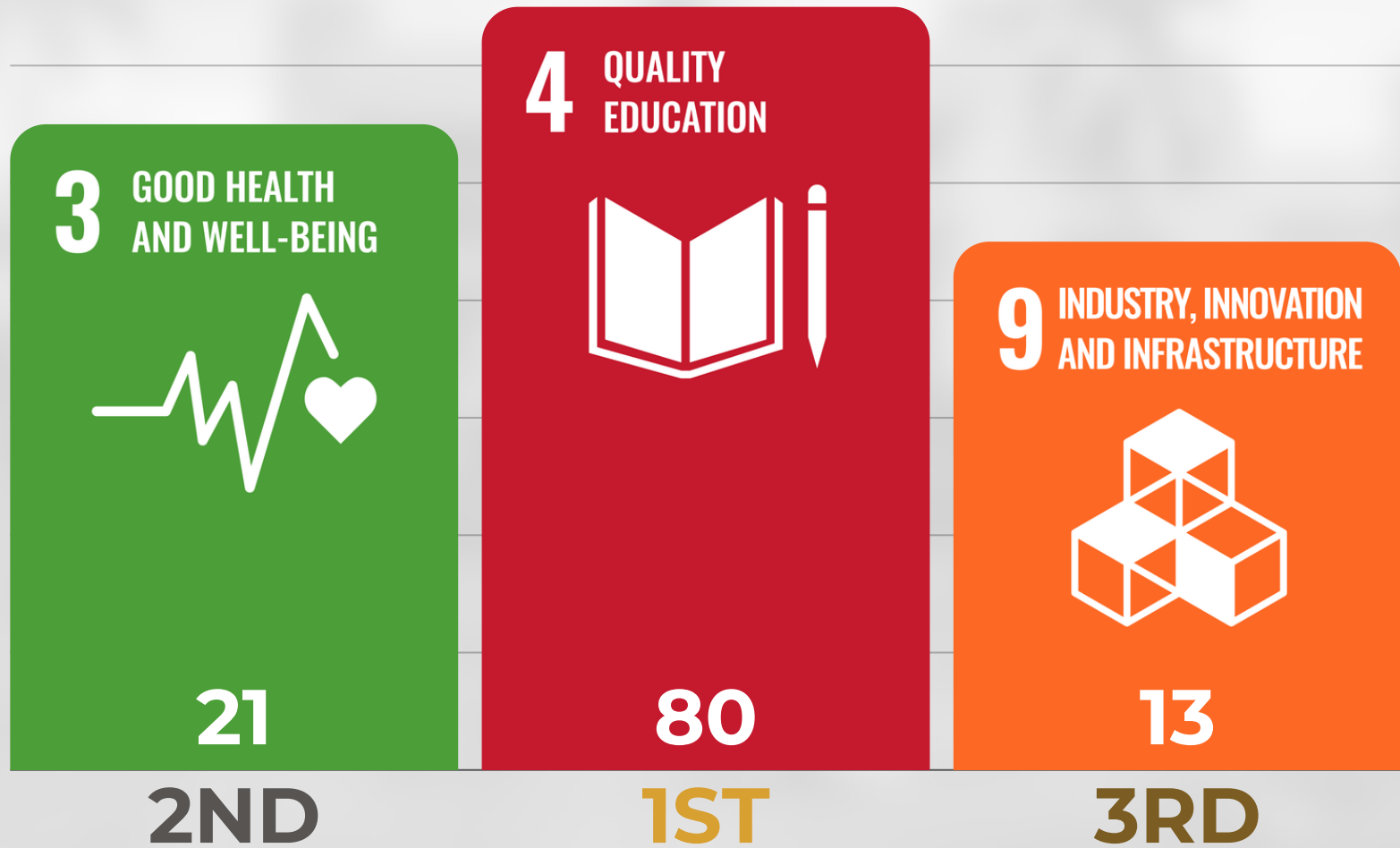
COMPARISON OF UP MINDANAO PUBLIC SERVICE PROJECTS: JULY - SEPTEMBER 2024



NUMBER OF UP MINDANAO'S PUBLIC SERVICE PROJECTS PER MONTH



**THE TOP 3 SUSTAINABLE DEVELOPMENT GOALS
PRESENT IN THE PS INITIATIVES OF UP
MINDANAO FROM JULY - SEPTEMBER 2024**



TOTAL NUMBER OF SDG'S PRESENT IN THE PS INITIATIVES OF UP MINDANAO FROM JULY - SEPTEMBER 2024

#	SUSTAINABLE DEV'T GOAL	JUL	AUG	SEP	TOTAL
1	NO POVERTY	0	0	0	0
2	ZERO HUNGER	0	0	0	0
3	GOOD HEALTH AND WELL-BEING	9	9	3	21
4	QUALITY EDUCATION	30	24	26	80
5	GENDER EQUALITY	1	0	2	3
6	CLEAN WATER AND SANITATION	0	0	0	0
7	AFFORDABLE AND CLEAN ENERGY	0	0	0	0
8	DECENT WORK AND ECONOMIC GROWTH	1	0	0	1

#	SUSTAINABLE DEV'T GOAL	JUL	AUG	SEP	TOTAL
9	INDUSTRIES, INNOVATION AND INFRASTRUCTURE	6	2	5	13
10	REDUCED INEQUALITIES	6	0	4	10
11	SUSTAINABLE CITIES AND COMMUNITIES	0	0	1	1
12	RESPONSIBLE CONSUMPTION AND PRODUCTION	0	0	0	0
13	CLIMATE ACTION	1	0	1	2
14	LIFE BELOW WATER	0	0	0	0
15	LIFE ON LAND	0	0	2	2
16	PEACE, JUSTICE AND STRONG INSTITUTIONS	0	0	0	0
17	PARTNERSHIPS FOR THE GOALS	2	2	3	7