

UP PADAYON

PUBLIC SERVICE REPORT



UP DILIMAN

July - September 2024

Limitations of the report: We rely heavily on each CU's social media and website for this report. If there are initiatives that are not posted but would like to be included in the report, please get in touch with us at padayon@up.edu.ph.

HIGHLIGHTS



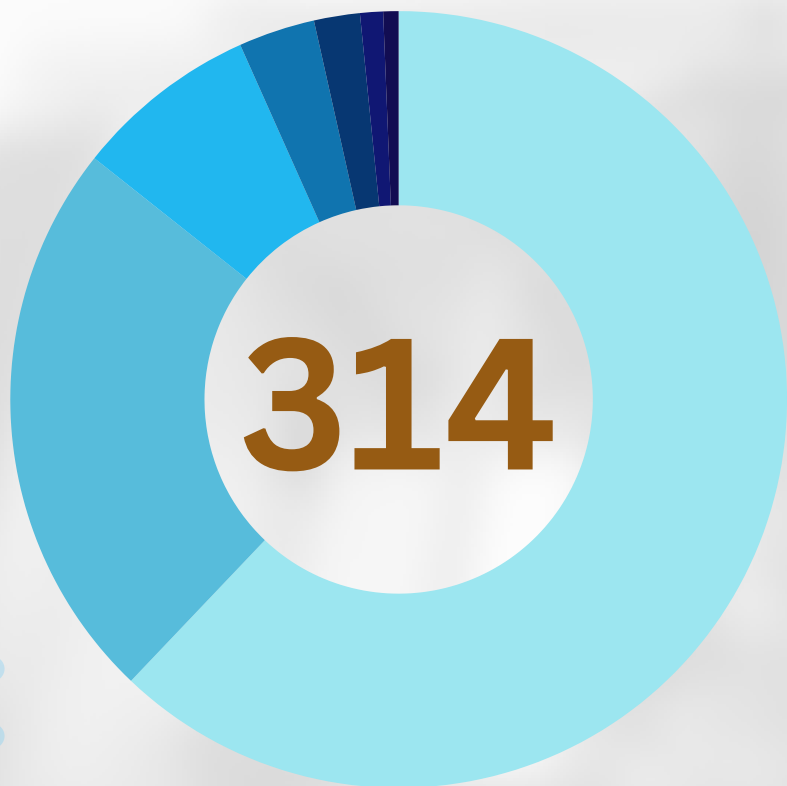
- **UP Diliman conducted 314 public service (PS) initiatives for the 3rd quarter of 2024** with a 12% decrease in total PS initiatives from last quarter.
- **Information Dissemination recorded 66 PS initiatives for both August and September. July had the most Service to University PS initiatives with 29**, while August had the most Networks and Linkages initiatives with 11. July had the most PS initiatives with 109 compared to August (108) and September (97).

HIGHLIGHTS



- **For the 3rd quarter, 62% of UP Diliman PS initiatives fell under Information Dissemination**, followed by Service to University with 24%, and Networks and Linkages with 8%.
- **Most of UP Diliman's PS initiatives for the period fell under SDG 4 (Quality Education), with 235 initiatives.** This was followed by SDG 3 (Good Health and Well-Being) with 67 initiatives, and SDG 17 (Peace, Justice and Strong Institutions) with 42 initiatives.

UP DILIMAN PUBLIC SERVICE PROJECTS FROM JULY - SEPTEMBER 2024



Types and Number of Public Service Projects

195 Information Dissemination

75 Service to University

24 Networks and Linkages

10 Direct Service Provision

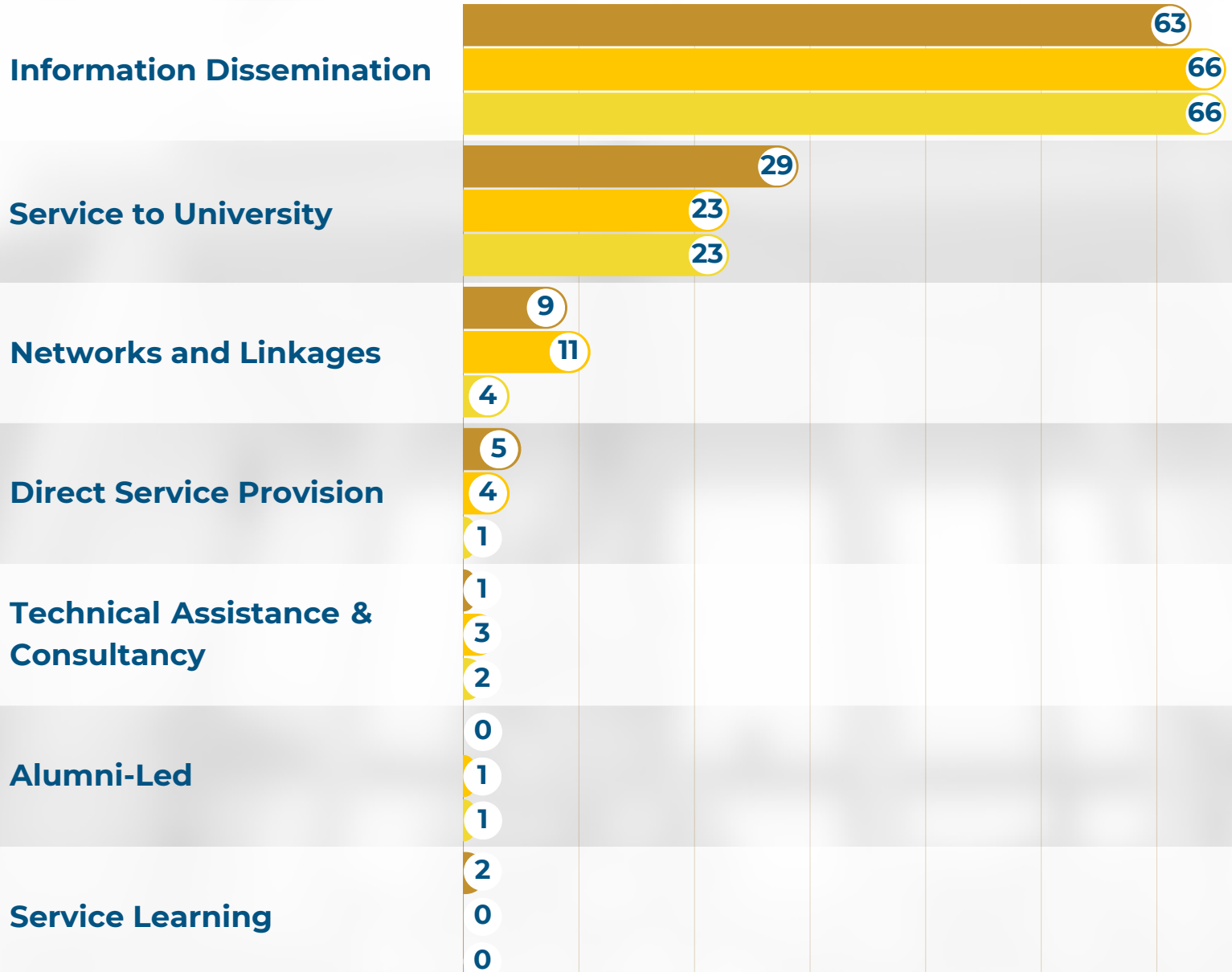
6 Technical Assistance & Consultancy

2 Alumni-Led

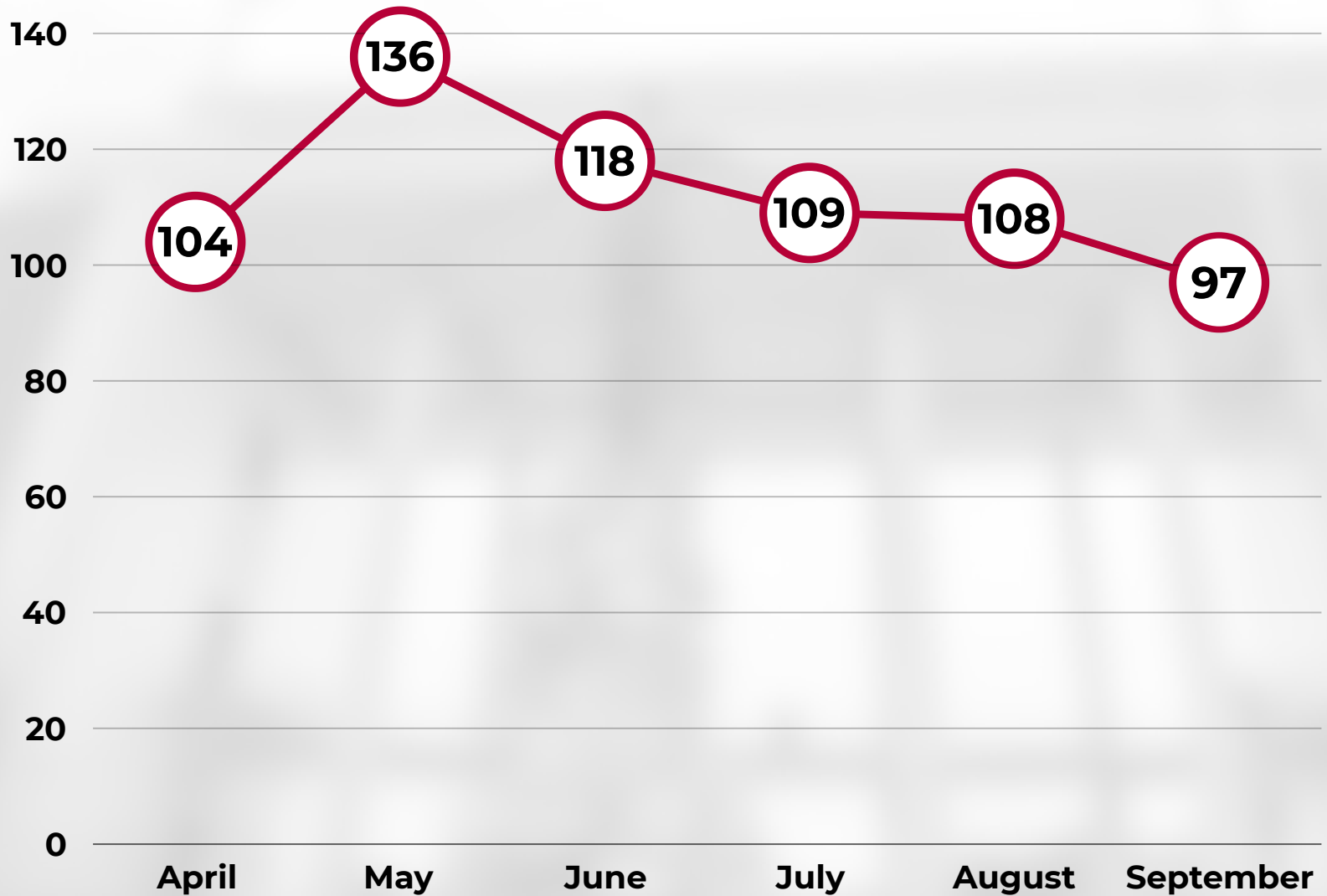
2 Service Learning

314 TOTAL # OF PS PROJECTS

COMPARISON OF UP DILIMAN PUBLIC SERVICE PROJECTS: JULY - SEPTEMBER 2024



NUMBER OF UP DILIMAN'S PUBLIC SERVICE PROJECTS PER MONTH



**THE TOP 3 SUSTAINABLE DEVELOPMENT GOALS
PRESENT IN THE PS INITIATIVES OF UP DILIMAN
FROM JULY - SEPTEMBER 2024**



TOTAL NUMBER OF SDG'S PRESENT IN THE PS INITIATIVES OF UP DILIMAN FROM JULY - SEPTEMBER 2024

#	SUSTAINABLE DEV'T GOAL	JUL	AUG	SEP	TOTAL
1	NO POVERTY	0	2	2	4
2	ZERO HUNGER	9	1	2	12
3	GOOD HEALTH AND WELL-BEING	26	22	19	67
4	QUALITY EDUCATION	78	83	74	235
5	GENDER EQUALITY	8	4	3	15
6	CLEAN WATER AND SANITATION	1	0	0	1
7	AFFORDABLE AND CLEAN ENERGY	0	0	0	0
8	DECENT WORK AND ECONOMIC GROWTH	18	7	7	32

#	SUSTAINABLE DEV'T GOAL	JUL	AUG	SEP	TOTAL
9	INDUSTRIES, INNOVATION AND INFRASTRUCTURE	6	10	7	23
10	REDUCED INEQUALITIES	7	6	2	15
11	SUSTAINABLE CITIES AND COMMUNITIES	13	13	8	34
12	RESPONSIBLE CONSUMPTION AND PRODUCTION	1	1	1	3
13	CLIMATE ACTION	8	4	4	16
14	LIFE BELOW WATER	7	4	6	17
15	LIFE ON LAND	0	1	0	1
16	PEACE, JUSTICE AND STRONG INSTITUTIONS	16	12	13	41
17	PARTNERSHIPS FOR THE GOALS	24	10	8	42