

UP PADAYON

PUBLIC SERVICE REPORT



UP LOS BAÑOS

July - September 2024

Limitations of the report: We rely heavily on each CU's social media and website for this report. If there are initiatives that are not posted but would like to be included in the report, please get in touch with us at padayon@up.edu.ph.

HIGHLIGHTS



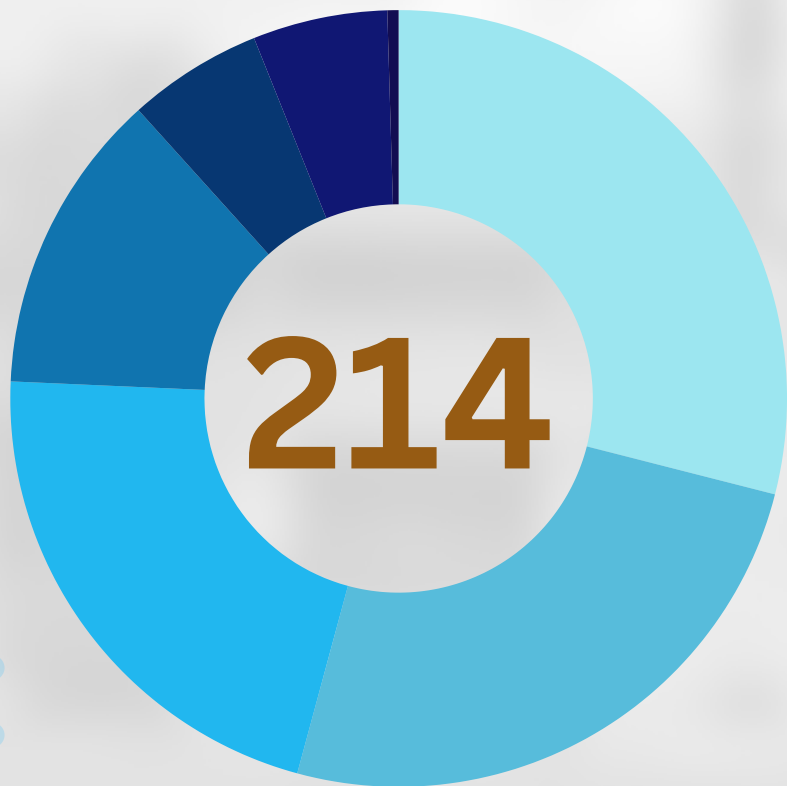
- **UP Los Baños spearheaded 214 public service initiatives in the third quarter of 2024**, a 27% decrease from the previous quarter.
- **UPLB mobilized various services and initiatives that catered to a wide range of stakeholders.** These include information dissemination with 62 initiatives (29%), service to University with 54 (25%), and forming networks and linkages with 46 (22%).
- **UPLB led the most initiatives during the month of July, with 83 various activities and programs**, followed by September, with 74 initiatives, and then August, with 57.

HIGHLIGHTS



- **One of UPLB's prominent public service initiatives is the DepEd-Laguna-UPLB Nurturing Opportunities for the Next Generation (DUNONG) Program**, in which 30 teachers benefited from a five-day training workshop on organic agriculture. This program is a testament to UPLB's commitment to education and directly impacts the quality of teaching in our community.
- Throughout the quarter, UPLB has demonstrated its commitment to contributing to the Sustainable Development Goals (SDGs) centered on delivering quality education, fostering innovation and sustainable industrialization, and promoting sustainable economic growth and decent work for all. **A total of 178 initiatives contributed to SDG #4 (Quality Education), 58 initiatives to SDG #9 (Industry, Innovation & Infrastructure), and 43 to SDG #8 (Decent Work & Economic Growth).**

UP LOS BAÑOS PUBLIC SERVICE PROJECTS FROM JULY - SEPTEMBER 2024



Types and Number of Public Service Projects

62 Information Dissemination

54 Service to University

46 Networks and Linkages

27 Technical Assistance & Consultancy

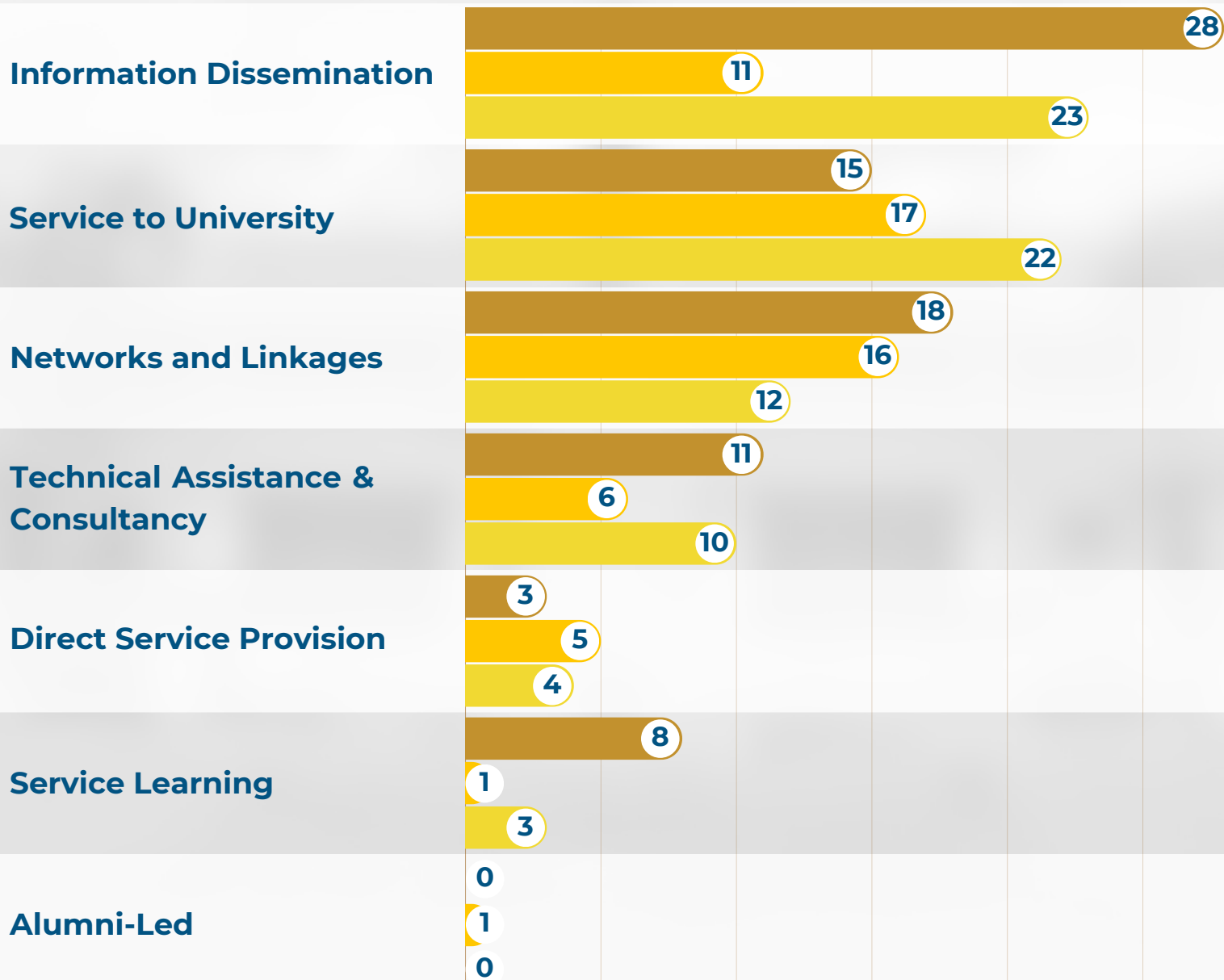
12 Direct Service Provision

12 Service Learning

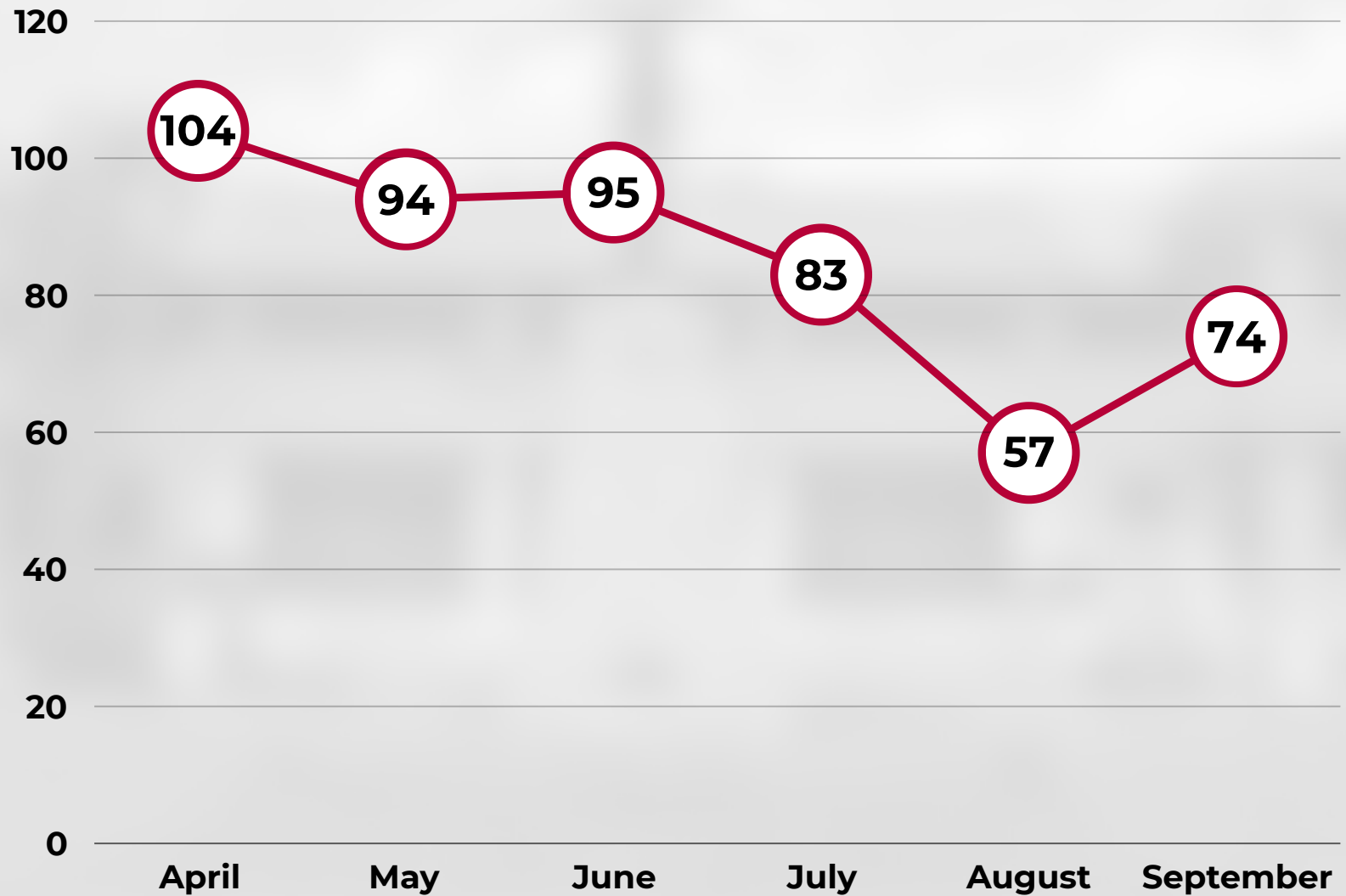
1 Alumni-Led

214 TOTAL # OF PS PROJECTS

COMPARISON OF UP LOS BAÑOS PUBLIC SERVICE PROJECTS: JULY - SEPTEMBER 2024



NUMBER OF UP LOS BAÑOS' PUBLIC SERVICE PROJECTS PER MONTH



**THE TOP 3 SUSTAINABLE DEVELOPMENT GOALS
PRESENT IN THE PS INITIATIVES OF UP LOS
BAÑOS FROM JULY - SEPTEMBER 2024**



TOTAL NUMBER OF SDG'S PRESENT IN THE PS INITIATIVES OF UP LOS BAÑOS FROM JULY - SEPTEMBER 2024

#	SUSTAINABLE DEV'T GOAL	JUL	AUG	SEPT	TOTAL
1	NO POVERTY	1	2	1	4
2	ZERO HUNGER	4	7	1	8
3	GOOD HEALTH AND WELL-BEING	12	6	11	29
4	QUALITY EDUCATION	75	45	58	178
5	GENDER EQUALITY	4	4	5	13
6	CLEAN WATER AND SANITATION	0	1	0	1
7	AFFORDABLE AND CLEAN ENERGY	1	0	1	2
8	DECENT WORK AND ECONOMIC GROWTH	19	15	9	43

#	SUSTAINABLE DEV'T GOAL	JUL	AUG	SEP	TOTAL
9	INDUSTRIES, INNOVATION AND INFRASTRUCTURE	15	17	26	58
10	REDUCED INEQUALITIES	1	1	1	3
11	SUSTAINABLE CITIES AND COMMUNITIES	8	8	6	22
12	RESPONSIBLE CONSUMPTION AND PRODUCTION	2	1	2	5
13	CLIMATE ACTION	7	3	7	17
14	LIFE BELOW WATER	4	2	2	8
15	LIFE ON LAND	5	3	4	12
16	PEACE, JUSTICE AND STRONG INSTITUTIONS	5	3	3	11
17	PARTNERSHIPS FOR THE GOALS	6	8	9	23