

UP PADAYON

PUBLIC SERVICE REPORT



UP OPEN UNIVERSITY
July - September 2024

Limitations of the report: We rely heavily on each CU's social media and website for this report. If there are initiatives that are not posted but would like to be included in the report, please get in touch with us at padayon@up.edu.ph.

HIGHLIGHTS



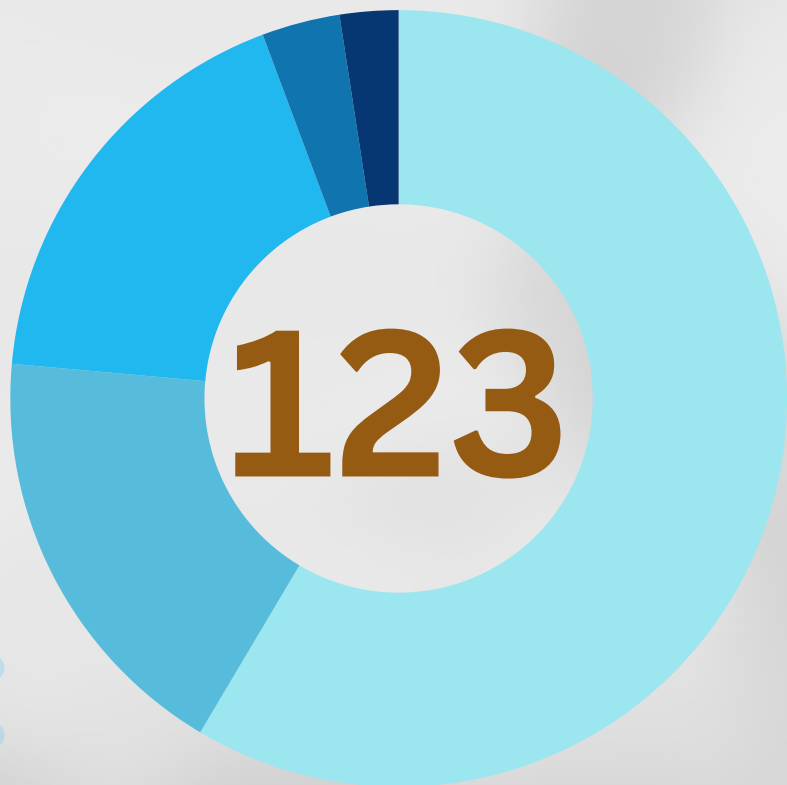
- **UP Open University conducted 123 public service (PS) initiatives for the 3rd quarter of 2024 (July to September) representing a 24% increase** in total PS initiatives from last quarter.
- **For the 3rd quarter, Information Dissemination constitutes 59% of UP Open University's PS initiatives**, followed by Service to University and Networks and Linkages, both with 18%. September had the most Information Dissemination and Service to University PS initiatives, with 31 and 13 respectively, while August had the most Networks and Linkages with 11.

HIGHLIGHTS



- **September had the most PS initiatives with 50**, followed by July with 39, and August with 34. **September recorded the highest number of UPOU PS initiatives this year.**
- **UP Open University's PS initiatives for the 3rd quarter mainly fell under SDG 4 (Quality Education), with 101 initiatives**, SDG 17 (Partnerships for the Goals) with 46 initiatives, and SDG 9 (Industry, Innovation and Infrastructure), with 28.

UP OPEN UNIVERSITY PUBLIC SERVICE PROJECTS FROM JULY - SEPTEMBER 2024



Types and Number of Public Service Projects

72 Information Dissemination

22 Networks and Linkages

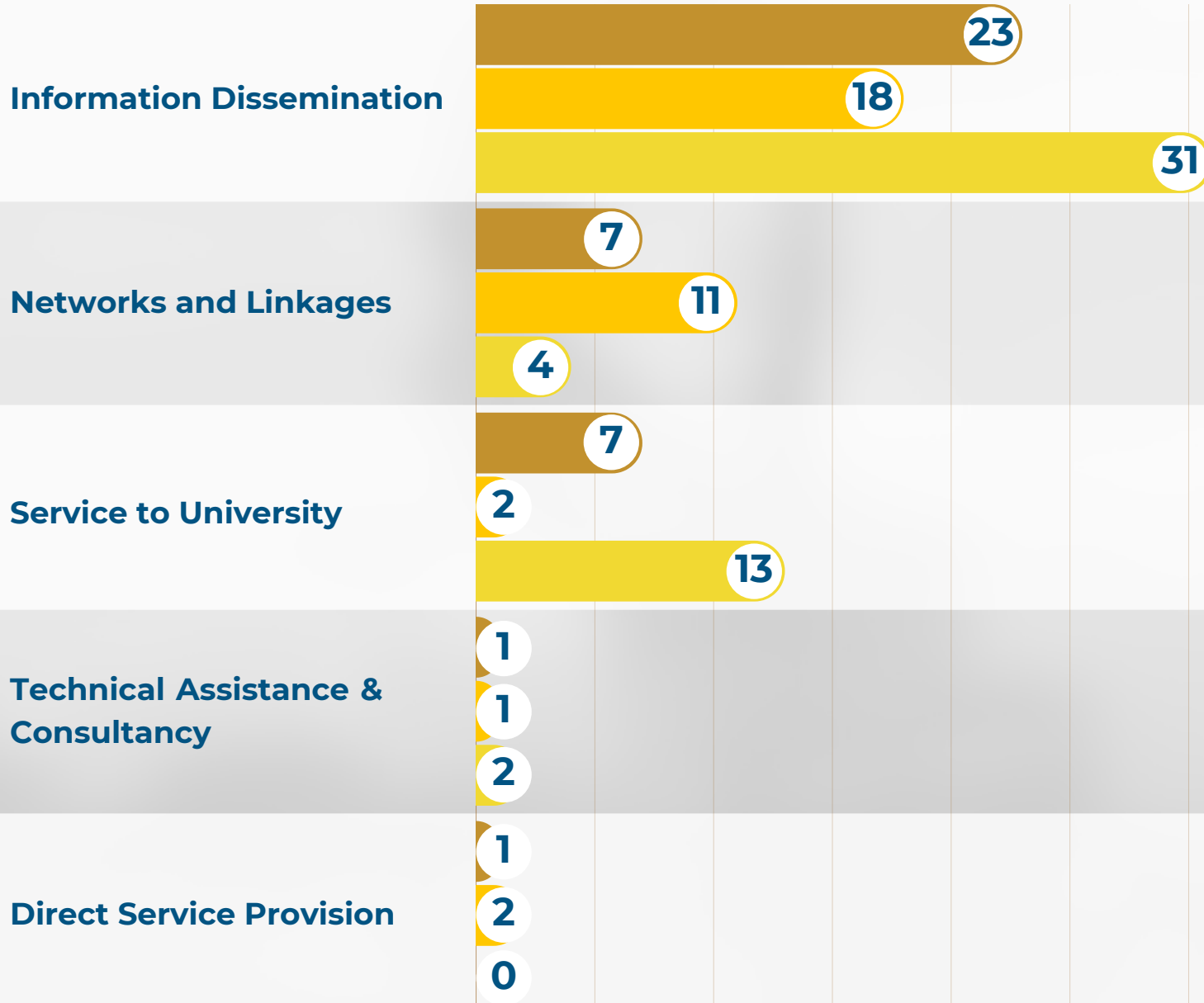
22 Service to University

4 Technical Assistance & Consultancy

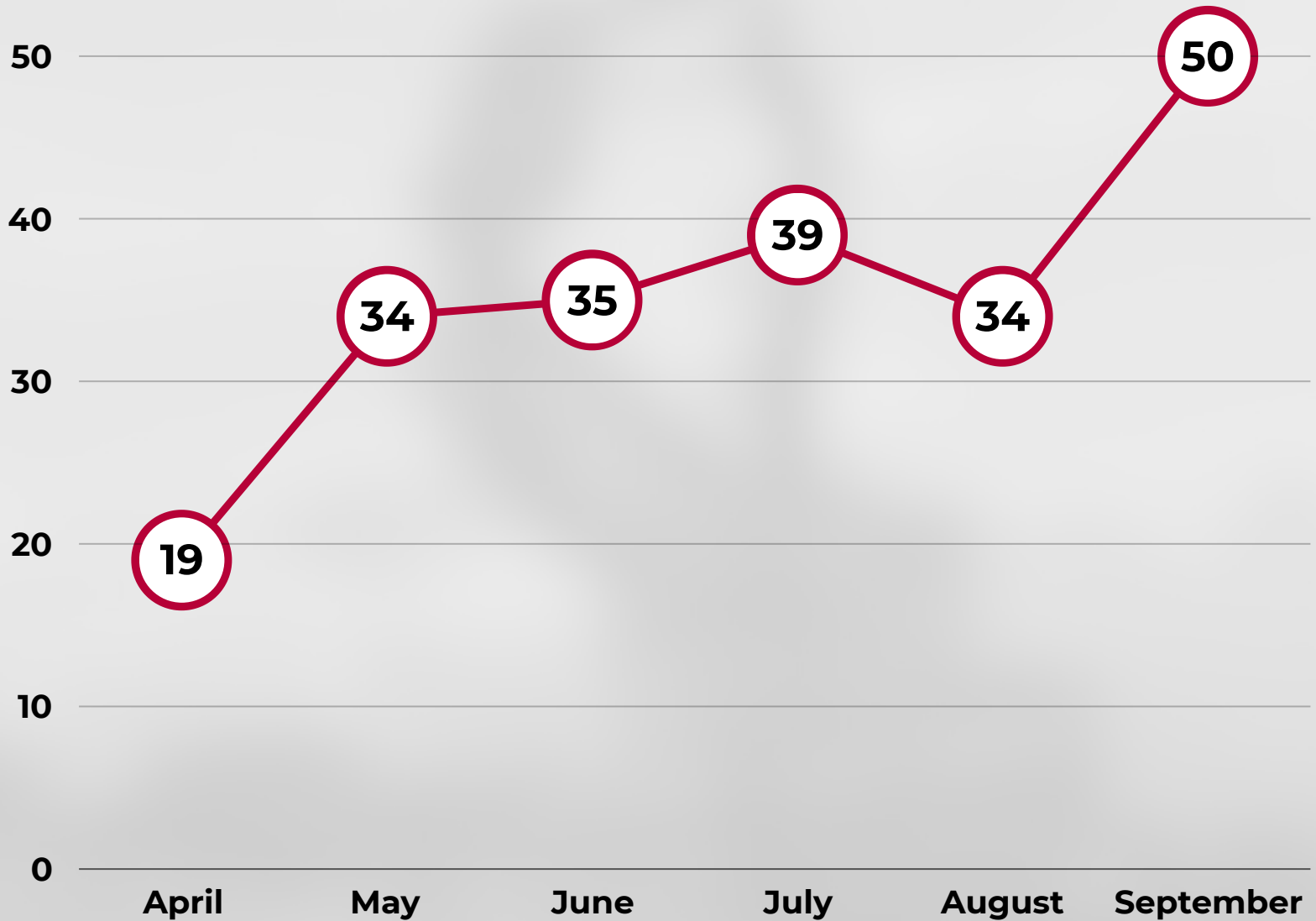
3 Direct Service Provision

123 TOTAL # OF PS PROJECTS

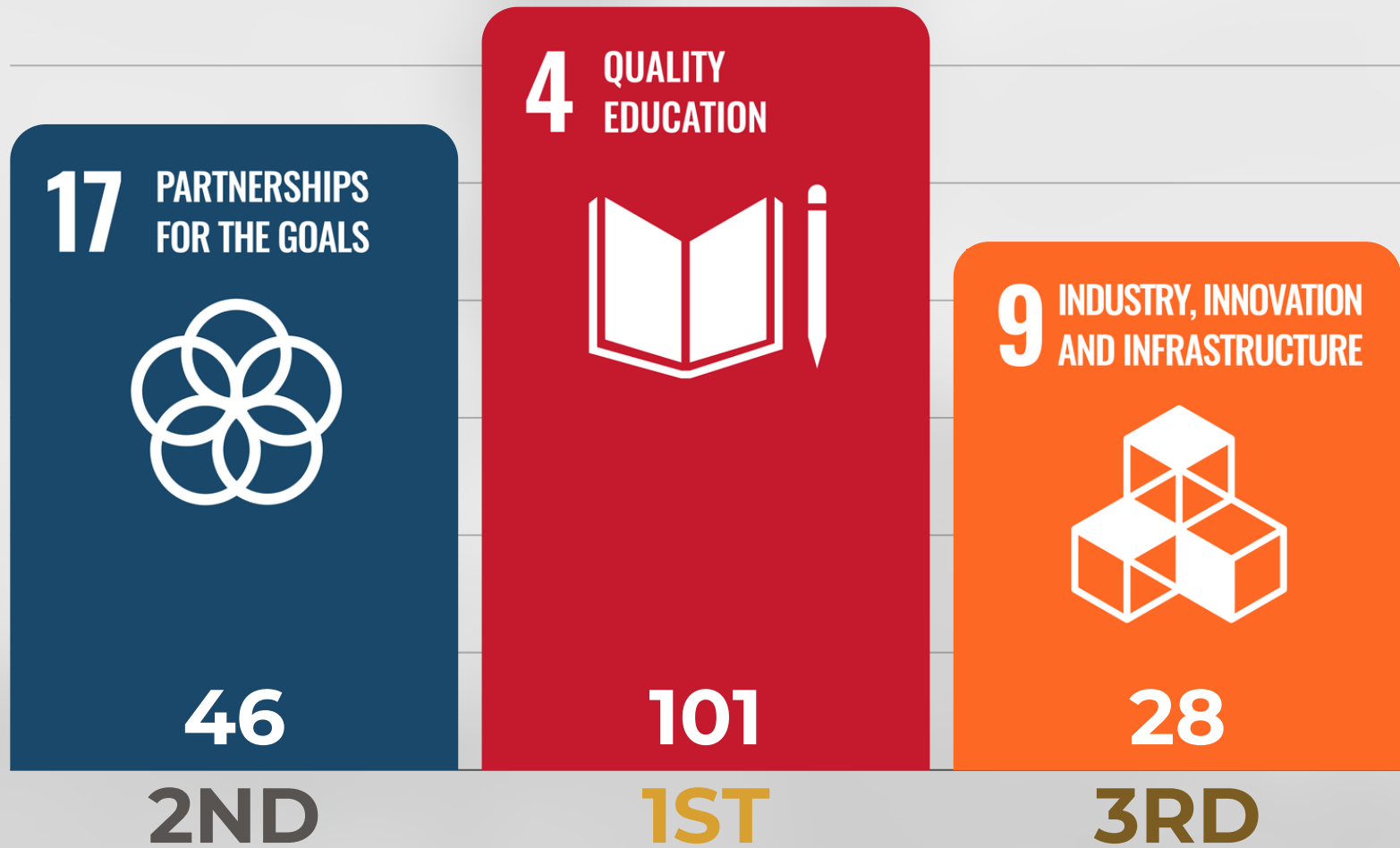
COMPARISON OF UP OPEN UNIVERSITY PUBLIC SERVICE PROJECTS: JULY - SEPTEMBER 2024



NUMBER OF UP OPEN UNIVERISTY'S PUBLIC SERVICE PROJECTS PER MONTH



**THE TOP 3 SUSTAINABLE DEVELOPMENT GOALS
PRESENT IN THE PS INITIATIVES OF UP OPEN
UNIVERSITY FROM JULY - SEPTEMBER 2024**



TOTAL NUMBER OF SDG'S PRESENT IN THE PS INITIATIVES OF UP OPEN UNIVERSITY FROM JULY - SEPTEMBER 2024

#	SUSTAINABLE DEV'T GOAL	JUL	AUG	SEP	TOTAL
1	NO POVERTY	2	0	2	4
2	ZERO HUNGER	2	0	0	2
3	GOOD HEALTH AND WELL-BEING	5	3	1	9
4	QUALITY EDUCATION	28	27	45	101
5	GENDER EQUALITY	1	3	4	8
6	CLEAN WATER AND SANITATION	0	0	0	0
7	AFFORDABLE AND CLEAN ENERGY	0	0	0	0
8	DECENT WORK AND ECONOMIC GROWTH	3	3	1	7

#	SUSTAINABLE DEV'T GOAL	JUL	AUG	SEP	TOTAL
9	INDUSTRIES, INNOVATION AND INFRASTRUCTURE	6	5	17	28
10	REDUCED INEQUALITIES	1	4	4	9
11	SUSTAINABLE CITIES AND COMMUNITIES	6	3	6	16
12	RESPONSIBLE CONSUMPTION AND PRODUCTION	2	0	0	2
13	CLIMATE ACTION	4	1	2	7
14	LIFE BELOW WATER	1	0	0	1
15	LIFE ON LAND	4	0	1	5
16	PEACE, JUSTICE AND STRONG INSTITUTIONS	2	2	3	7
17	PARTNERSHIPS FOR THE GOALS	21	13	12	46