

# UP PADAYON

## PUBLIC SERVICE REPORT



# UP SYSTEM

July - September 2024

**Limitations of the report:** We rely heavily on each CU's social media and website for this report. If there are initiatives that are not posted but would like to be included in the report, please get in touch with us at [padayon@up.edu.ph](mailto:padayon@up.edu.ph).

# HIGHLIGHTS



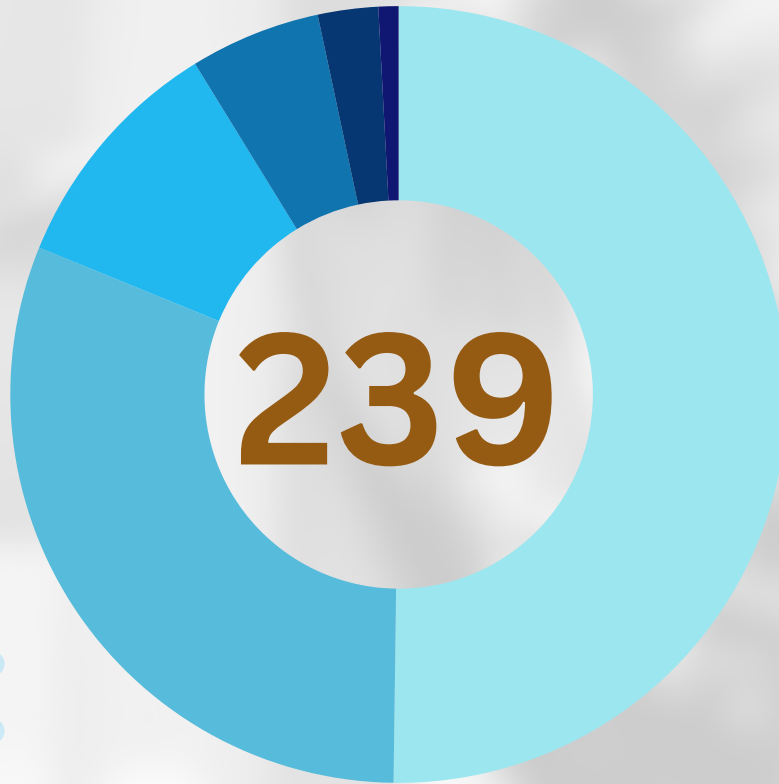
- **For the third quarter of 2024, UP System engaged in 239 diverse public service initiatives.** The data reveals a 48% increase compared to the second quarter.
- **UP System has undertaken numerous public service initiatives to contribute towards achieving the UN Sustainable Development Goals (SDGs).** 158 of these initiatives focus on SDG 4 (Quality Education), SDG 10 (Reduced Inequalities) and SDG 16 (Peace, Justice & Strong Institutions), with 98 initiatives each, placed second. The UP System also directed 75 efforts toward SDG 8 (Decent Work and Economic Growth). These scores demonstrate the UP System's unwavering commitment to ensuring that the SDGs are achieved at all levels and remain a top priority for the institution.

# HIGHLIGHTS



- **Information dissemination campaigns (120), followed by service to the university (74) and networks and linkages (24),** constitute the highest number of public service initiatives conducted by UP System offices and units.
- **Notable public service initiatives for this quarter include the coordinated efforts of UP System offices and units for the victims of Typhoon Carina,** the UP Padayon Public Service Office's partnership with Palawan State University for CUPSCON5, and the site dedication of "The Memorial before the Museum" to commemorate UP's role in the struggle against martial law.

# UP SYSTEM PUBLIC SERVICE PROJECTS FROM JULY - SEPTEMBER 2024



## Types and Number of Public Service Projects

**120** Information Dissemination

**74** Service to University

**24** Networks and Linkages

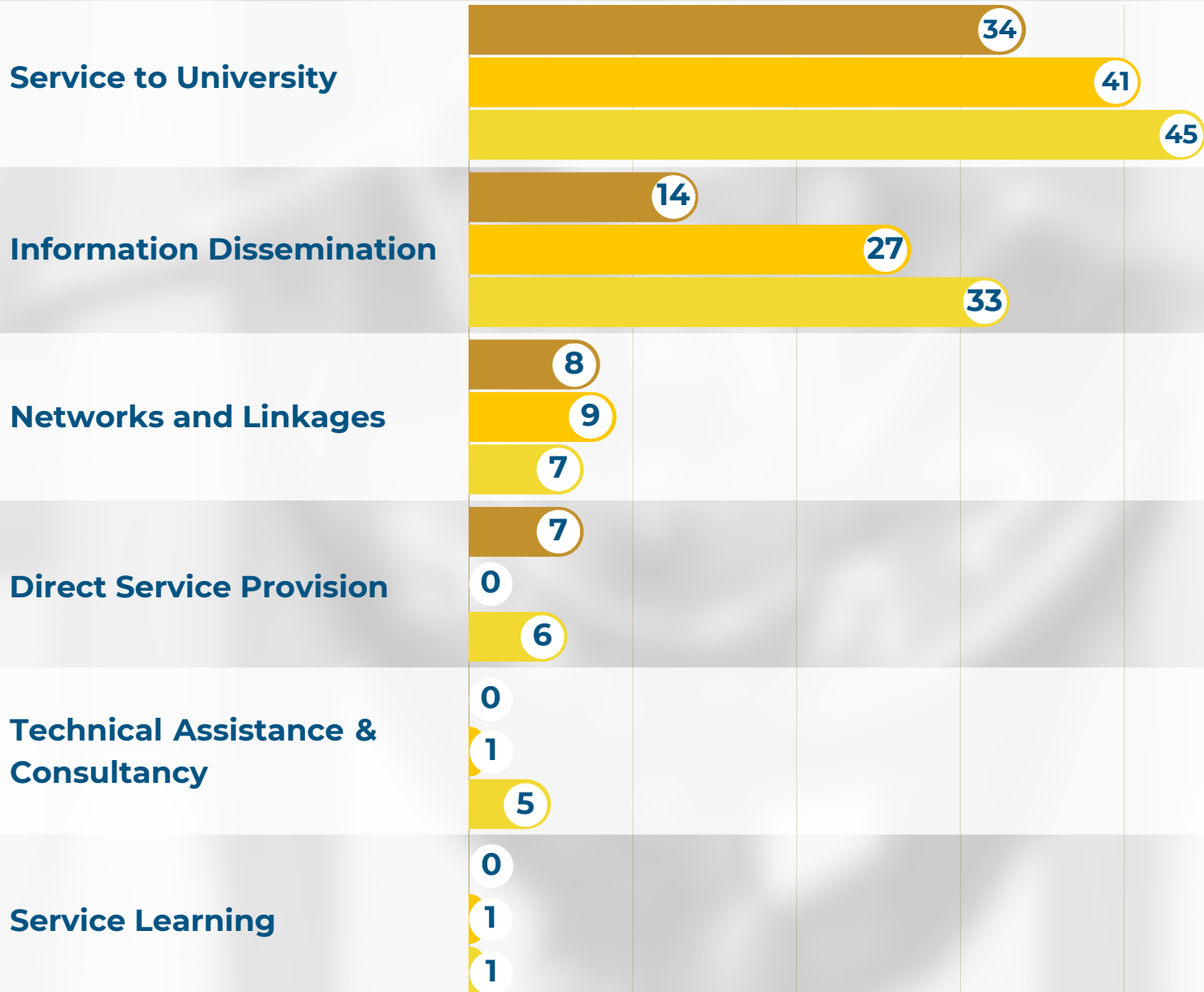
**13** Direct Service Provision

**6** Technical Assistance & Consultancy

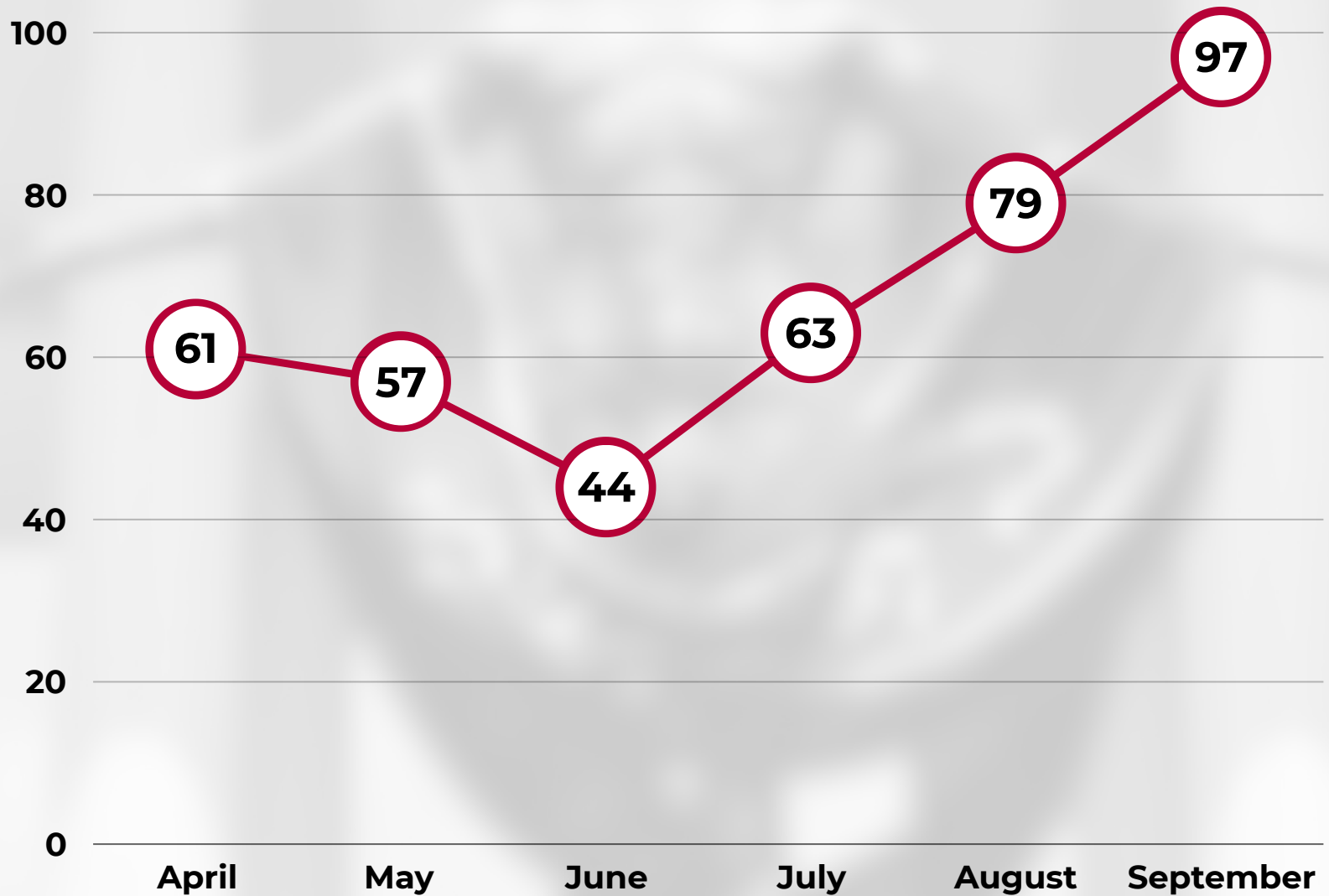
**2** Alumni-Led

**239** TOTAL # OF PS PROJECTS

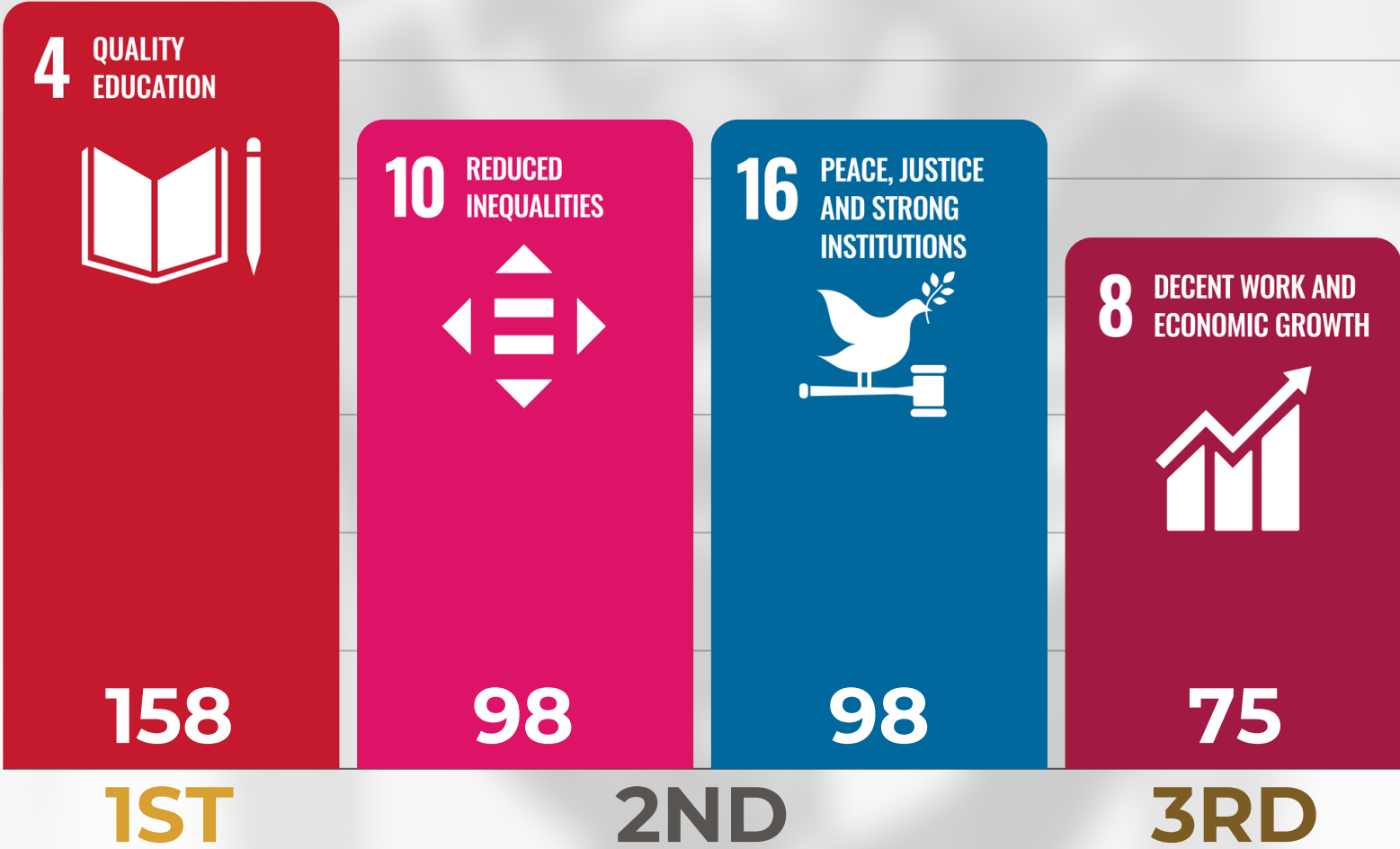
# COMPARISON OF UP SYSTEM PUBLIC SERVICE PROJECTS: JULY - SEPTEMBER 2024



# NUMBER OF UP SYSTEM'S PUBLIC SERVICE PROJECTS PER MONTH



**THE TOP 3 SUSTAINABLE DEVELOPMENT GOALS  
PRESENT IN THE PS INITIATIVES OF UP SYSTEM  
FROM JULY - SEPTEMBER 2024**



# TOTAL NUMBER OF SDG'S PRESENT IN THE PS INITIATIVES OF UP SYSTEM FROM JULY - SEPTEMBER 2024

#	SUSTAINABLE DEV'T GOAL	JUL	AUG	SEPT	TOTAL
1	NO POVERTY	11	8	7	26
2	ZERO HUNGER	3	2	5	10
3	GOOD HEALTH AND WELL-BEING	7	11	14	32
4	QUALITY EDUCATION	44	50	64	158
5	GENDER EQUALITY	10	10	17	37
6	CLEAN WATER AND SANITATION	0	3	0	3
7	AFFORDABLE AND CLEAN ENERGY	1	1	0	2
8	DECENT WORK AND ECONOMIC GROWTH	15	29	31	75



#	SUSTAINABLE DEV'T GOAL	JUL	AUG	SEP	TOTAL
9	INDUSTRIES, INNOVATION AND INFRASTRUCTURE	6	20	12	38
10	REDUCED INEQUALITIES	27	40	31	98
11	SUSTAINABLE CITIES AND COMMUNITIES	15	23	19	57
12	RESPONSIBLE CONSUMPTION AND PRODUCTION	3	8	2	13
13	CLIMATE ACTION	15	20	14	49
14	LIFE BELOW WATER	2	5	2	9
15	LIFE ON LAND	2	5	5	12
16	PEACE, JUSTICE AND STRONG INSTITUTIONS	25	28	45	98
17	PARTNERSHIPS FOR THE GOALS	17	17	22	56