

UP PADAYON

PUBLIC SERVICE REPORT



UP TACLOBAN

July - September 2024

Limitations of the report: We rely heavily on each CU's social media and website for this report. If there are initiatives that are not posted but would like to be included in the report, please get in touch with us at padayon@up.edu.ph.

HIGHLIGHTS



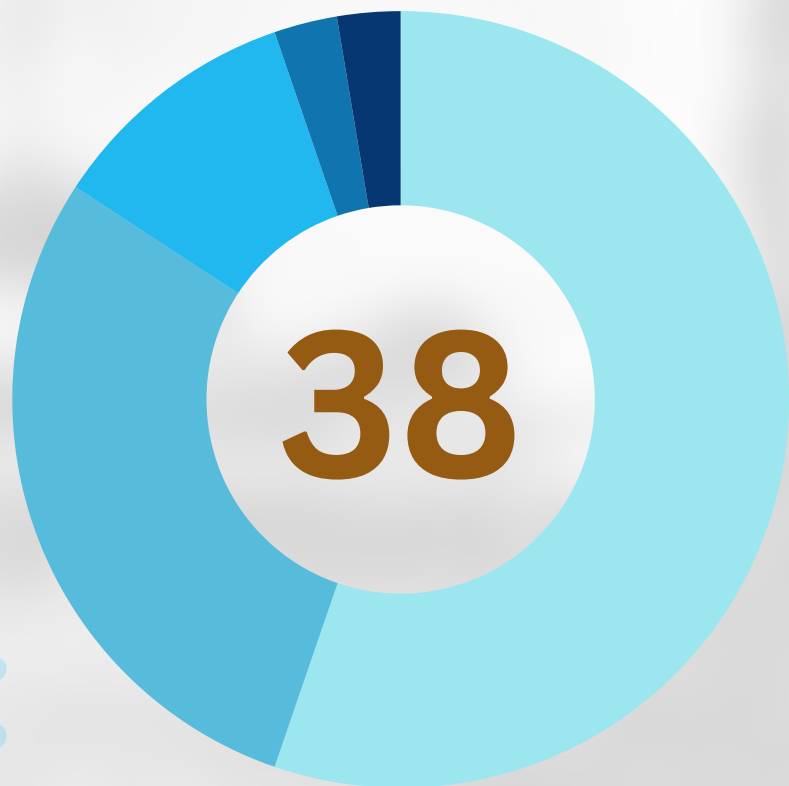
- **UP Tacloban College conducted a total of 38 public service initiatives in the third quarter of 2024**, a 9% decrease from the second quarter.
- **Some notable public service initiatives for the quarter include UP Tacloban Ugnayan ng Pahinungod's UP<3ME (UP Loves Municipality Empowerment) program for the youth of Brgy. 107 Sta. Elena, Tacloban City**; the collaboration of the Division of Natural Sciences and Mathematics and the Office of the Research Coordination for the Level 2 Inter-Agency Research and Development/Extension (RDE) Review; and the 'An Pulong Diri Napapugong: A Protest Poetry Performance' to commemorate Martial Law victims from Eastern Visayas.

HIGHLIGHTS



- **Information dissemination campaigns through fora and workshops (55%), service to the university (29%), and direct services (11%)** constitute the most significant chunks of public service activities conducted by UP Tacloban.
- **UP Tacloban College has undertaken numerous public service initiatives to contribute towards achieving the UN Sustainable Development Goals (SDGs).** 36 initiatives focus on SDG 4 (Quality Education), followed by 17 initiatives for SDG 11 (Sustainable Cities and Communities). The College also directed 8 efforts toward SDG 16 (Peace, Justice & Strong Institutions). These scores highlight the institution's unwavering commitment to prioritizing the achievement of SDGs across all levels.

UP TACLOBAN PUBLIC SERVICE PROJECTS FROM JULY - SEPTEMBER 2024



Types and Number of Public Service Projects

21 Information Dissemination

11 Service to University

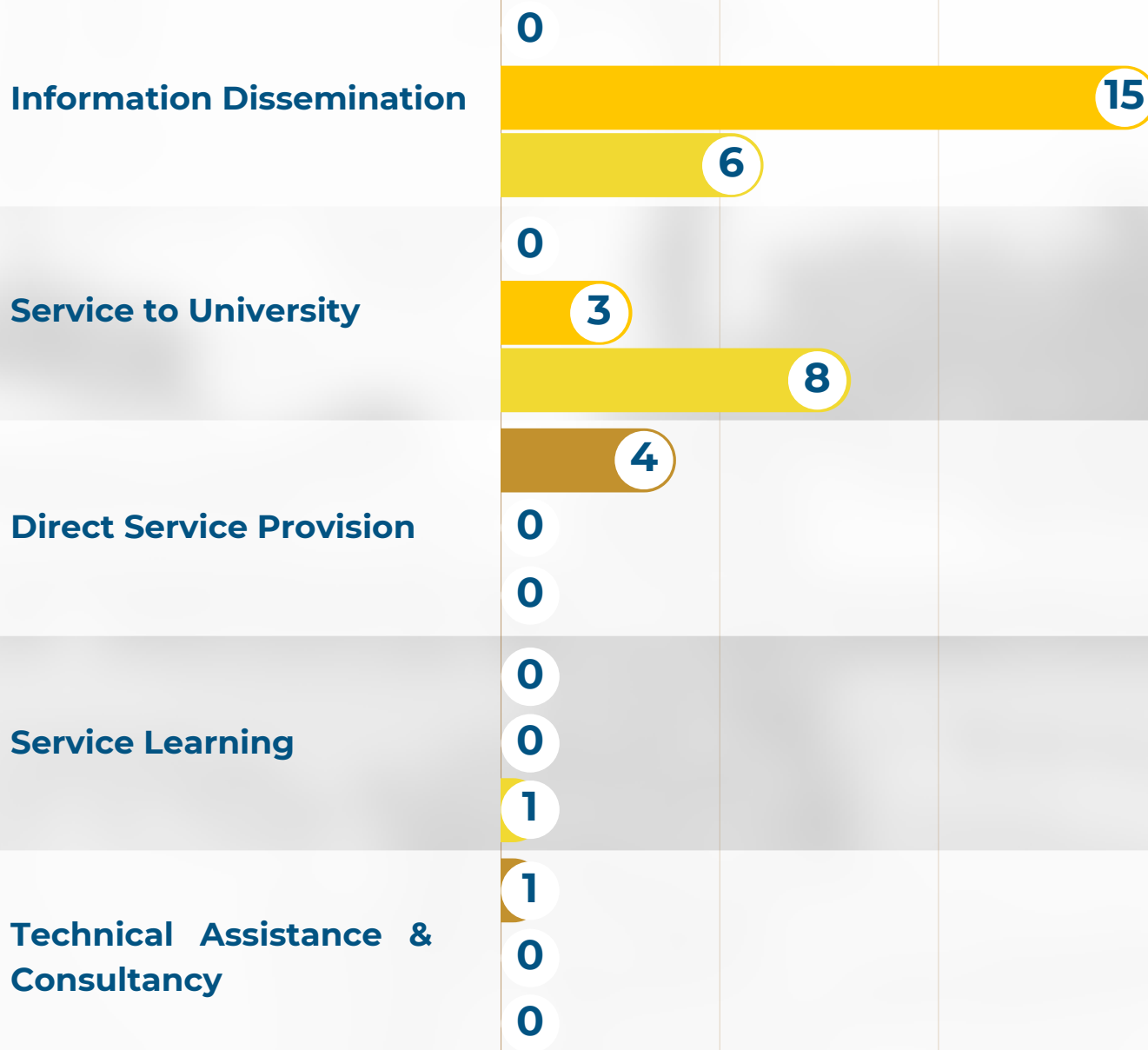
4 Direct Service Provision

1 Service Learning

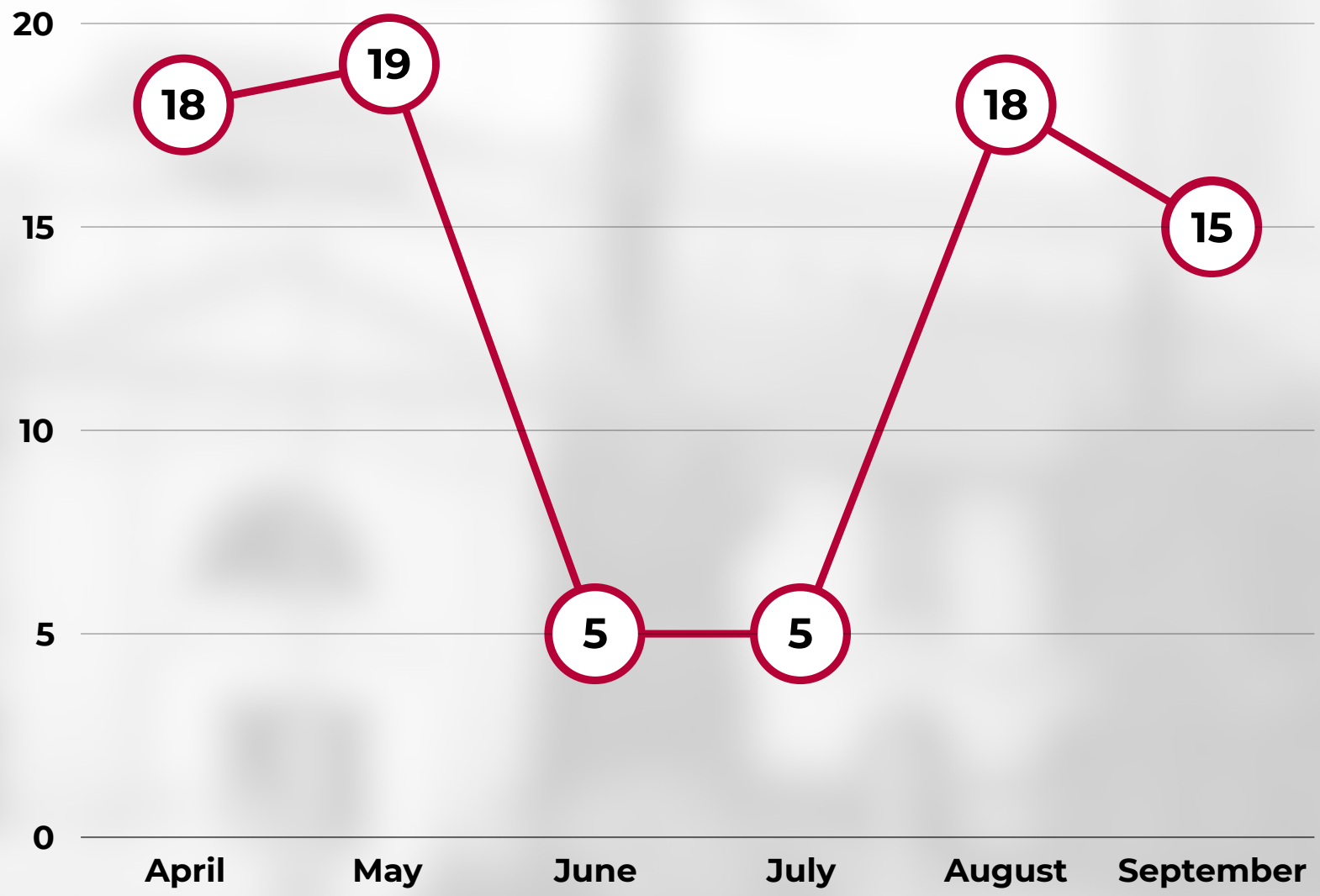
1 Technical Assistance & Consultancy

38 TOTAL # OF PS PROJECTS

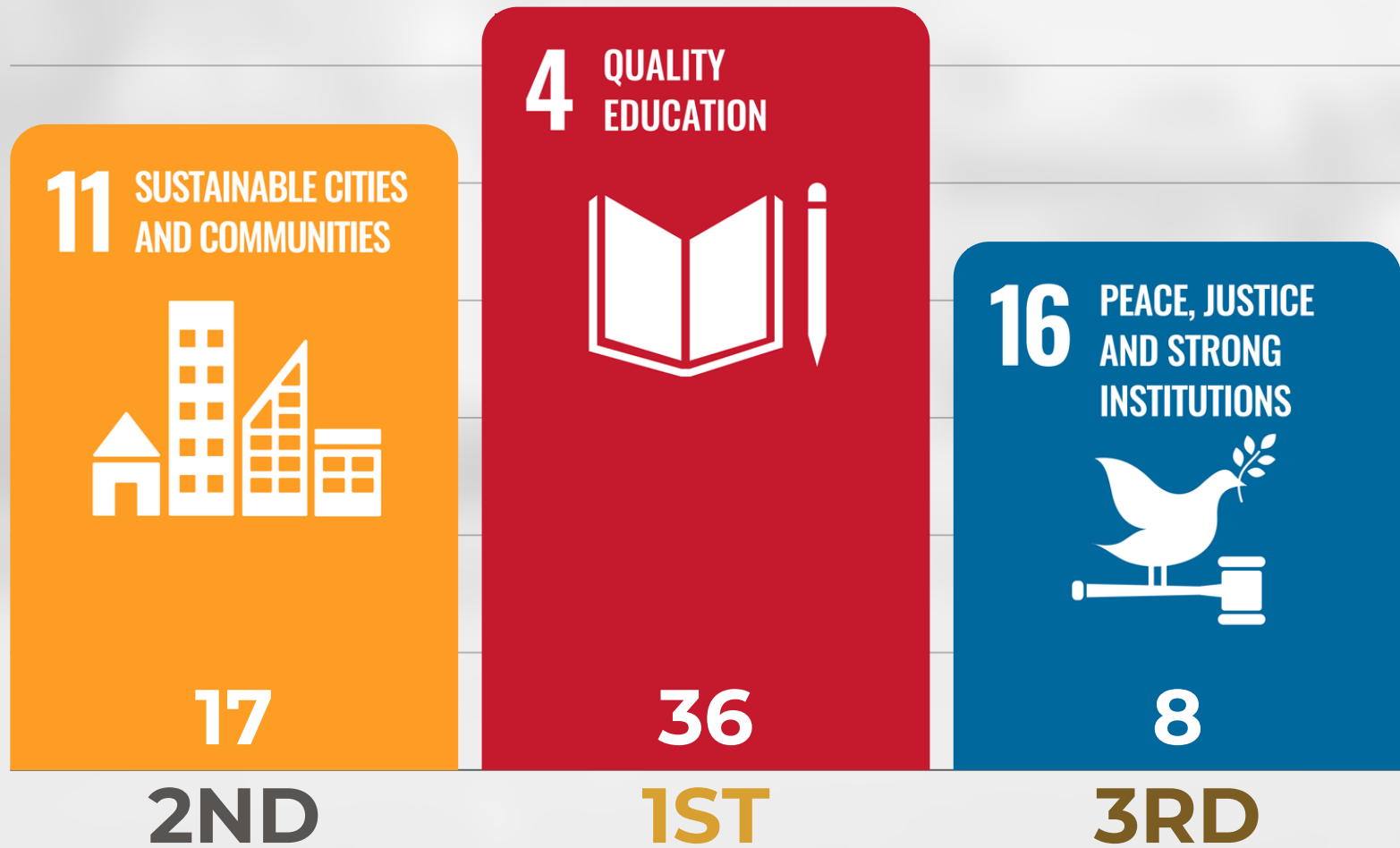
COMPARISON OF UP TACLOBAN PUBLIC SERVICE PROJECTS: JULY - SEPTEMBER 2024



NUMBER OF UP TACLOBAN'S PUBLIC SERVICE PROJECTS PER MONTH



**THE TOP 3 SUSTAINABLE DEVELOPMENT GOALS
PRESENT IN THE PS INITIATIVES OF UP TACLOBAN
FROM JULY - SEPTEMBER 2024**



TOTAL NUMBER OF SDG'S PRESENT IN THE PS INITIATIVES OF UP TACLOBAN FROM JULY - SEPTEMBER 2024

#	SUSTAINABLE DEV'T GOAL	JUL	AUG	SEP	TOTAL
1	NO POVERTY	1	2	4	7
2	ZERO HUNGER	0	1	0	1
3	GOOD HEALTH AND WELL-BEING	2	1	0	3
4	QUALITY EDUCATION	5	17	14	36
5	GENDER EQUALITY	0	3	3	6
6	CLEAN WATER AND SANITATION	0	1	0	1
7	AFFORDABLE AND CLEAN ENERGY	0	0	0	0
8	DECENT WORK AND ECONOMIC GROWTH	0	0	2	2

#	SUSTAINABLE DEV'T GOAL	JUL	AUG	SEP	TOTAL
9	INDUSTRIES, INNOVATION AND INFRASTRUCTURE	0	0	2	2
10	REDUCED INEQUALITIES	0	1	2	3
11	SUSTAINABLE CITIES AND COMMUNITIES	2	12	3	17
12	RESPONSIBLE CONSUMPTION AND PRODUCTION	0	1	0	1
13	CLIMATE ACTION	1	0	0	1
14	LIFE BELOW WATER	1	1	0	2
15	LIFE ON LAND	1	0	2	3
16	PEACE, JUSTICE AND STRONG INSTITUTIONS	1	3	4	8
17	PARTNERSHIPS FOR THE GOALS	2	0	1	3