

UP PADAYON

PUBLIC SERVICE REPORT



UP BAGUIO

January - March 2025

Limitations of the report: We rely heavily on each CU's social media and website for this report. If there are initiatives that are not posted but would like to be included in the report, please get in touch with us at padayon@up.edu.ph.

HIGHLIGHTS



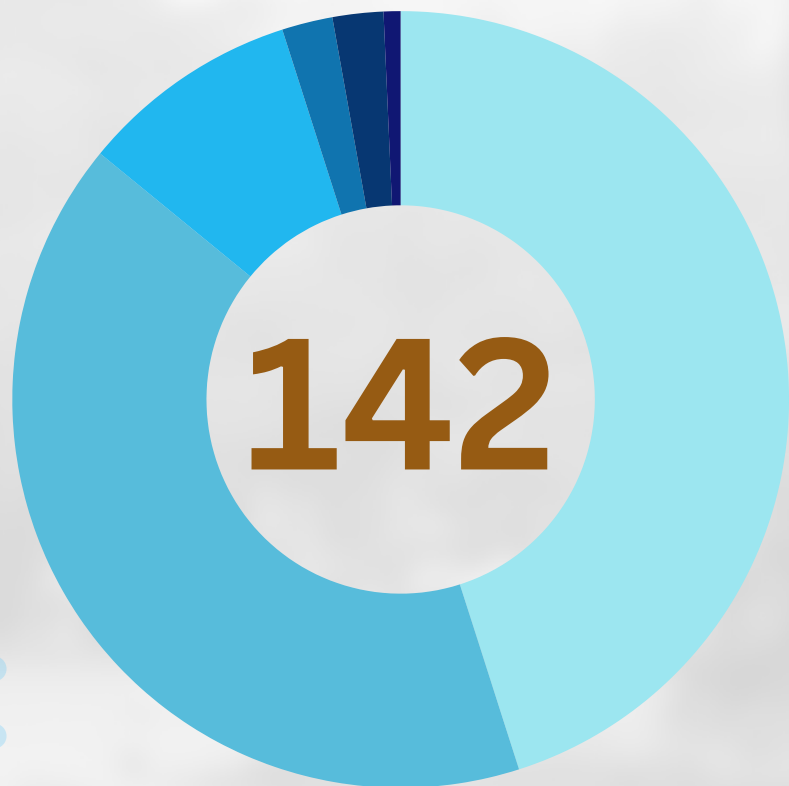
- **UP Baguio initiated a total of 142 public service (PS) activities for the first quarter of 2025.** This represents a 48% increase compared to the number of PS initiatives implemented during the same quarter of the previous year.
- **Among the recorded PS initiatives of UP Baguio, the prominent categories were Service to University with 64 initiatives,** followed by Information Dissemination with 58, and Networks and Linkages with 13.
- **The notable highlights of UP Baguio for the first quarter** include the Food for Thought program and a guided tour of the “Leading the Ili: Notions of Leadership in the Cordillera” exhibit, along with a workshop on the region’s traditional dance.

HIGHLIGHTS



- As part of the celebration of Arts month, **the UPB College of Arts and Communications invited Mr. Ivan Emil Labayne, a UPB alumnus, to present in one of the Talastasan Lecture Series entitled “Lecheplaneuring Baguio.”**
- **UP Baguio substantially contributed to SDGs #4 (Quality Education), #17 (Partnerships for the Goals), and #11 (Sustainable Cities and Communities) with a total of 114, 44, and 26 related initiatives, respectively.**

UP BAGUIO PUBLIC SERVICE PROJECTS FROM JANUARY - MARCH 2025



Types and Number of Public Service Projects

64 Service to University

58 Information Dissemination

13 Networks and Linkages

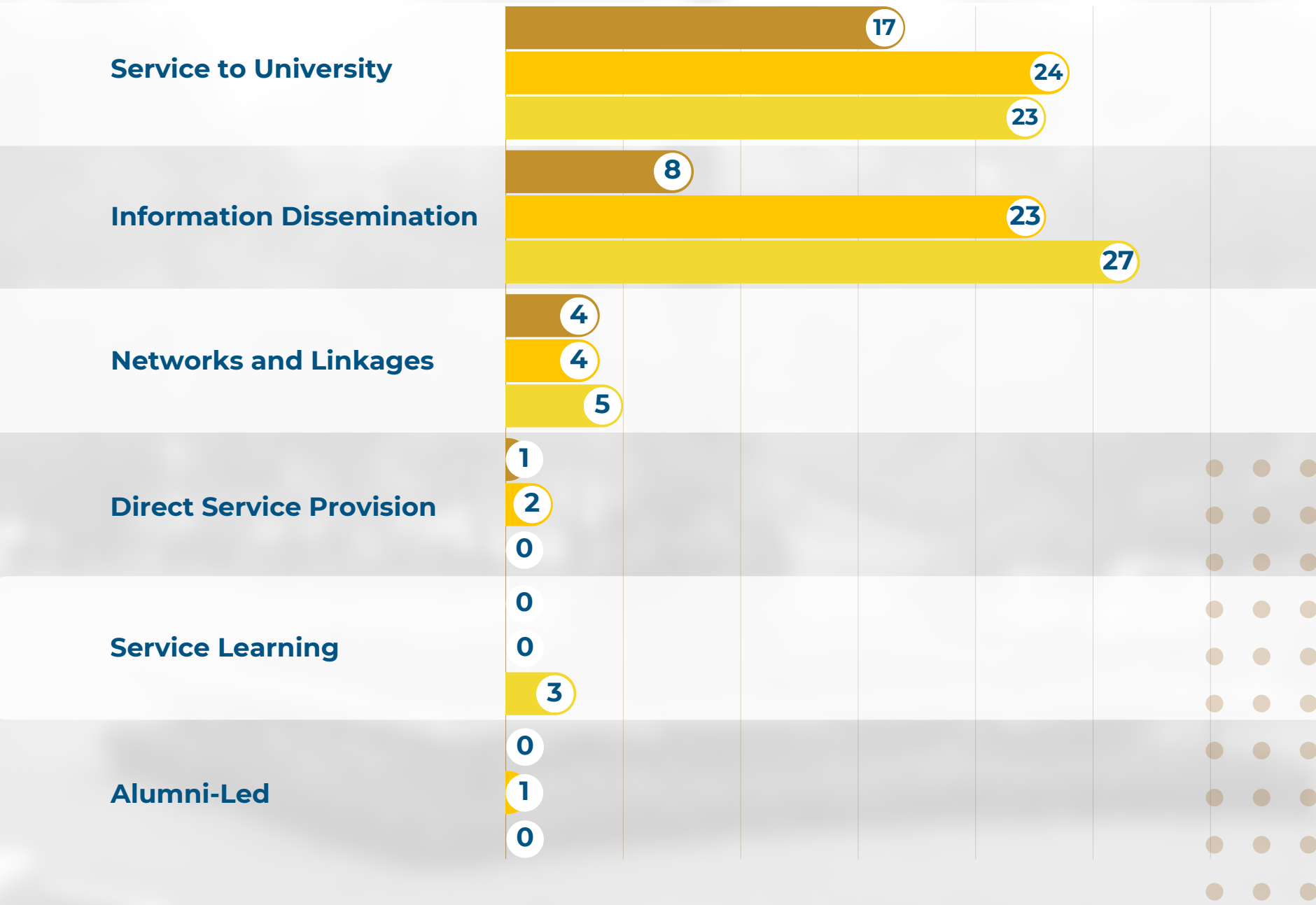
3 Direct Service Provision

3 Service Learning

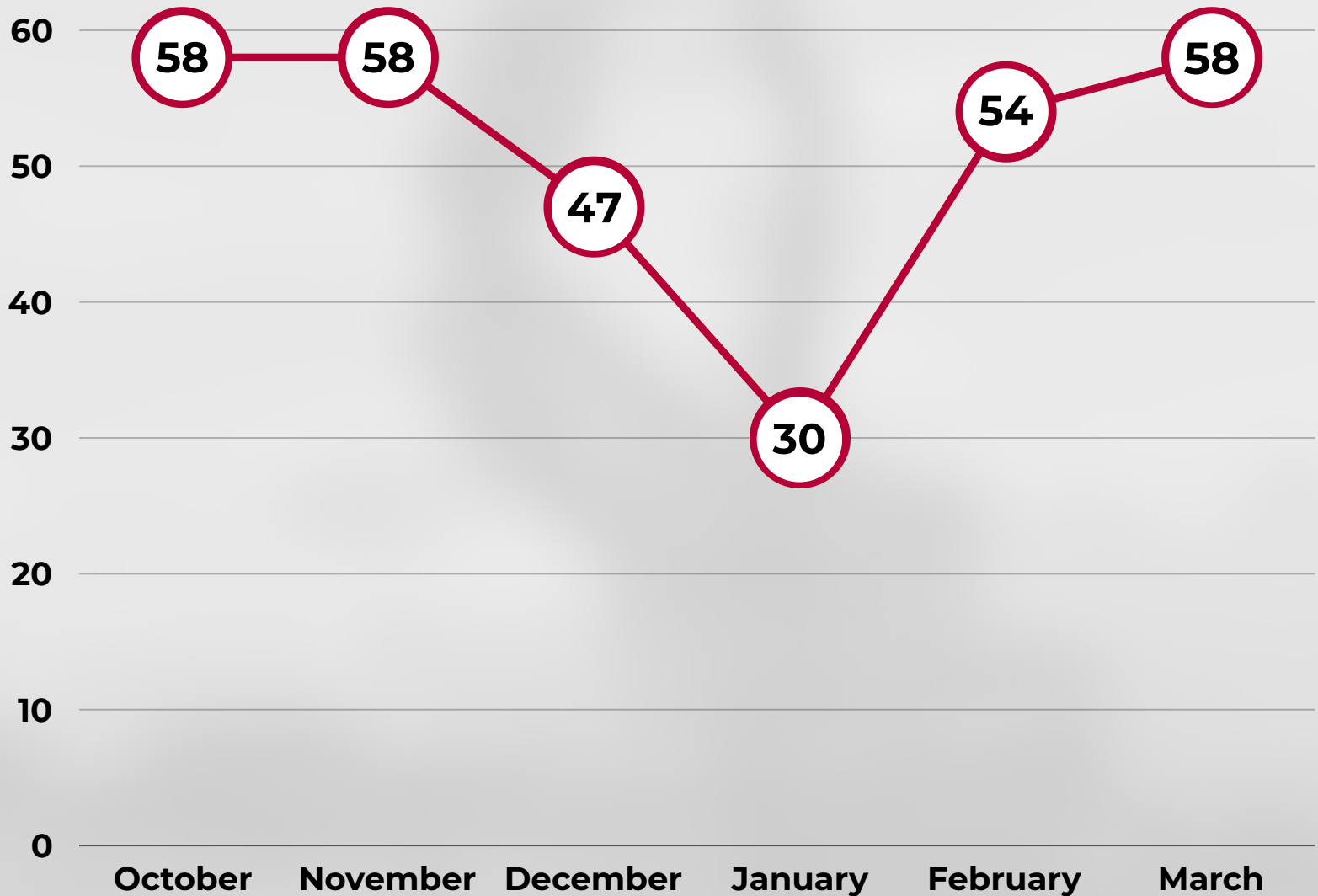
1 Alumni-Led

142 TOTAL # OF PS PROJECTS

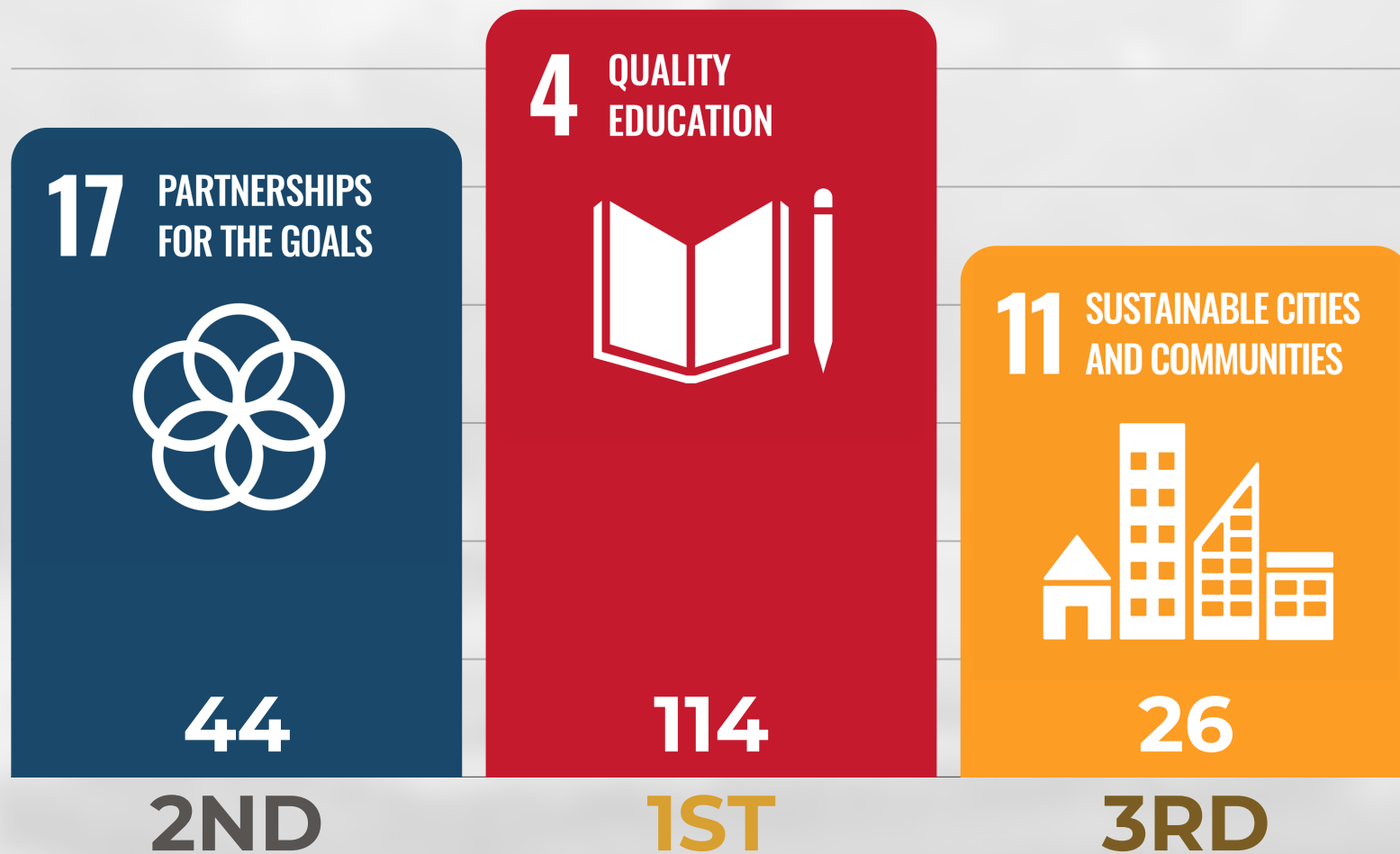
COMPARISON OF UP BAGUIO PUBLIC SERVICE PROJECTS: JANUARY - MARCH 2025



NUMBER OF BAGUIO'S PUBLIC SERVICE PROJECTS PER MONTH



**THE TOP 3 SUSTAINABLE DEVELOPMENT GOALS
PRESENT IN THE PS INITIATIVES OF UP BAGUIO
FROM JANUARY - MARCH 2025**



TOTAL NUMBER OF SDGS PRESENT IN THE PS INITIATIVES OF UP BAGUIO FROM JANUARY - MARCH 2025

#	SUSTAINABLE DEV'T GOAL	JAN	FEB	MAR	TOTAL
1	NO POVERTY	8	6	0	14
2	ZERO HUNGER	0	2	0	2
3	GOOD HEALTH AND WELL-BEING	3	7	2	12
4	QUALITY EDUCATION	19	43	52	114
5	GENDER EQUALITY	1	1	13	15
6	CLEAN WATER AND SANITATION	0	0	0	0
7	AFFORDABLE AND CLEAN ENERGY	0	0	1	1
8	DECENT WORK AND ECONOMIC GROWTH	0	1	1	2

#	SUSTAINABLE DEV'T GOAL	JAN	FEB	MAR	TOTAL
9	INDUSTRIES, INNOVATION AND INFRASTRUCTURE	0	2	2	4
10	REDUCED INEQUALITIES	9	7	0	16
11	SUSTAINABLE CITIES AND COMMUNITIES	2	13	11	26
12	RESPONSIBLE CONSUMPTION AND PRODUCTION	0	4	0	4
13	CLIMATE ACTION	1	2	1	4
14	LIFE BELOW WATER	0	0	1	1
15	LIFE ON LAND	0	0	2	2
16	PEACE, JUSTICE AND STRONG INSTITUTIONS	0	1	0	1
17	PARTNERSHIPS FOR THE GOALS	9	12	23	44