

# UP PADAYON

## PUBLIC SERVICE REPORT



# UP CEBU

January - March 2025

**Limitations of the report:** We rely heavily on each CU's social media and website for this report. If there are initiatives that are not posted but would like to be included in the report, please get in touch with us at [padayon@up.edu.ph](mailto:padayon@up.edu.ph).

# HIGHLIGHTS



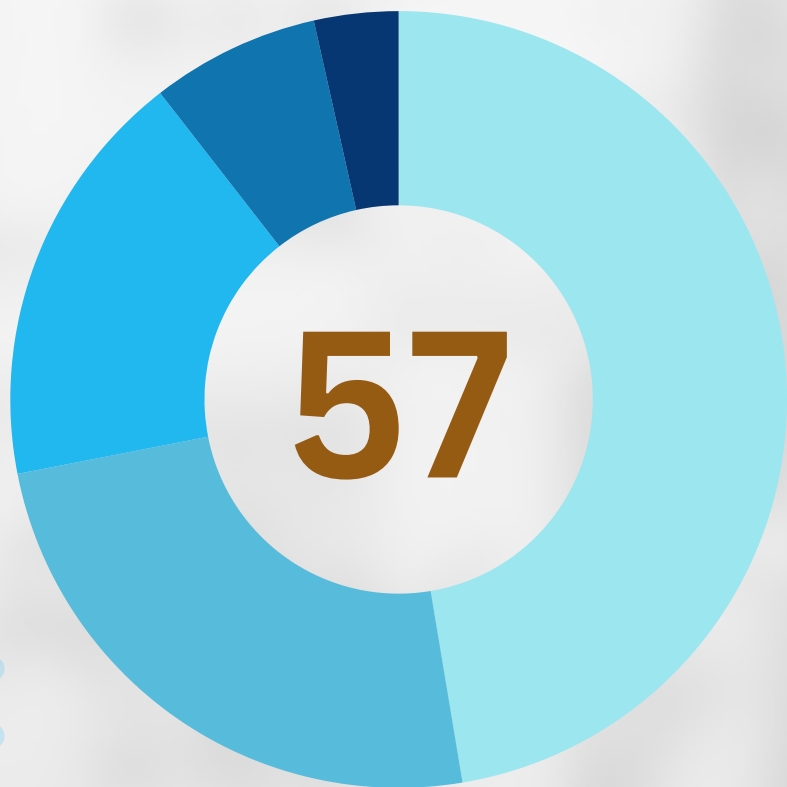
- **UP Cebu carried out 57 public service initiatives in the first quarter of 2025**, indicating a 46% decrease compared to the same quarter in 2024.
- **The public service initiatives that stood out in UP Cebu** were Service to the University (47%), followed by Information Dissemination (25%), and then Direct Service Provision (18%).
- **UP Cebu contributed 42 initiatives to Sustainable Development Goal (SDG) #4, Quality Education**, and supported SDG #3, Good Health & Wellbeing; SDG #11, Sustainable Cities & Communities, and SDG #16, Peace, Justice & Strong Institutions, with five initiatives each.

# HIGHLIGHTS



- **Notable public service initiatives from UP Cebu for this quarter include collaboration with the local government unit of Tudela, Camotes,** to explore areas where academic and community development could be extended in the neighboring islands and the launching of a new hub for materials research, sustainable design, and innovation—the Materials Innovation and Exploration (MATIX) Lab—which focuses on sustainability, collaboration and cultural preservation and supports the Philippines’ industrialization efforts by promoting innovation, global competitiveness and sustainable practices.

## UP CEBU PUBLIC SERVICE PROJECTS FROM JANUARY - MARCH 2025



### Types and Number of Public Service Projects

**27** Service to University

**14** Information Dissemination


**10** Direct Service Provision

**4** Service Learning

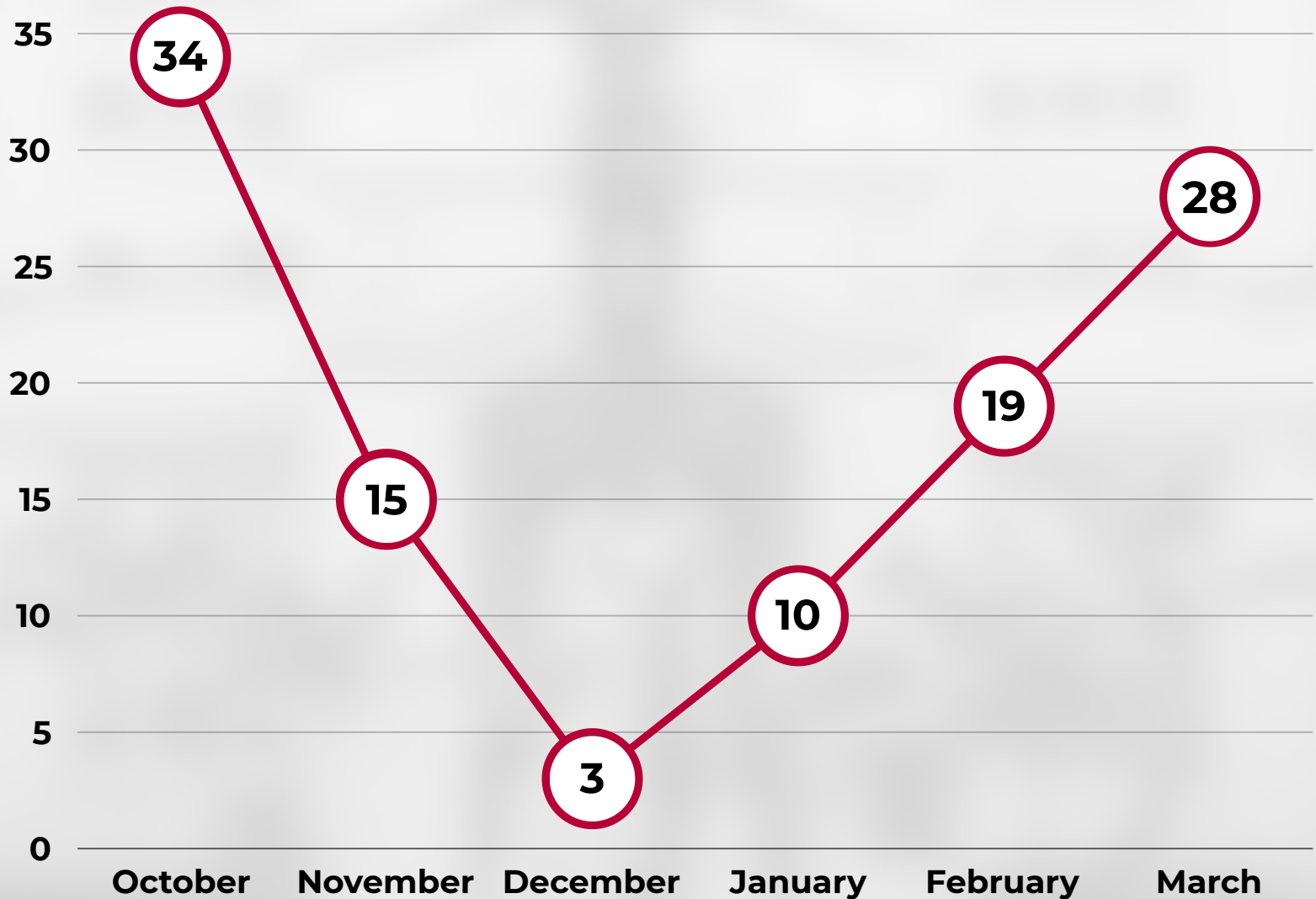
**2** Networks and Linkages

**57** TOTAL # OF PS PROJECTS

# COMPARISON OF UP CEBU PUBLIC SERVICE PROJECTS: JANUARY - MARCH 2025



## NUMBER OF UP CEBU'S PUBLIC SERVICE PROJECTS PER MONTH



# THE TOP 3 SUSTAINABLE DEVELOPMENT GOALS PRESENT IN THE PS INITIATIVES OF UP CEBU FROM JANUARY - MARCH 2025



# TOTAL NUMBER OF SDG'S PRESENT IN THE PS INITIATIVES OF UP CEBU FROM JANUARY - MARCH 2025

#	SUSTAINABLE DEV'T GOAL	JAN	FEB	MAR	TOTAL
1	NO POVERTY	0	0	0	0
2	ZERO HUNGER	0	0	0	0
3	GOOD HEALTH AND WELL-BEING	1	1	3	5
4	QUALITY EDUCATION	8	15	19	42
5	GENDER EQUALITY	0	0	4	4
6	CLEAN WATER AND SANITATION	0	1	0	1
7	AFFORDABLE AND CLEAN ENERGY	0	0	0	0
8	DECENT WORK AND ECONOMIC GROWTH	0	1	2	3



#	SUSTAINABLE DEV'T GOAL	JAN	FEB	MAR	TOTAL
9	INDUSTRIES, INNOVATION AND INFRASTRUCTURE	0	0	2	1
10	REDUCED INEQUALITIES	0	0	1	1
11	SUSTAINABLE CITIES AND COMMUNITIES	1	3	1	5
12	RESPONSIBLE CONSUMPTION AND PRODUCTION	0	1	1	2
13	CLIMATE ACTION	0	2	2	4
14	LIFE BELOW WATER	0	0	0	0
15	LIFE ON LAND	0	0	0	0
16	PEACE, JUSTICE AND STRONG INSTITUTIONS	1	4	0	5
17	PARTNERSHIPS FOR THE GOALS	1	1	0	0