

UP PADAYON

PUBLIC SERVICE REPORT



UP MINDANAO

January - March 2025

Limitations of the report: We rely heavily on each CU's social media and website for this report. If there are initiatives that are not posted but would like to be included in the report, please get in touch with us at padayon@up.edu.ph.

HIGHLIGHTS



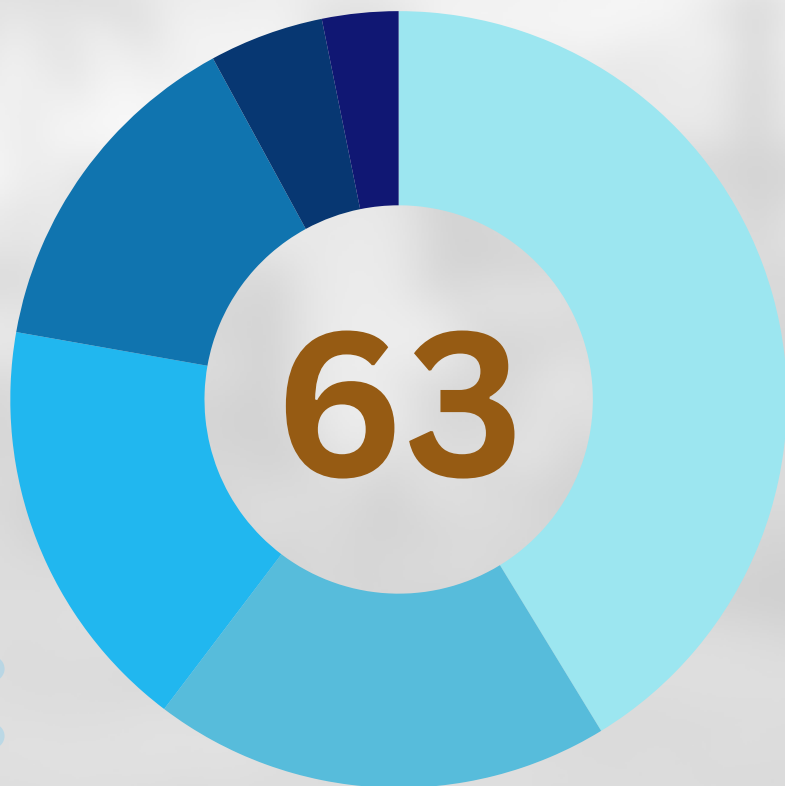
- **UP Mindanao carried out 63 public service initiatives in the first quarter of 2025**, indicating a 36% decrease compared to the same quarter in 2024.
- The public service initiatives that stood out in UP Mindanao were **Service to the University (41%)**, followed by **Direct Service Provision (19%)**, and then **Information Dissemination (17%)**.
- **UP Mindanao contributed 39 public service initiatives to Sustainable Development Goal (SDG) #4 Quality Education**, while **15** initiatives supported SDG #3 Good Health & Wellbeing, and **14** initiatives to SDG #17 Partnerships for the Goals.

HIGHLIGHTS



- **Notable public service initiatives from UP Mindanao for this quarter include the collaboration with Palafox and Associates for the masterplan of Knowledge Innovation Science and Technology (KIST) Park**—future home to a state-of-the-art laboratories and other innovation structures—which will be located inside the UP Mindanao Campus and the Turnover Ceremony of the Barangay Development Plan (BDP) for the Local Government Unit (LGU) of Brgy. Kabasalan which will serve as a strategic framework to promote socio-economic development and enhance environmental resilience.

UP MINDANAO PUBLIC SERVICE PROJECTS FROM JANUARY - MARCH 2025



Types and Number of Public Service Projects

26 Service to University

12 Direct Service Provision

11 Information Dissemination

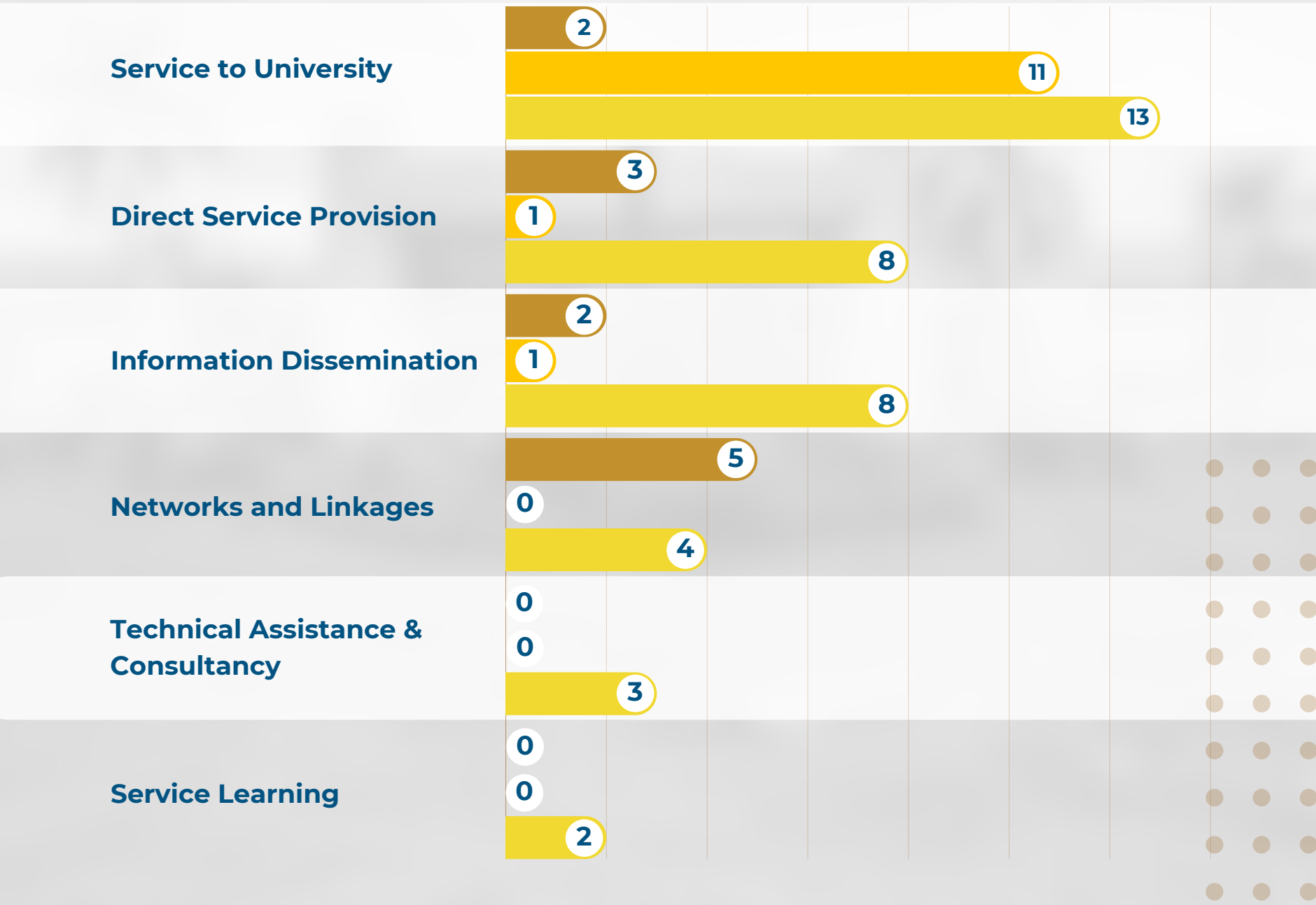
9 Networks and Linkages

3 Technical Assistance &
Consultancy

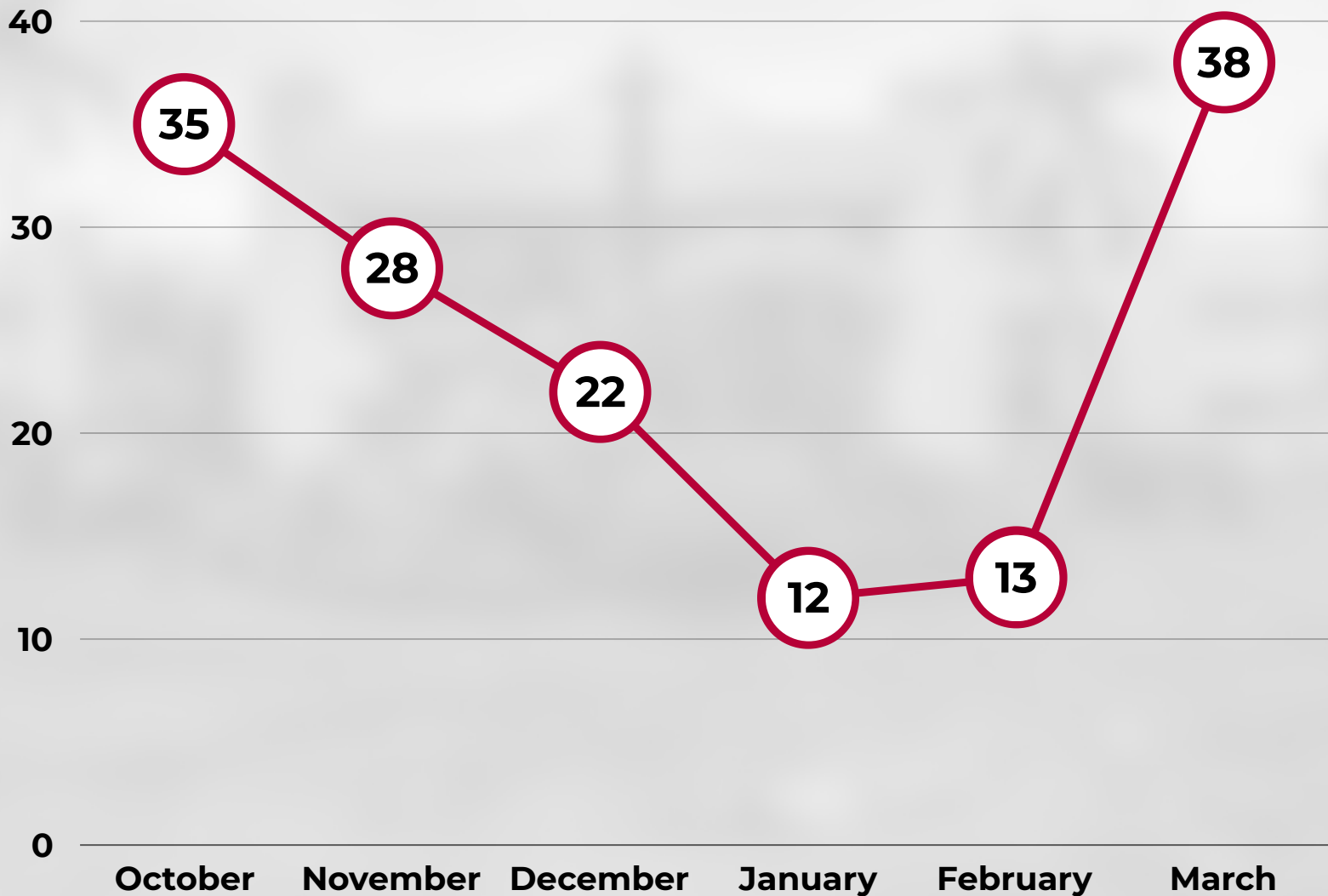
2 Service Learning

63 TOTAL # OF PS PROJECTS

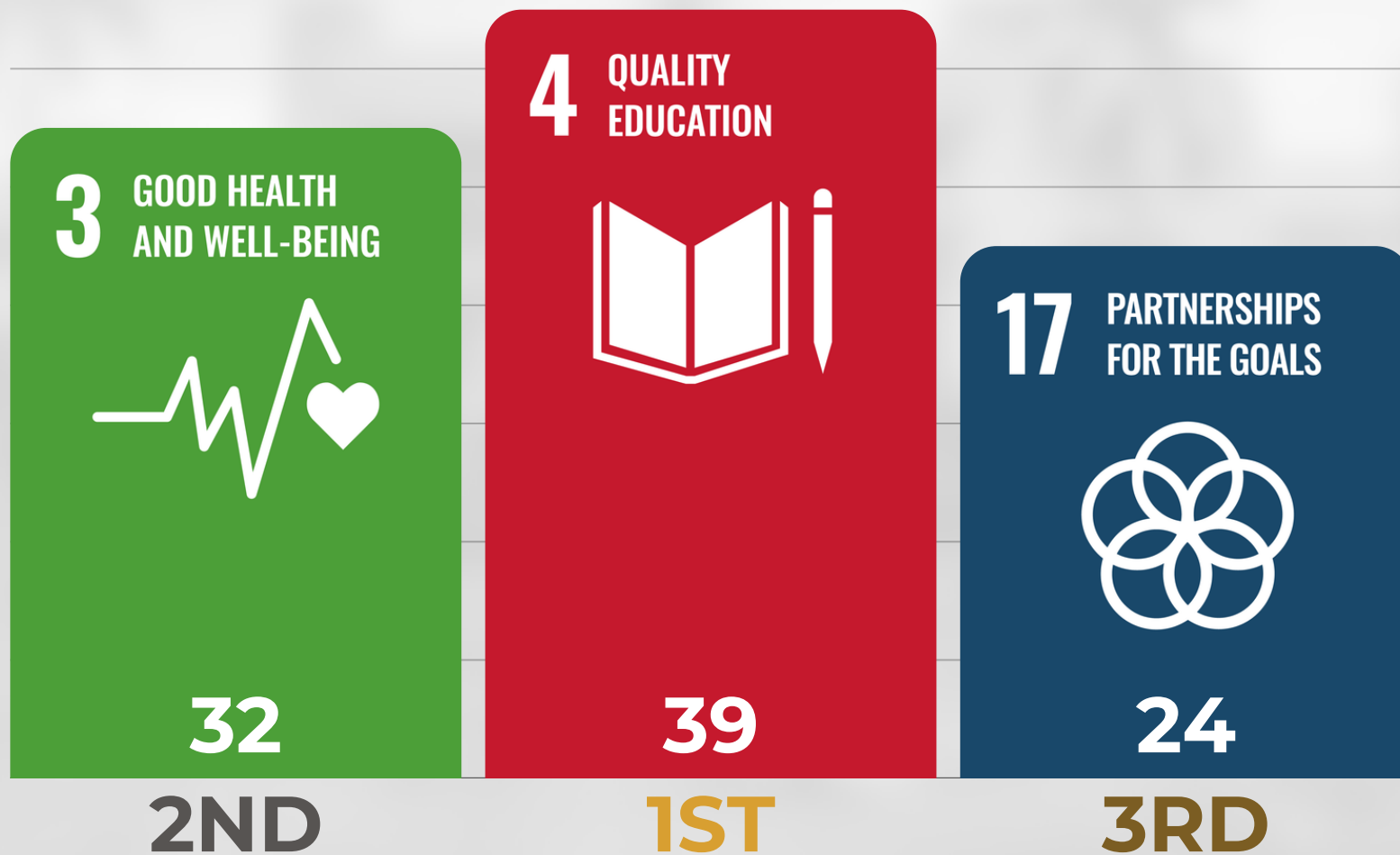
COMPARISON OF MINDANAO PUBLIC SERVICE PROJECTS: JANUARY - MARCH 2025



NUMBER OF UP MINDANAO'S PUBLIC SERVICE PROJECTS PER MONTH



**THE TOP 3 SUSTAINABLE DEVELOPMENT GOALS
PRESENT IN THE PS INITIATIVES OF UP
MINDANAO FROM JANUARY - MARCH 2025**



TOTAL NUMBER OF SDG'S PRESENT IN THE PS INITIATIVES OF UP MINDANAO FROM JANUARY - MARCH 2025

#	SUSTAINABLE DEV'T GOAL	JAN	FEB	MAR	TOTAL
1	NO POVERTY	0	0	0	0
2	ZERO HUNGER	0	0	1	1
3	GOOD HEALTH AND WELL-BEING	2	3	10	15
4	QUALITY EDUCATION	9	9	21	39
5	GENDER EQUALITY	0	0	0	0
6	CLEAN WATER AND SANITATION	0	0	0	0
7	AFFORDABLE AND CLEAN ENERGY	0	0	0	0
8	DECENT WORK AND ECONOMIC GROWTH	1	1	1	3

#	SUSTAINABLE DEV'T GOAL	JAN	FEB	MAR	TOTAL
9	INDUSTRIES, INNOVATION AND INFRASTRUCTURE	2	0	0	2
10	REDUCED INEQUALITIES	1	1	6	8
11	SUSTAINABLE CITIES AND COMMUNITIES	1	1	2	4
12	RESPONSIBLE CONSUMPTION AND PRODUCTION	1	0	1	2
13	CLIMATE ACTION	1	0	0	1
14	LIFE BELOW WATER	0	0	1	1
15	LIFE ON LAND	1	0	3	4
16	PEACE, JUSTICE AND STRONG INSTITUTIONS	0	0	0	0
17	PARTNERSHIPS FOR THE GOALS	5	0	9	14