

UP PADAYON

PUBLIC SERVICE REPORT



UP MANILA

January - March 2025

Limitations of the report: We rely heavily on each CU's social media and website for this report. If there are initiatives that are not posted but would like to be included in the report, please get in touch with us at padayon@up.edu.ph.

HIGHLIGHTS



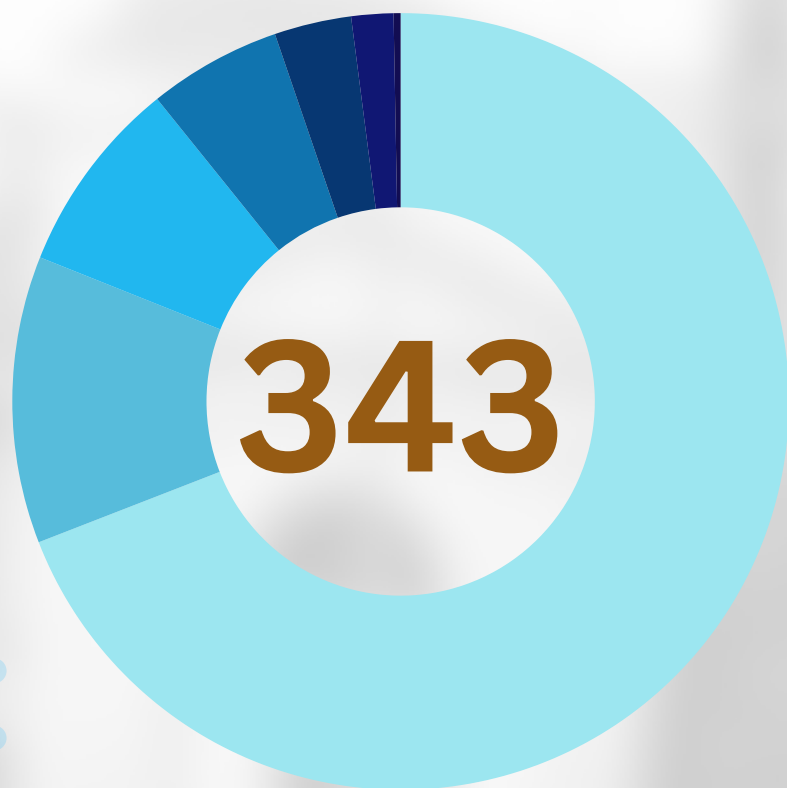
- **UP Manila successfully conducted 343 public service initiatives for the first quarter.** This number signifies a 70% increase in initiatives compared to the previous year's first quarter.
- **UP Manila's data reveals that information dissemination comprises 69% of its public service efforts.** In contrast, 12% of initiatives served the university, while 8% involved networks and linkages.
- The free online health education **“DOSMILEKTURAS: The UPCM 2000 Webinar Series”** is the new alumni-led online series led by UP Manila College of Medicine and its alumni organization partners.

HIGHLIGHTS



- **Some notable community engagement programs of UP Manila for this quarter include its partnership with Marinduque State University** to create the latter's school-based disaster risk reduction office, provision of free HPV vaccinations to UP Manila students, and health services to senior citizens at the Makati Senior Citizens' Wellness Fair.
- **UP Manila substantially contributed to SDGs 3 (Good Health and Well-being), 4 (Quality Education), and 17 (Partnerships for the Goals)** with 233, 217, and 186 initiatives, respectively.

UP MANILA PUBLIC SERVICE PROJECTS FROM JANUARY - MARCH 2025



Types and Number of Public Service Projects

237 Information Dissemination

41 Service to University

28 Networks and Linkages

19 Direct Service Provision

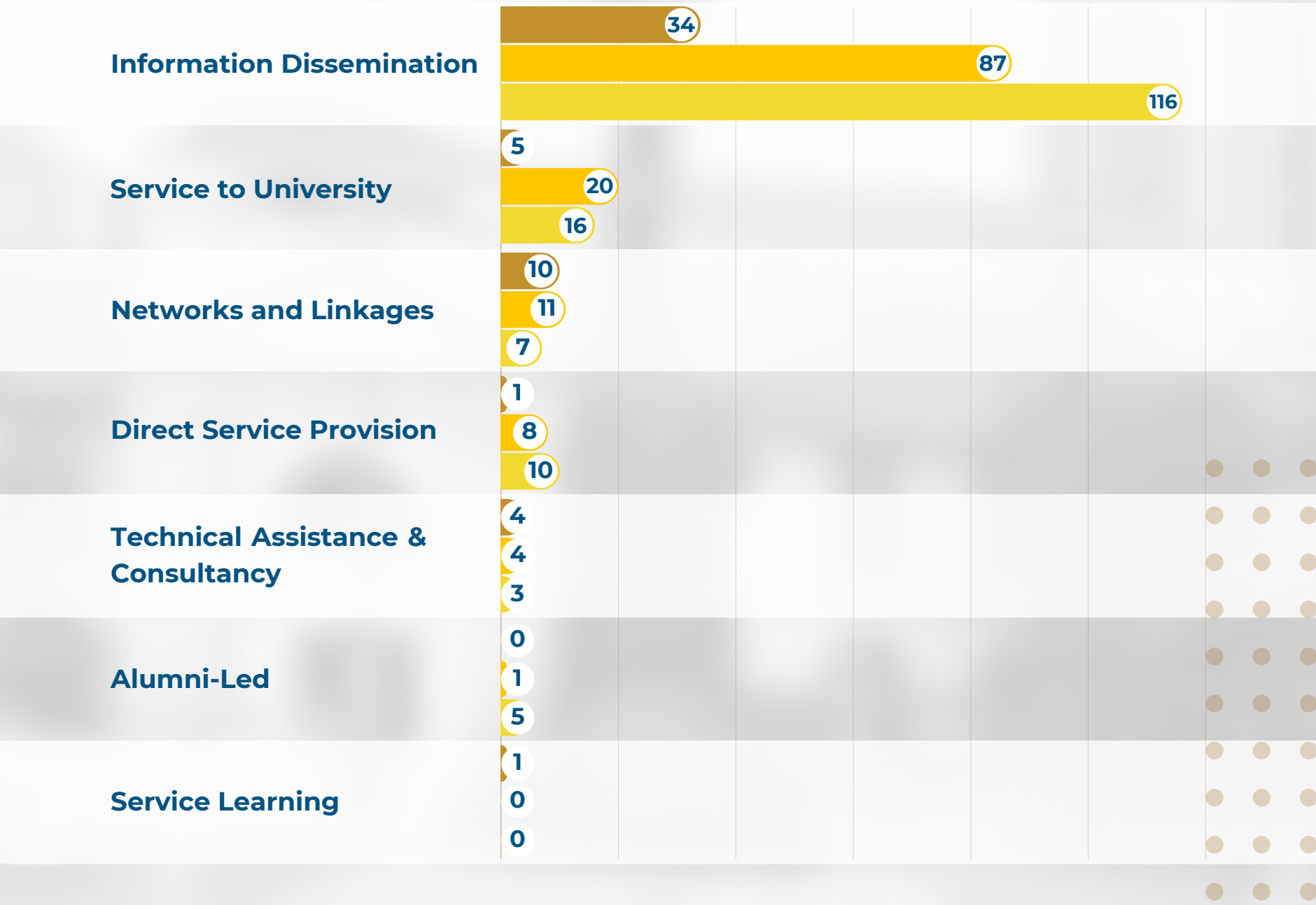
11 Technical Assistance &
Consultancy

6 Alumni-Led

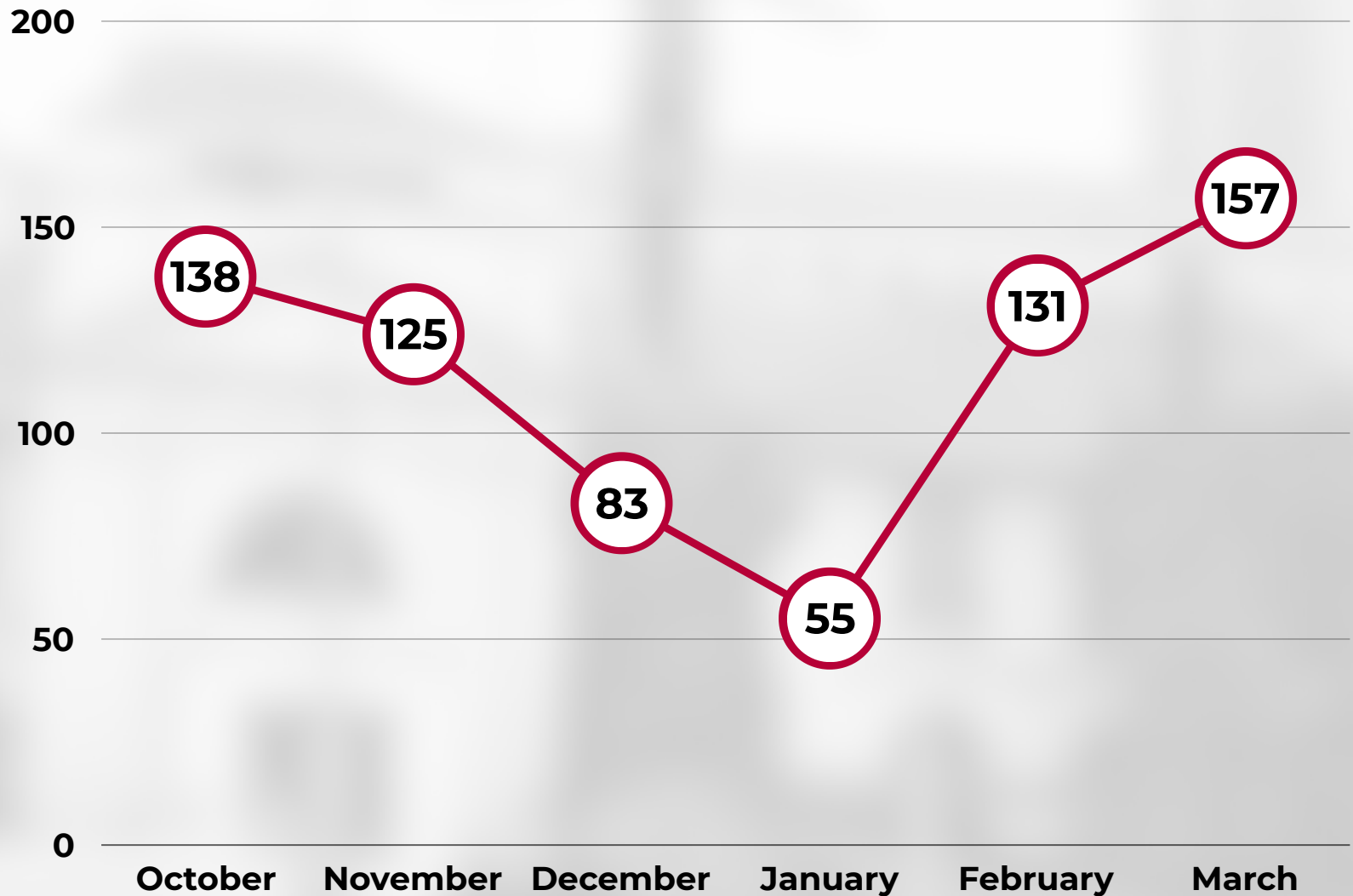
1 Service Learning

343 TOTAL # OF PS PROJECTS

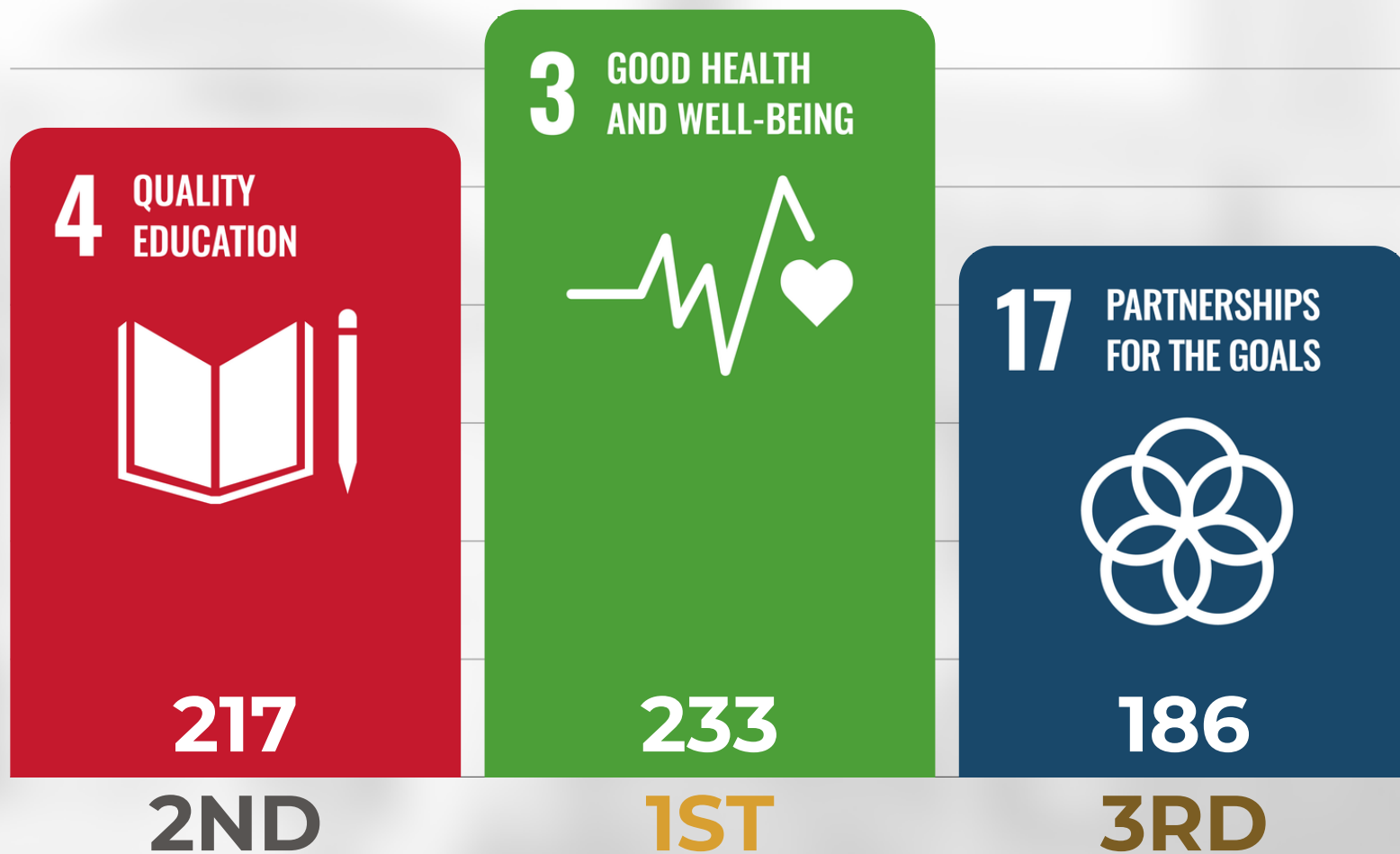
COMPARISON OF UP MANILA PUBLIC SERVICE PROJECTS: JANUARY - MARCH 2025



NUMBER OF UP MANILA'S PUBLIC SERVICE PROJECTS PER MONTH



**THE TOP 3 SUSTAINABLE DEVELOPMENT GOALS
PRESENT IN THE PS INITIATIVES OF UP MANILA
FROM JANUARY TO MARCH 2025**



TOTAL NUMBER OF SDGS PRESENT IN THE PS INITIATIVES OF UP MANILA FROM JANUARY - MARCH 2025

#	SUSTAINABLE DEV'T GOAL	JAN	FEB	MAR	TOTAL
1	NO POVERTY	0	0	0	0
2	ZERO HUNGER	2	2	1	5
3	GOOD HEALTH AND WELL-BEING	43	91	99	233
4	QUALITY EDUCATION	40	82	95	217
5	GENDER EQUALITY	0	3	26	29
6	CLEAN WATER AND SANITATION	1	2	2	5
7	AFFORDABLE AND CLEAN ENERGY	0	0	0	0
8	DECENT WORK AND ECONOMIC GROWTH	7	12	9	28

#	SUSTAINABLE DEV'T GOAL	JAN	FEB	MAR	TOTAL
9	INDUSTRIES, INNOVATION AND INFRASTRUCTURE	5	9	12	26
10	REDUCED INEQUALITIES	4	10	13	27
11	SUSTAINABLE CITIES AND COMMUNITIES	3	18	16	37
12	RESPONSIBLE CONSUMPTION AND PRODUCTION	1	0	2	3
13	CLIMATE ACTION	0	3	7	10
14	LIFE BELOW WATER	0	0	2	2
15	LIFE ON LAND	0	3	7	10
16	PEACE, JUSTICE AND STRONG INSTITUTIONS	3	8	9	20
17	PARTNERSHIPS FOR THE GOALS	29	71	86	186