

UP PADAYON

PUBLIC SERVICE REPORT



UP LOS BAÑOS

January - March 2025

Limitations of the report: We rely heavily on each CU's social media and website for this report. If there are initiatives that are not posted but would like to be included in the report, please get in touch with us at padayon@up.edu.ph.

HIGHLIGHTS



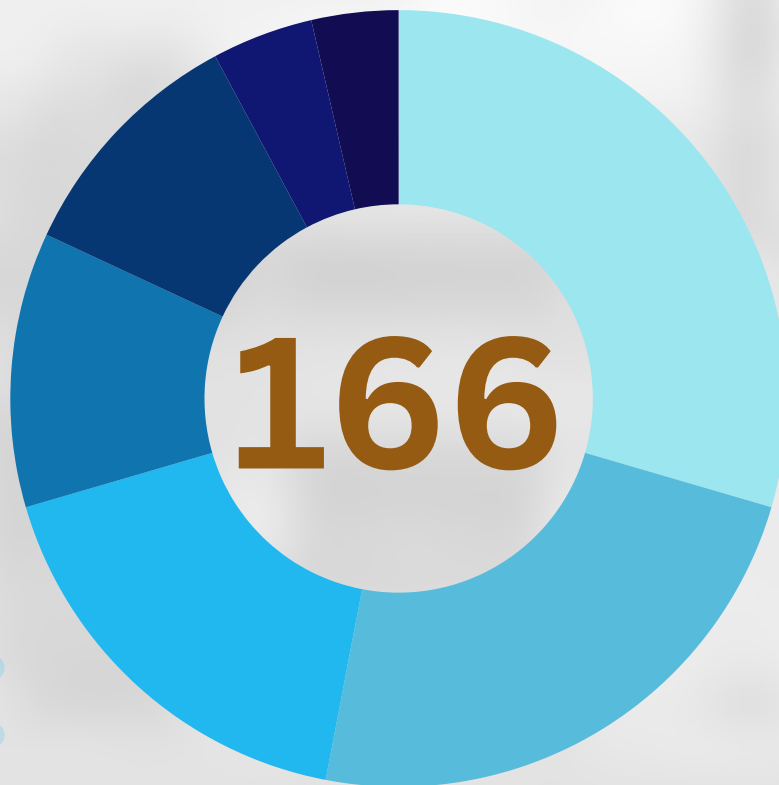
- **For the 1st quarter of 2025, UP Los Baños (UPLB) mobilized 166 public service initiatives.** This signifies a 21% increase in the number of public service initiatives conducted in the same quarter of 2024.
- Out of the 166 public service initiatives, three categories stood out, namely: **Information Dissemination (49 initiatives), Service to University (39 initiatives), and Direct Service Provision (29 initiatives).**
- **UPLB continuously participated in fulfilling the Sustainable Development Goals (SDG) through its endeavors, greatly contributing to SDG #4 Quality Education (88 initiatives),** SDG #17 Partnership for the Goals (44 initiatives), SDG #5 Gender Equality (43 initiatives), and SDG #9 Industry, Innovation & Infrastructure (43 initiatives).

HIGHLIGHTS



- **UPLB affirmed its commitment to exemplary public service delivery through some notable projects** for this reporting period, such as the Sustainable Indoor Farm for Growing Leafy Vegetables using Artificial Lighting (SIGLA): a modular, weatherproof vertical farm developed to promote urban agriculture, and the celebration of Women's Month 2025 by collaborating with the Health Promotion Program of UP Manila to improve HPV vaccination rates among adolescents in Laguna and reduce the risk of cervical cancer.
- The Department of Social Development Services partnered with the UP Alumni Association Palawan Chapter for Oplan Damayan, a donation drive for the flood victims of Palawan.

UP LOS BAÑOS PUBLIC SERVICE PROJECTS FROM JANUARY - MARCH 2025



Types and Number of Public Service Projects

49 Information Dissemination

39 Service to University

29 Direct Service Provision

19 Networks and Linkages

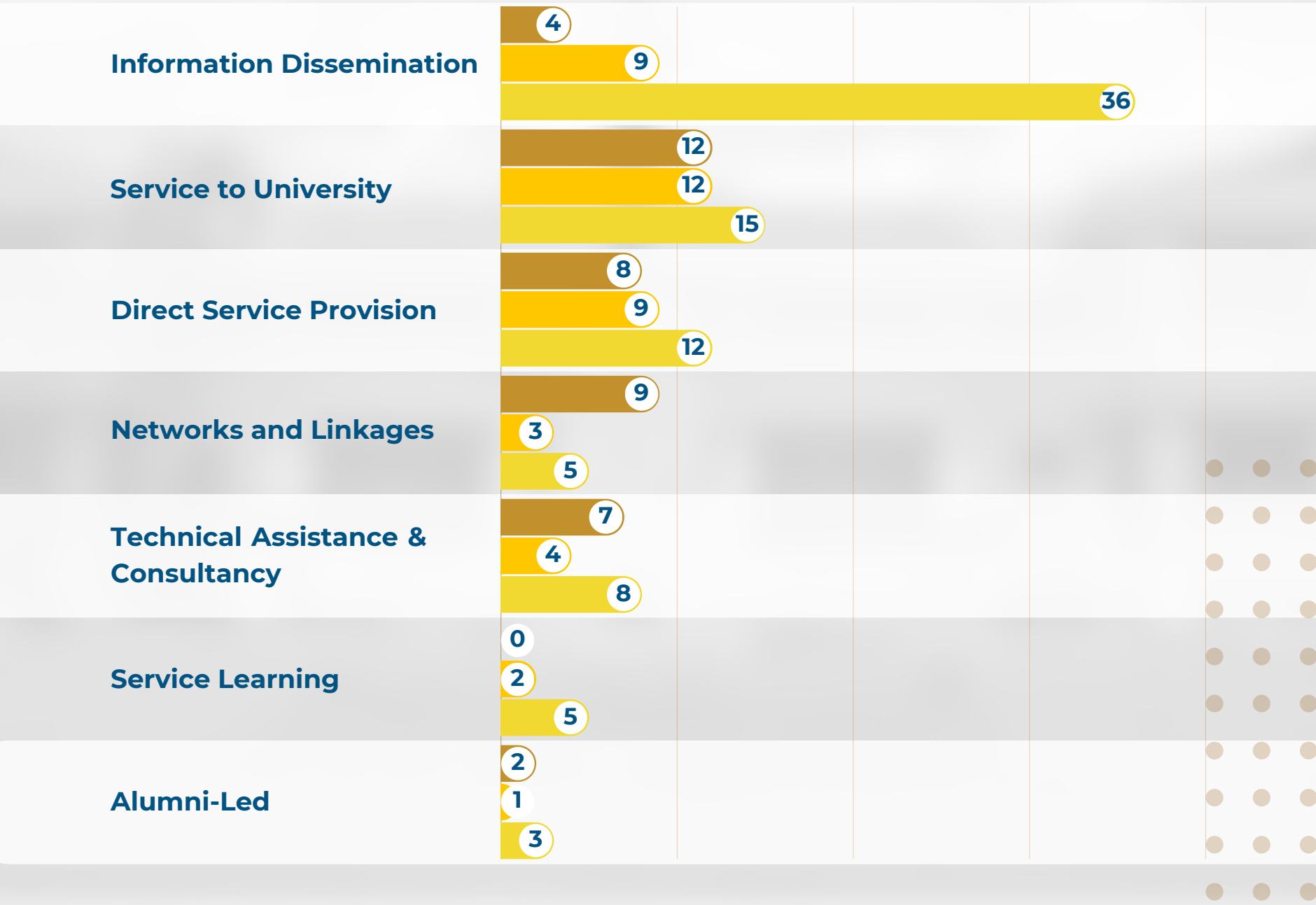
17 Technical Assistance &
Consultancy

7 Service Learning

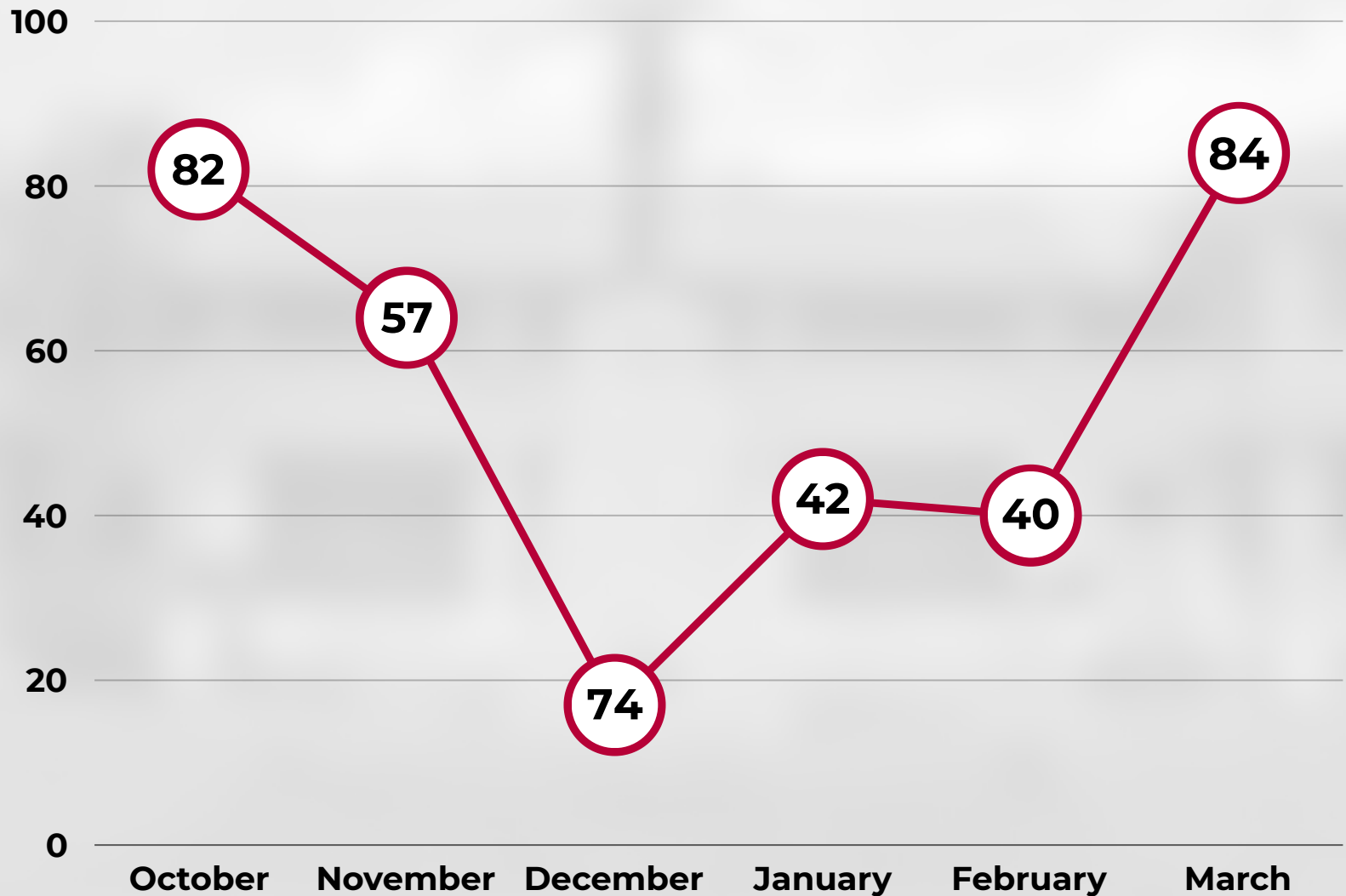
6 Alumni-Led

166 TOTAL # OF PS PROJECTS

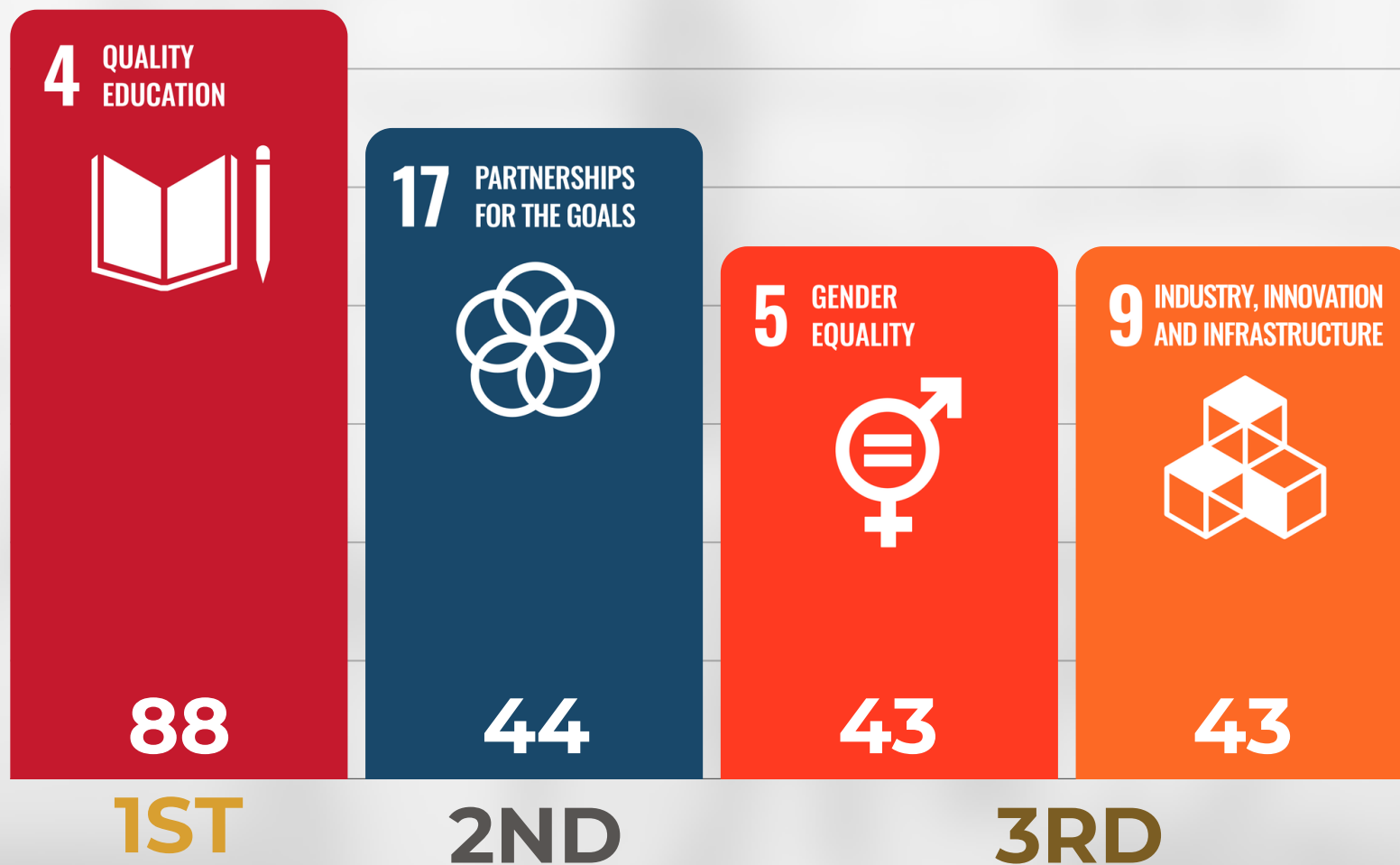
COMPARISON OF UP LOS BAÑOS PUBLIC SERVICE PROJECTS: JANUARY - MARCH 2025



NUMBER OF UP LOS BAÑOS' PUBLIC SERVICE PROJECTS PER MONTH



THE TOP 3 SUSTAINABLE DEVELOPMENT GOALS PRESENT IN THE PS INITIATIVES OF UP LOS BAÑOS FROM JANUARY - MARCH 2025



TOTAL NUMBER OF SDG'S PRESENT IN THE PS INITIATIVES OF UP LOS BAÑOS FROM JANUARY - MARCH 2025

#	SUSTAINABLE DEV'T GOAL	JAN	FEB	MAR	TOTAL
1	NO POVERTY	2	0	4	6
2	ZERO HUNGER	3	0	4	7
3	GOOD HEALTH AND WELL-BEING	6	3	9	18
4	QUALITY EDUCATION	21	27	40	88
5	GENDER EQUALITY	1	1	41	43
6	CLEAN WATER AND SANITATION	1	0	1	2
7	AFFORDABLE AND CLEAN ENERGY	1	3	3	7
8	DECENT WORK AND ECONOMIC GROWTH	13	5	8	26

#	SUSTAINABLE DEV'T GOAL	JAN	FEB	MAR	TOTAL
9	INDUSTRIES, INNOVATION AND INFRASTRUCTURE	20	8	15	43
10	REDUCED INEQUALITIES	3	1	11	15
11	SUSTAINABLE CITIES AND COMMUNITIES	15	7	15	37
12	RESPONSIBLE CONSUMPTION AND PRODUCTION	1	4	3	8
13	CLIMATE ACTION	5	3	5	13
14	LIFE BELOW WATER	4	2	4	10
15	LIFE ON LAND	7	0	6	13
16	PEACE, JUSTICE AND STRONG INSTITUTIONS	0	7	2	9
17	PARTNERSHIPS FOR THE GOALS	17	14	13	44