

UP PADAYON

PUBLIC SERVICE REPORT



UP SYSTEM

January - March 2025

Limitations of the report: We rely heavily on each CU's social media and website for this report. If there are initiatives that are not posted but would like to be included in the report, please get in touch with us at padayon@up.edu.ph.

HIGHLIGHTS



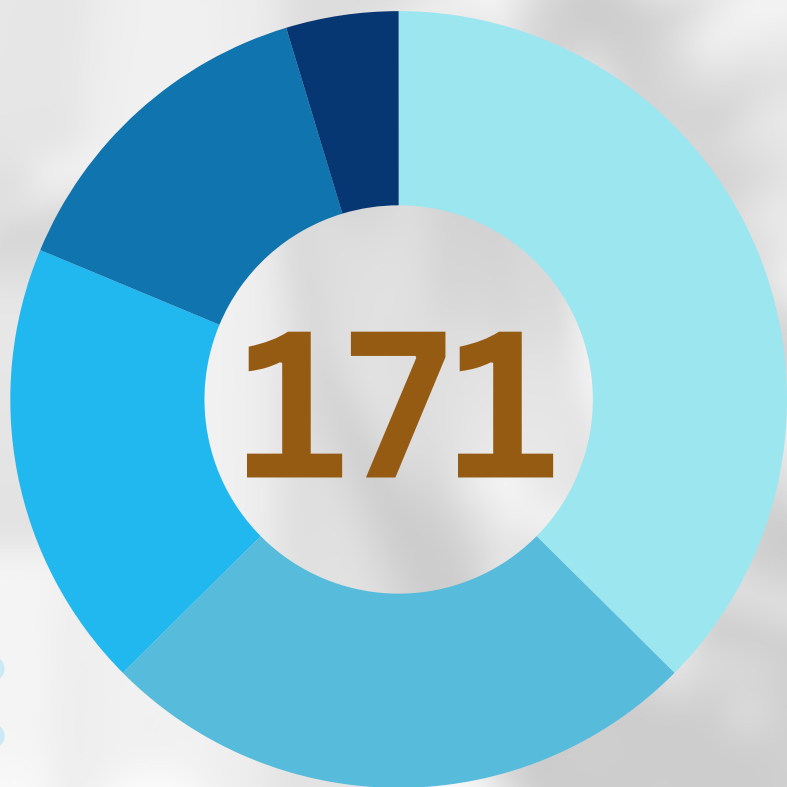
- **For the first quarter of 2025, the UP System reported an increase of 39% with 171 diverse public service initiatives** compared to the first quarter of 2024, with 123 initiatives.
- **Notable public service initiatives for this quarter include the collaboration of the UP Resilience Institute and the Municipality of Balaoan in launching a series of workshops on local planning and disaster resilience planning in January;** the Istoryahan at Taggat Sur Elementary School in Claveria, Cagayan, and the turnover of rice donations to the residents of Fuga Island by the UP Padayon Public Service Office and the offices of UP Ugnayan ng Pahinungod Baguio and System in February; and the activities of the Center for Women's and Gender Studies during the Women's Month celebration in March.

HIGHLIGHTS



- **The public service initiatives that stood out in UP Mindanao were Service to the University (41%),** followed by Direct Service Provision (19%), and then Information Dissemination (17%).
- **The UP System has undertaken numerous public service initiatives to contribute towards achieving the UN Sustainable Development Goals (SDGs). 110 of these initiatives focus on SDG 4 (Quality Education),** while SDG 16 (Peace, Justice & Strong Institutions) placed second with 68. The UP System also directed 59 efforts toward SDG 10 (Reduced Inequalities). These scores demonstrate the UP System's unwavering commitment to ensuring that the SDGs are achieved at all levels and remain a top priority for the institution.

UP SYSTEM PUBLIC SERVICE PROJECTS FROM JANUARY - MARCH 2025



Types and Number of Public Service Projects

64 Information Dissemination

43 Service to University

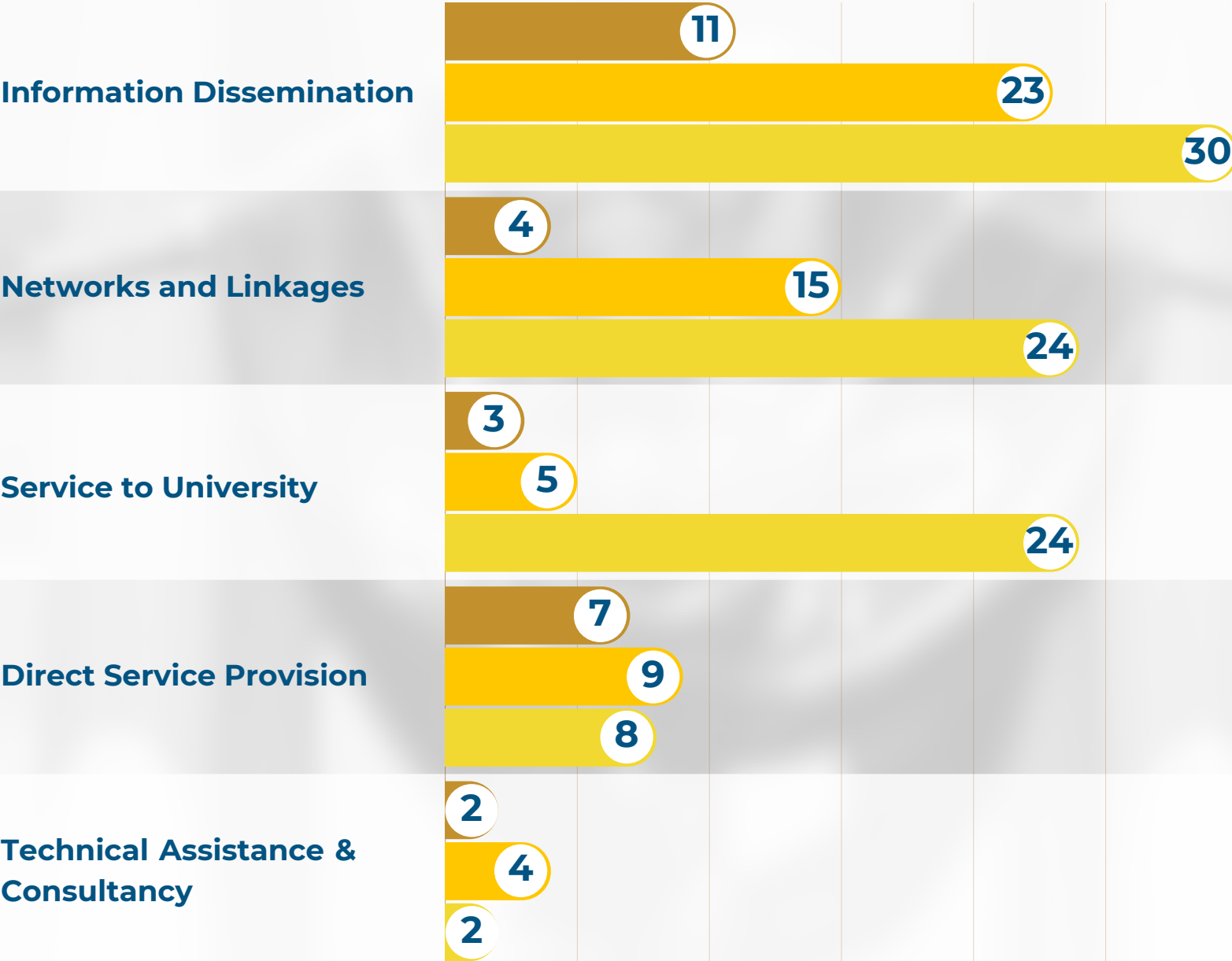
32 Technical Assistance &
Consultancy

24 Networks and Linkages

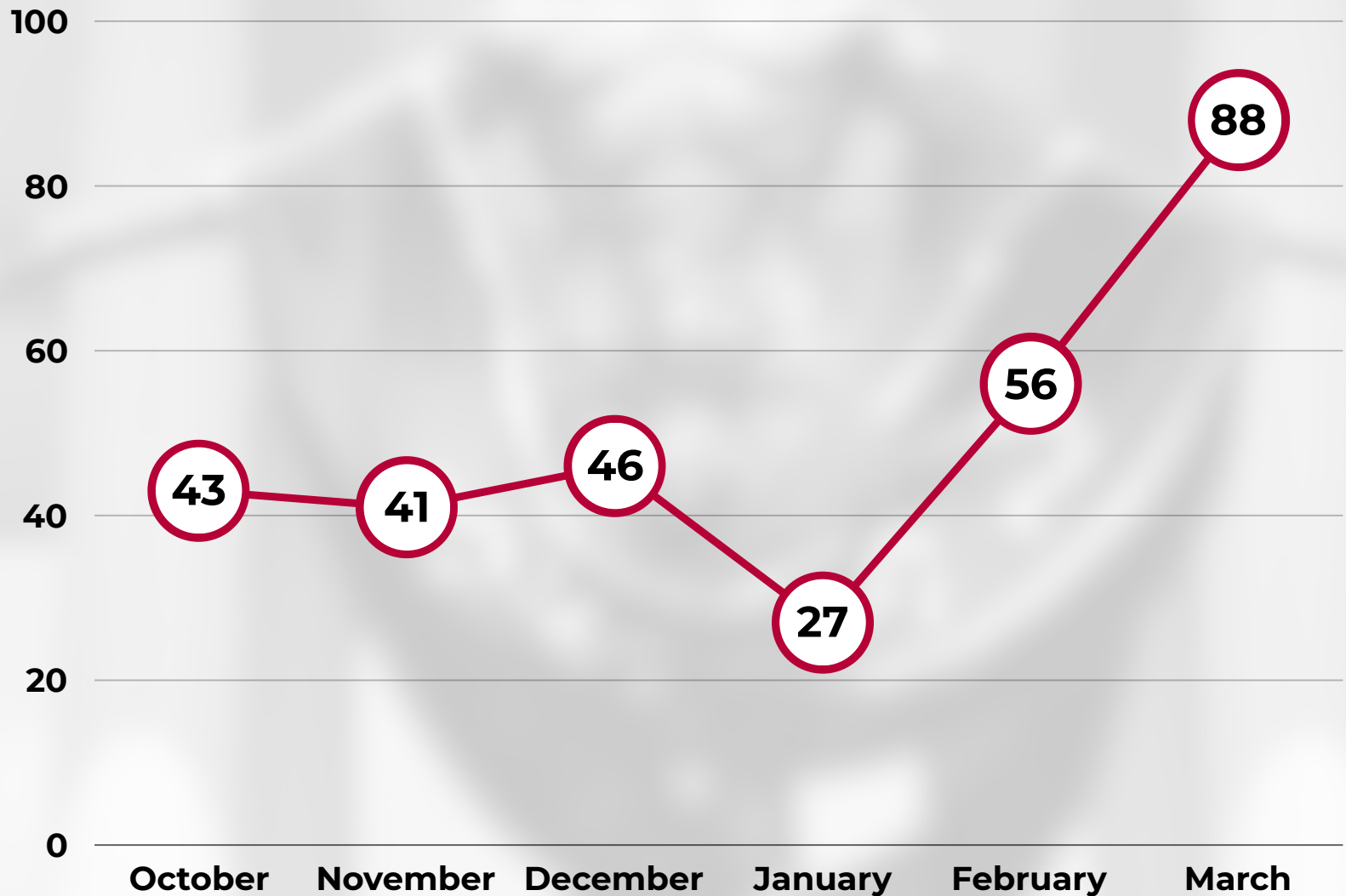
8 Direct Service Provision

171 TOTAL # OF PS PROJECTS

COMPARISON OF UP SYSTEM PUBLIC SERVICE PROJECTS: JANUARY - MARCH 2025



NUMBER OF UP SYSTEM'S PUBLIC SERVICE PROJECTS PER MONTH



**THE TOP 3 SUSTAINABLE DEVELOPMENT GOALS
PRESENT IN THE PS INITIATIVES OF UP SYSTEM
FROM JANUARY - MARCH 2025**



TOTAL NUMBER OF SDG'S PRESENT IN THE PS INITIATIVES OF UP SYSTEM FROM JANUARY - MARCH 2025

#	SUSTAINABLE DEV'T GOAL	JAN	FEB	MAR	TOTAL
1	NO POVERTY	3	4	4	11
2	ZERO HUNGER	1	2	4	7
3	GOOD HEALTH AND WELL-BEING	3	7	7	17
4	QUALITY EDUCATION	21	39	50	110
5	GENDER EQUALITY	5	10	22	37
6	CLEAN WATER AND SANITATION	1	2	2	5
7	AFFORDABLE AND CLEAN ENERGY	0	1	0	1
8	DECENT WORK AND ECONOMIC GROWTH	3	9	14	26

#	SUSTAINABLE DEV'T GOAL	JAN	FEB	MAR	TOTAL
9	INDUSTRIES, INNOVATION AND INFRASTRUCTURE	4	10	6	20
10	REDUCED INEQUALITIES	6	17	36	59
11	SUSTAINABLE CITIES AND COMMUNITIES	11	15	26	52
12	RESPONSIBLE CONSUMPTION AND PRODUCTION	1	1	4	6
13	CLIMATE ACTION	7	12	7	26
14	LIFE BELOW WATER	2	2	2	6
15	LIFE ON LAND	4	9	7	20
16	PEACE, JUSTICE AND STRONG INSTITUTIONS	11	22	35	68
17	PARTNERSHIPS FOR THE GOALS	3	7	8	18