

# UP PADAYON

## PUBLIC SERVICE REPORT



# UP TACLOBAN

January - March 2025

**Limitations of the report:** We rely heavily on each CU's social media and website for this report. If there are initiatives that are not posted but would like to be included in the report, please get in touch with us at [padayon@up.edu.ph](mailto:padayon@up.edu.ph).

# HIGHLIGHTS



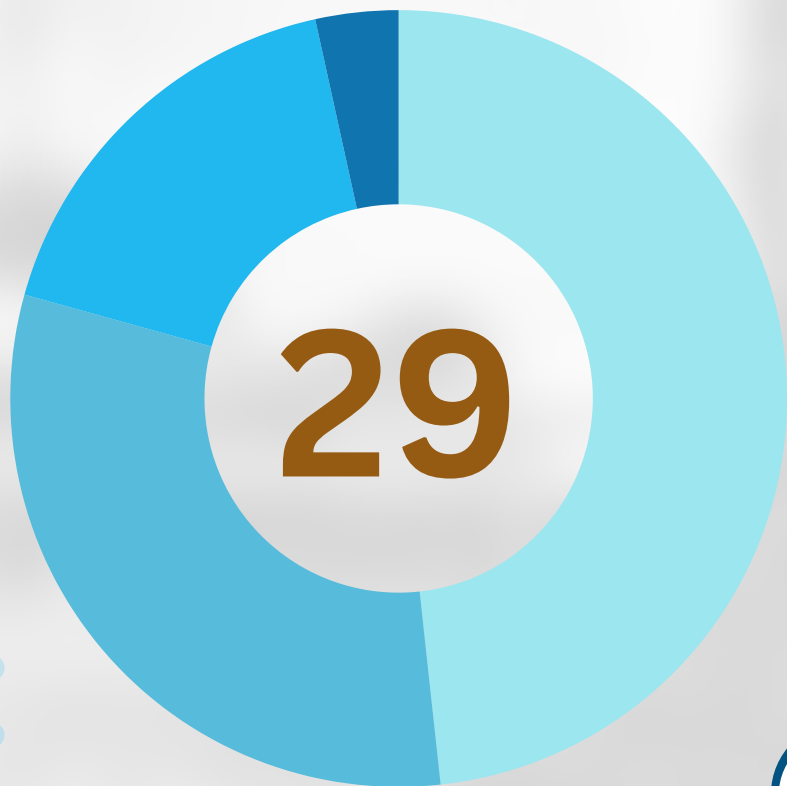
- For the first quarter of 2025, UP Tacloban College reported a **decrease of 12% with 29 diverse public service initiatives compared to the first quarter of 2024, with 33 initiatives.**
- **Some notable public service initiatives for the quarter include the collaboration of UP Tacloban Ugnayan ng Pahinungod and the BA Psychology faculty for the conduct of a three-day hybrid training on Mental Health and Psychosocial Support (MHPSS) for PWDs and parents of children with disabilities in January;** UP Tacloban Ugnayan ng Pahinungód's public service caravan, which provided free legal aid, medical services, a dance workshop, and MHPSS activities for Barangay Sta. Elena residents in February, and the public service activities of various UP Tacloban offices and units for the Women's Month celebration in March.

# HIGHLIGHTS



- **Service to the university (48%), direct service provision (31%), and information dissemination activities (17%)** through lectures and workshops **constitute the highest number of public service activities** conducted by UP Tacloban College.
- **UP Tacloban College has undertaken numerous public service initiatives to contribute towards achieving the UN Sustainable Development Goals (SDGs). 27 initiatives focus on SDG 4 (Quality Education),** followed by 17 initiatives for SDG 10 (Reduced Inequalities). The College also directed 12 efforts toward SDG 5 (Gender Equality). These scores highlight the institution's unwavering commitment to prioritizing the achievement of SDGs across all levels.

## UP TACLOBAN PUBLIC SERVICE PROJECTS FROM JANUARY - MARCH 2025



### Types and Number of Public Service Projects

**14** Service to University

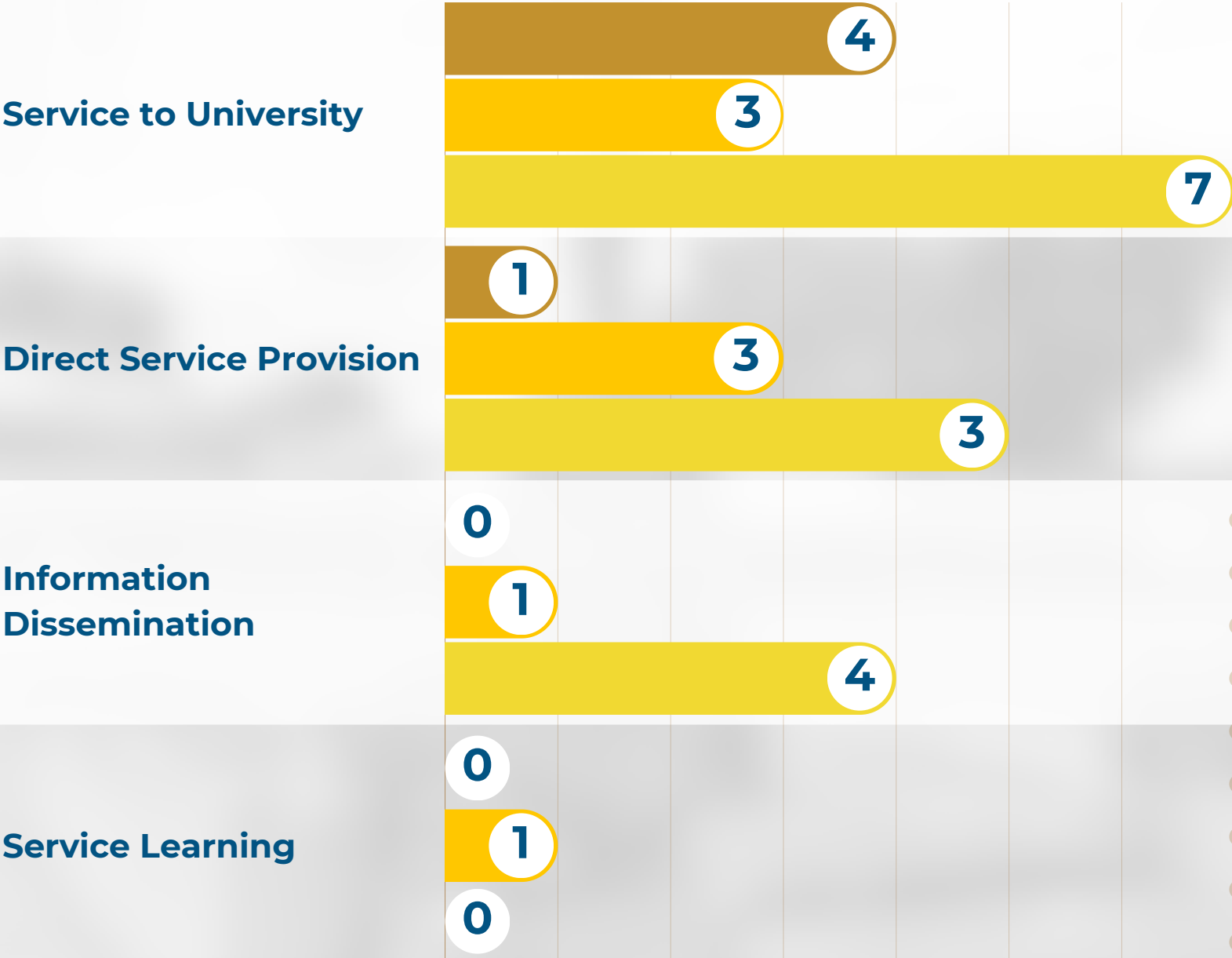
**9** Direct Service Provision

**5** Information Dissemination

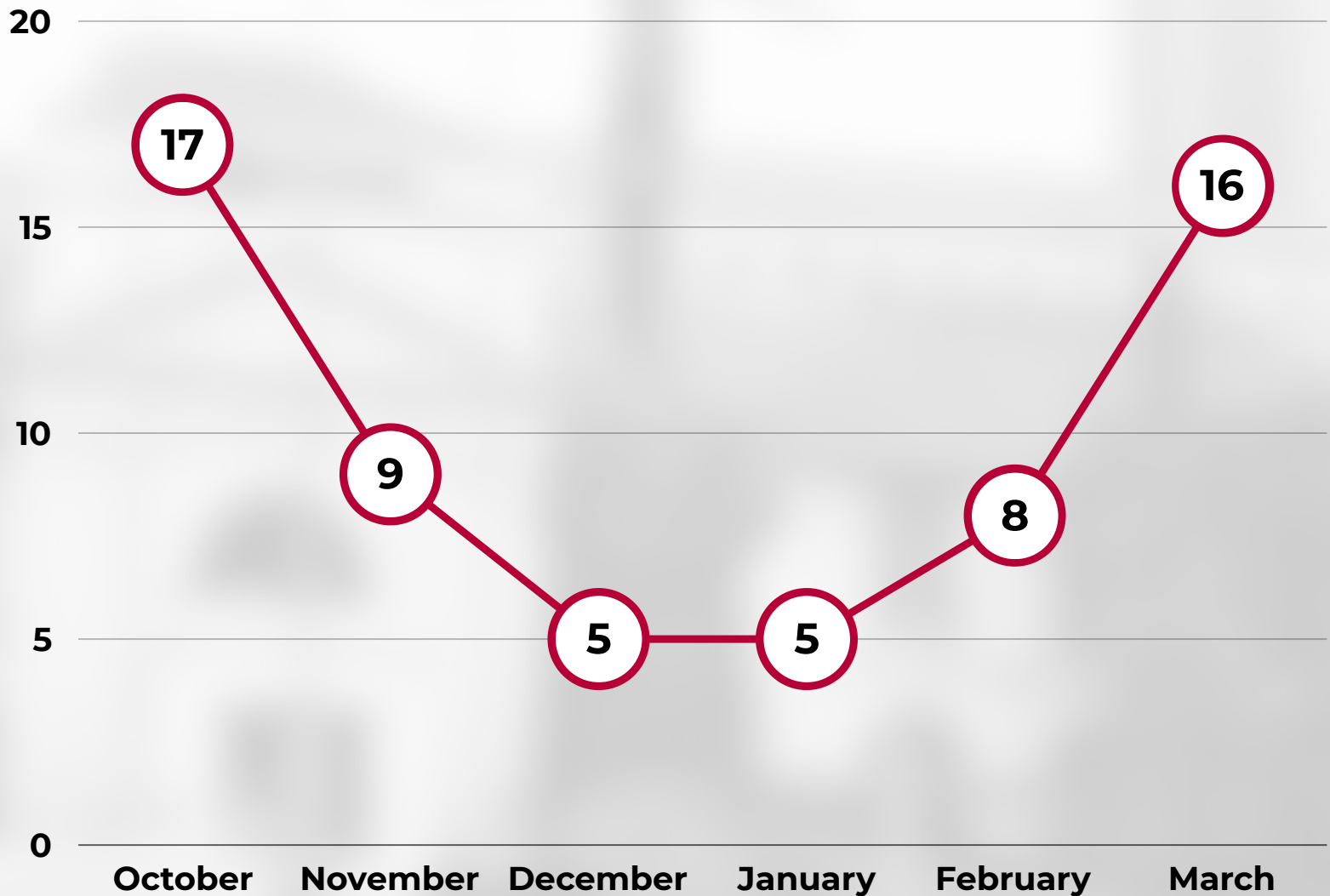
**1** Service Learning

**29** TOTAL # OF PS PROJECTS

# COMPARISON OF UP TACLOBAN PUBLIC SERVICE PROJECTS: JANUARY - MARCH 2025



## NUMBER OF UP TACLOBAN'S PUBLIC SERVICE PROJECTS PER MONTH



**THE TOP 3 SUSTAINABLE DEVELOPMENT GOALS  
PRESENT IN THE PS INITIATIVES OF UP TACLOBAN  
FROM JANUARY - MARCH 2025**



# TOTAL NUMBER OF SDG'S PRESENT IN THE PS INITIATIVES OF UP TACLOBAN FROM JANUARY - MARCH 2025

#	SUSTAINABLE DEV'T GOAL	JAN	FEB	MAR	TOTAL
1	NO POVERTY	2	2	3	7
2	ZERO HUNGER	0	1	0	1
3	GOOD HEALTH AND WELL-BEING	3	1	3	7
4	QUALITY EDUCATION	5	8	14	27
5	GENDER EQUALITY	1	3	8	12
6	CLEAN WATER AND SANITATION	0	0	0	0
7	AFFORDABLE AND CLEAN ENERGY	0	0	0	0
8	DECENT WORK AND ECONOMIC GROWTH	1	0	1	2



#	SUSTAINABLE DEV'T GOAL	JAN	FEB	MAR	TOTAL
9	INDUSTRIES, INNOVATION AND INFRASTRUCTURE	1	0	0	1
10	REDUCED INEQUALITIES	1	4	12	17
11	SUSTAINABLE CITIES AND COMMUNITIES	1	7	2	10
12	RESPONSIBLE CONSUMPTION AND PRODUCTION	0	1	0	1
13	CLIMATE ACTION	0	0	1	1
14	LIFE BELOW WATER	0	0	0	0
15	LIFE ON LAND	0	0	0	0
16	PEACE, JUSTICE AND STRONG INSTITUTIONS	1	1	2	4
17	PARTNERSHIPS FOR THE GOALS	0	0	0	0