

# UP PADAYON

## PUBLIC SERVICE REPORT



# UP VISAYAS

January - March 2025

**Limitations of the report:** We rely heavily on each CU's social media and website for this report. If there are initiatives that are not posted but would like to be included in the report, please get in touch with us at [padayon@up.edu.ph](mailto:padayon@up.edu.ph).

# HIGHLIGHTS



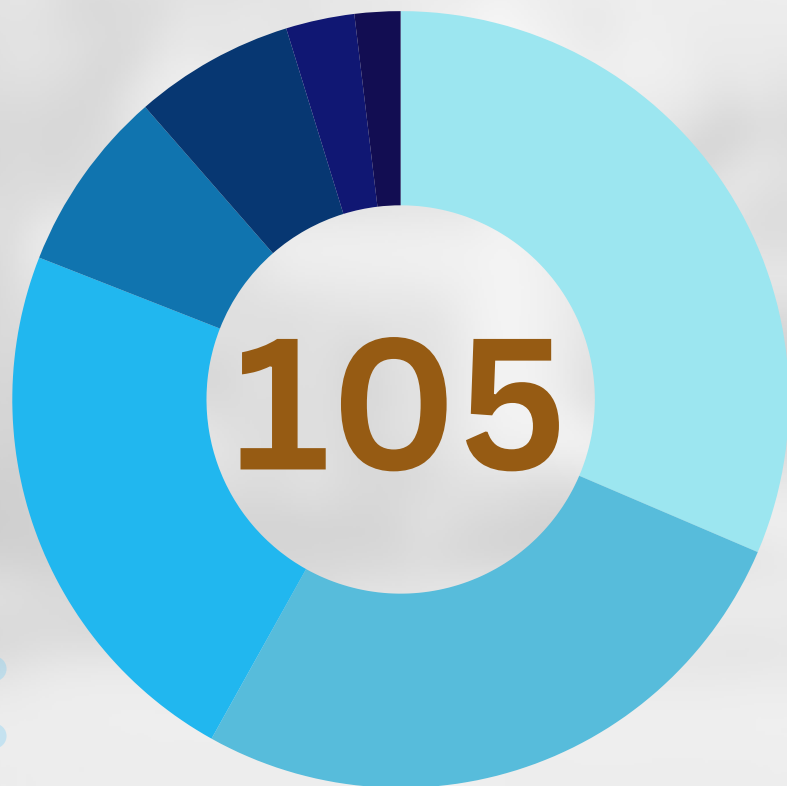
- **For the first quarter of 2025, UP Visayas (UPV) mobilized 105 public service initiatives.** This signifies a 31% increase in the number of public service initiatives conducted in the same quarter of 2024.
- Out of the 105 public service initiatives, three categories stood out, namely: **Service to University (33 initiatives), Direct Service Provision (28 initiatives), and Information Dissemination (24 initiatives).**
- **UP Visayas alumni group “UPV Virgils” remains steadfast in their public service of distributing food packs for UPV students,** benefitting over 25 students in the past year since the group’s inception.

# HIGHLIGHTS



- **UP Hamili-Hamília, a student organization from UPV, echoed its advocacy for student empowerment and civic consciousness through a medical mission for the Ati indigenous community in February.** In collaboration with WVSU-MAARAM and WVSU Asian Medical Students Association, UP Hamili-Hamília provided free medical, dental, and care services to over 200 Ati beneficiaries across 48 households in the community.
- **UP Visayas affirms its participation in the fulfillment of UN's Sustainable Development Goals (SDG) through its endeavors, greatly contributing to SDG #4 Quality Education (87 initiatives), SDG #11 Sustainable Cities & Communities (30 initiatives), and SDG #8 Decent Work & Economic Growth (27 initiatives).**

## UP VISAYAS PUBLIC SERVICE PROJECTS FROM JANUARY - MARCH 2025



### Types and Number of Public Service Projects

**33** Information Dissemination

**28** Service to University

**24** Direct Service Provision

**8** Networks and Linkages

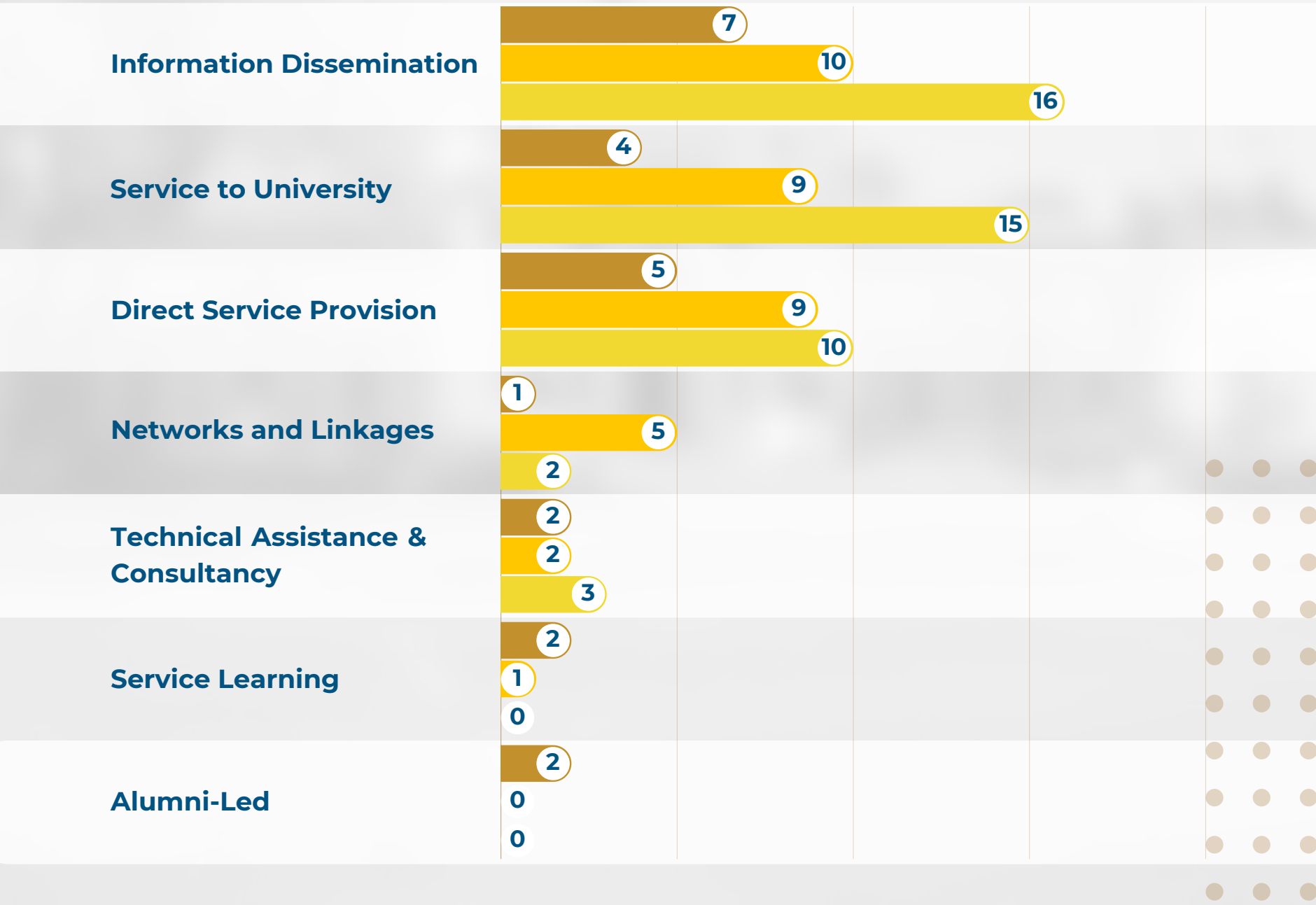
**7** Technical Assistance &  
Consultancy

**3** Service Learning

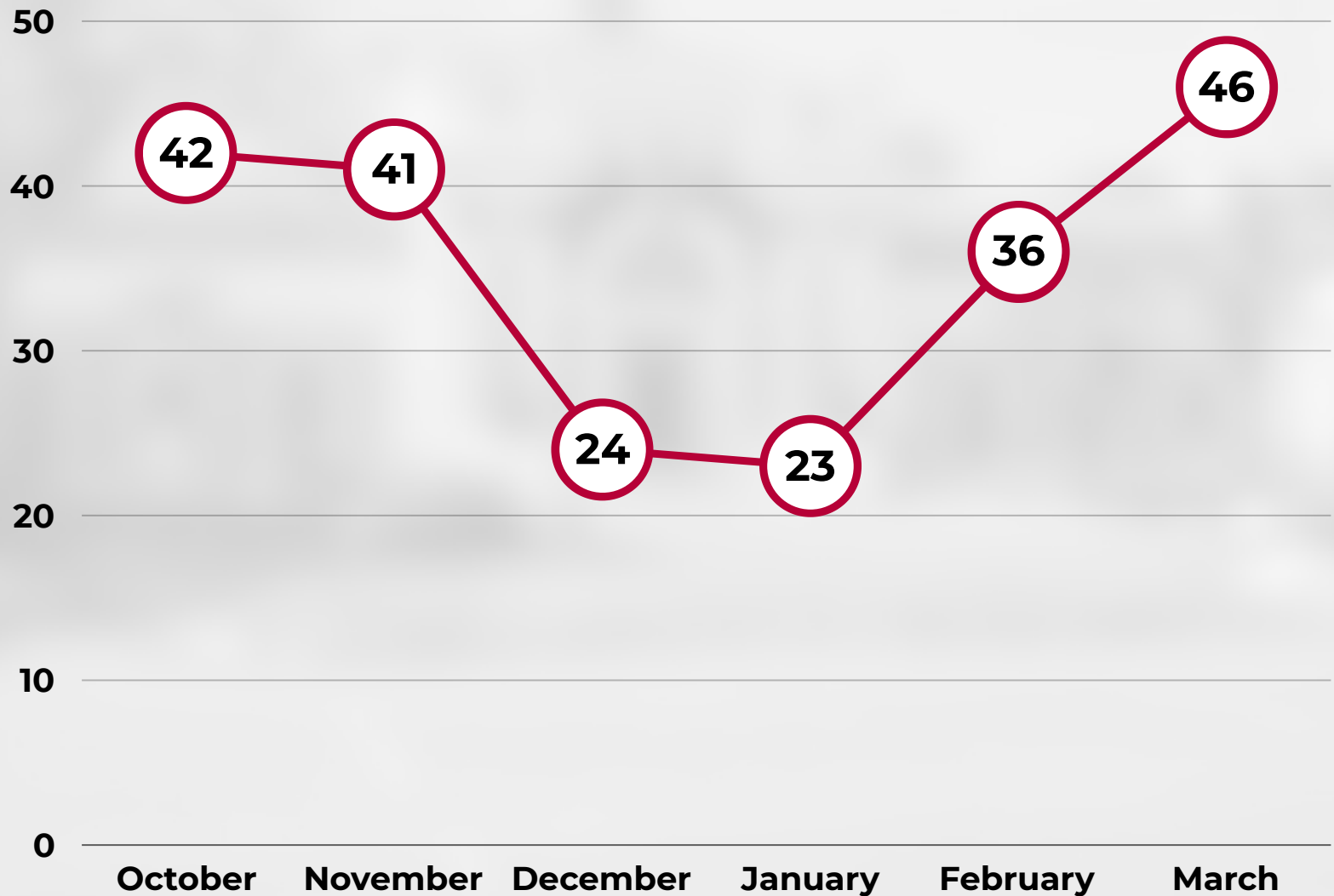
**2** Alumni-Led

**105** TOTAL # OF PS PROJECTS

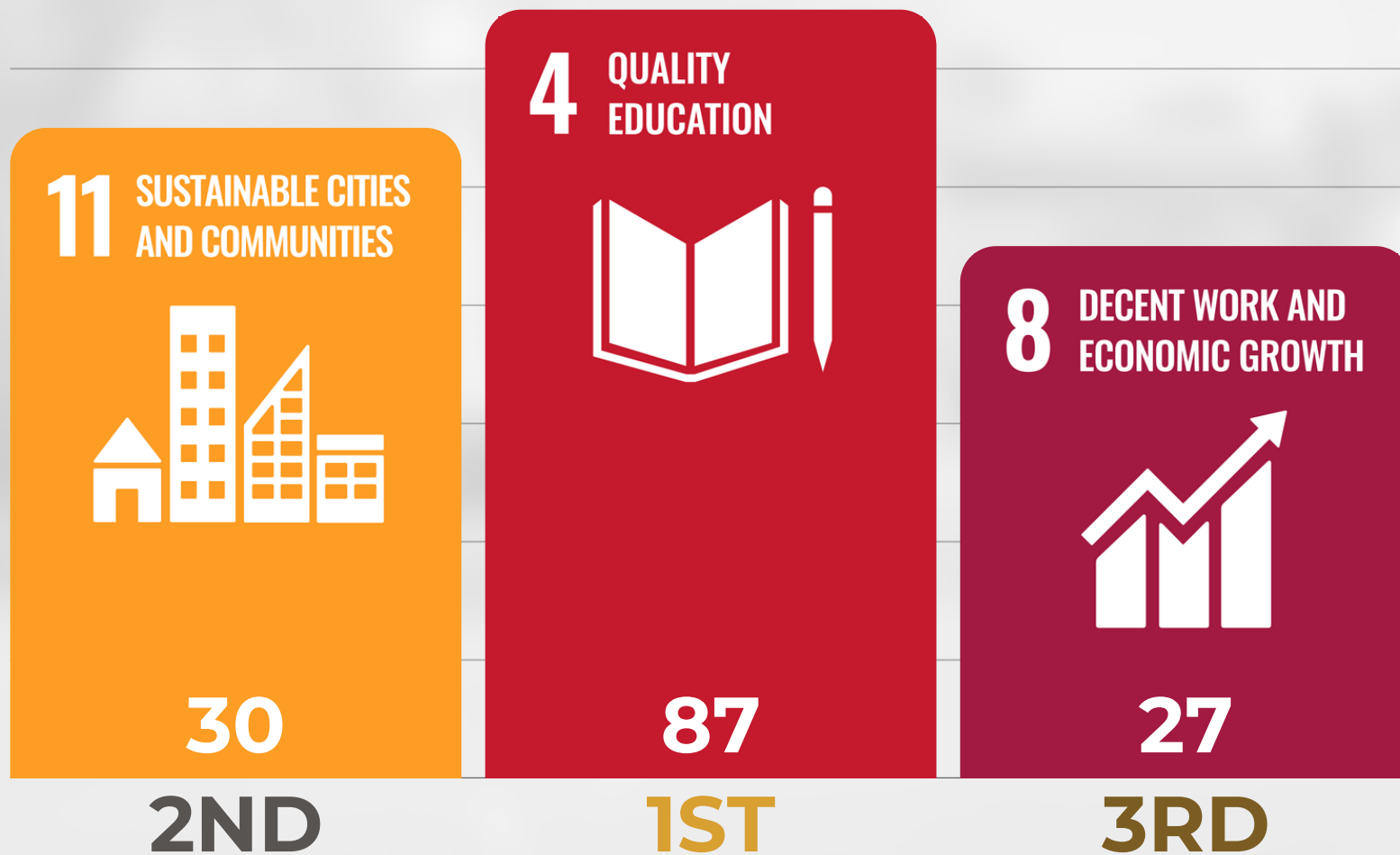
# COMPARISON OF UP VISAYAS PUBLIC SERVICE PROJECTS: JANUARY - MARCH 2025



## NUMBER OF UP VISAYAS' PUBLIC SERVICE PROJECTS PER MONTH



# THE TOP 3 SUSTAINABLE DEVELOPMENT GOALS PRESENT IN THE PS INITIATIVES OF UP VISAYAS FROM JANUARY - MARCH 2025



# TOTAL NUMBER OF SDG'S PRESENT IN THE PS INITIATIVES OF UP VISAYAS FROM JANUARY - MARCH 2025

#	SUSTAINABLE DEV'T GOAL	JAN	FEB	MAR	TOTAL
1	NO POVERTY	1	0	1	2
2	ZERO HUNGER	1	2	0	3
3	GOOD HEALTH AND WELL-BEING	0	1	7	8
4	QUALITY EDUCATION	15	31	41	87
5	GENDER EQUALITY	0	2	10	12
6	CLEAN WATER AND SANITATION	0	0	0	0
7	AFFORDABLE AND CLEAN ENERGY	0	0	0	0
8	DECENT WORK AND ECONOMIC GROWTH	6	6	15	27



#	SUSTAINABLE DEV'T GOAL	JAN	FEB	MAR	TOTAL
9	INDUSTRIES, INNOVATION AND INFRASTRUCTURE	7	8	7	22
10	REDUCED INEQUALITIES	0	4	10	14
11	SUSTAINABLE CITIES AND COMMUNITIES	7	11	12	30
12	RESPONSIBLE CONSUMPTION AND PRODUCTION	1	0	1	2
13	CLIMATE ACTION	0	1	0	1
14	LIFE BELOW WATER	9	11	5	25
15	LIFE ON LAND	0	2	1	3
16	PEACE, JUSTICE AND STRONG INSTITUTIONS	3	5	3	11
17	PARTNERSHIPS FOR THE GOALS	4	9	4	17