

UP PADAYON

PUBLIC SERVICE REPORT



UP CEBU

April - June 2025

Limitations of the report: We rely heavily on each CU's social media and website for this report. If there are initiatives that are not posted but would like to be included in the report, please get in touch with us at padayon@up.edu.ph.

HIGHLIGHTS



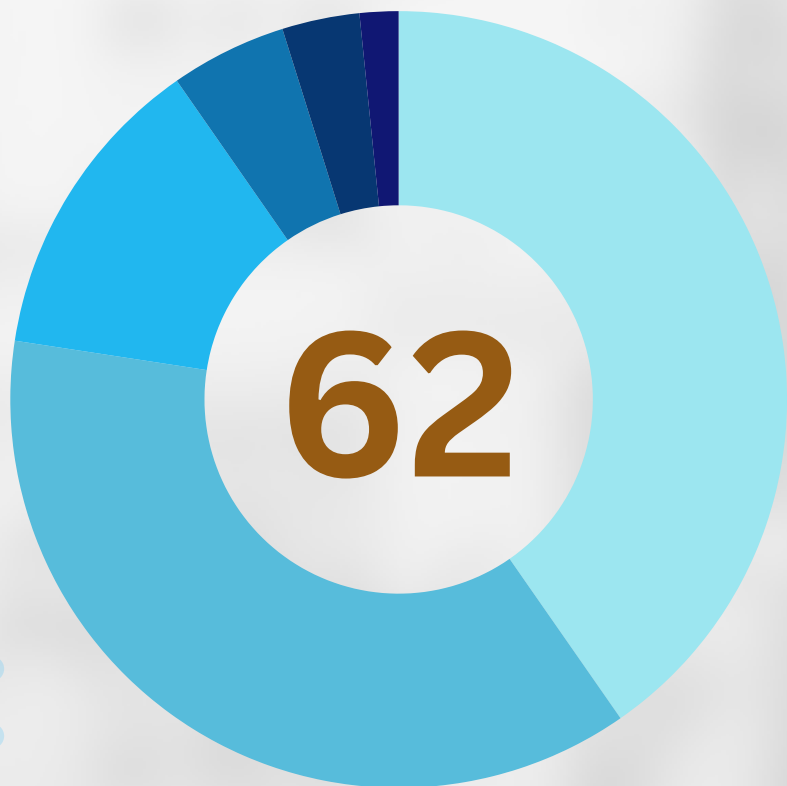
- **UP Cebu's total public service initiatives for the second quarter of 2025 were 62**, indicating an 8% increase from the first quarter of the year.
- **Direct Service Provision (40%) stood out among the public service initiatives**, followed by Information Dissemination (37%), and Service to University (13%).
- **The public service initiatives of UP Cebu made the greatest impact on Sustainable Development Goal (SDG) #4 Quality Education (46)**, followed by SDG #10 Reduced Inequalities (11) and SDG #17 Partnerships for the Goals (9).

HIGHLIGHTS



- **Notable public service initiatives from UP Cebu included the Leadership Training-Workshop on Parliamentary Procedures and Conflict Resolution at Subangdaku Technical Vocational School**, designed to equip Supreme Student Government officers with essential skills for effective leadership and conflict resolution, and the Free Action Research Coaching: Planning the Topic and Methodology for partner schools. Both initiatives were organized by UP Cebu Ugnayan ng Pahinungód.

UP CEBU PUBLIC SERVICE PROJECTS FROM APRIL - JUNE 2025



Types and Number of Public Service Projects

25 Direct Service Provision

23 Information Dissemination

8 Service to University

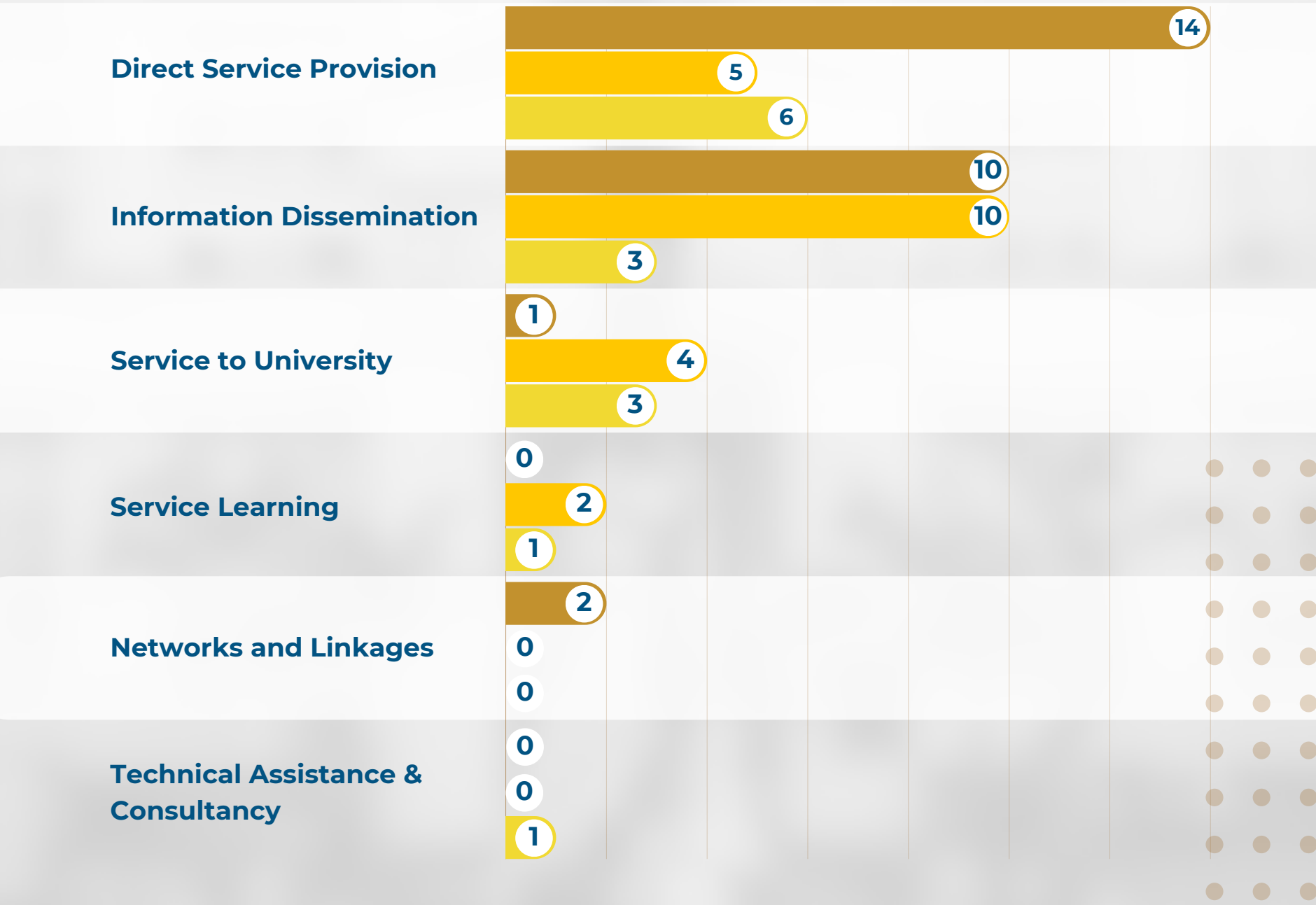
3 Service Learning

2 Networks and Linkages

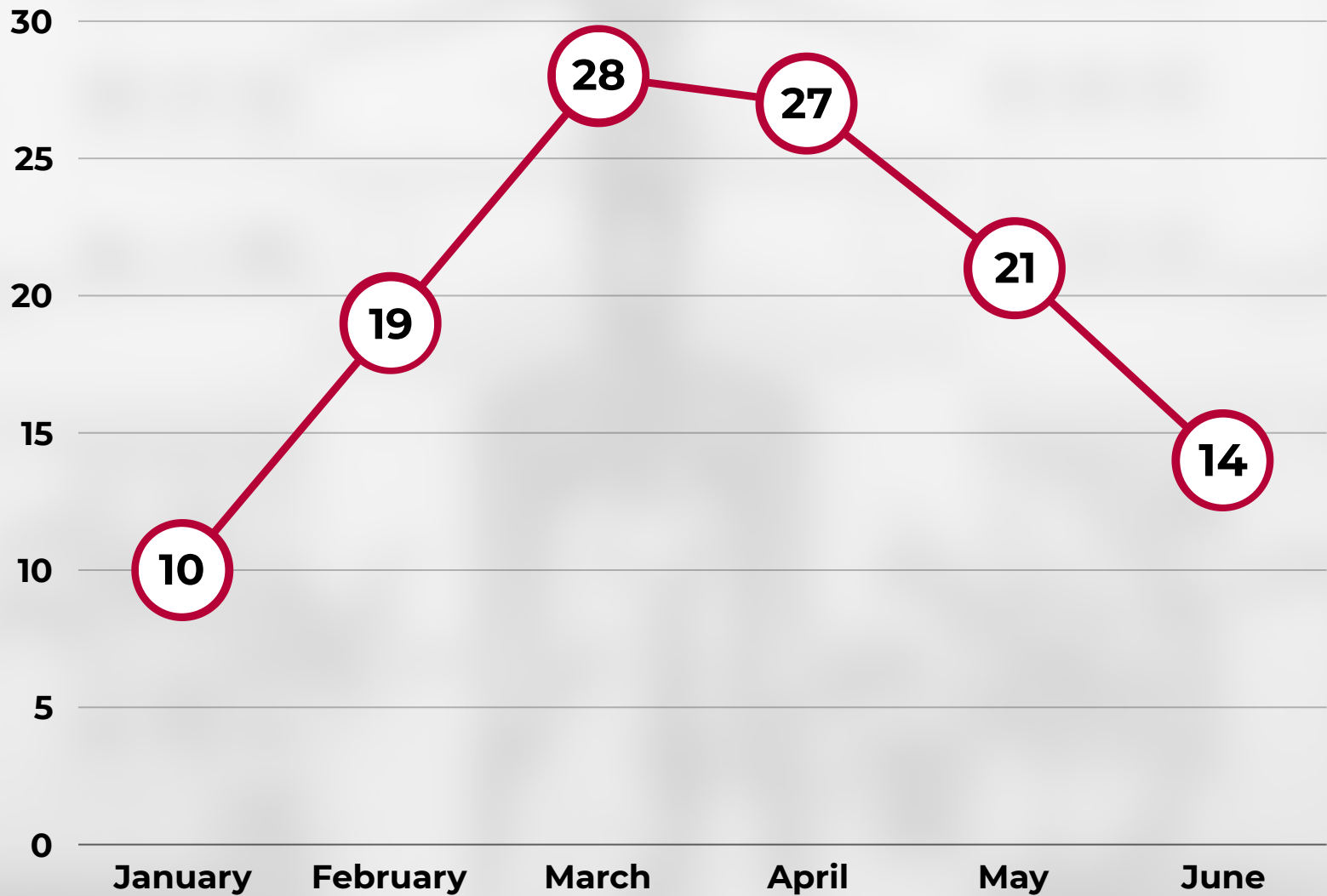
1 Technical Assistance &
Consultancy

62 TOTAL # OF PS PROJECTS

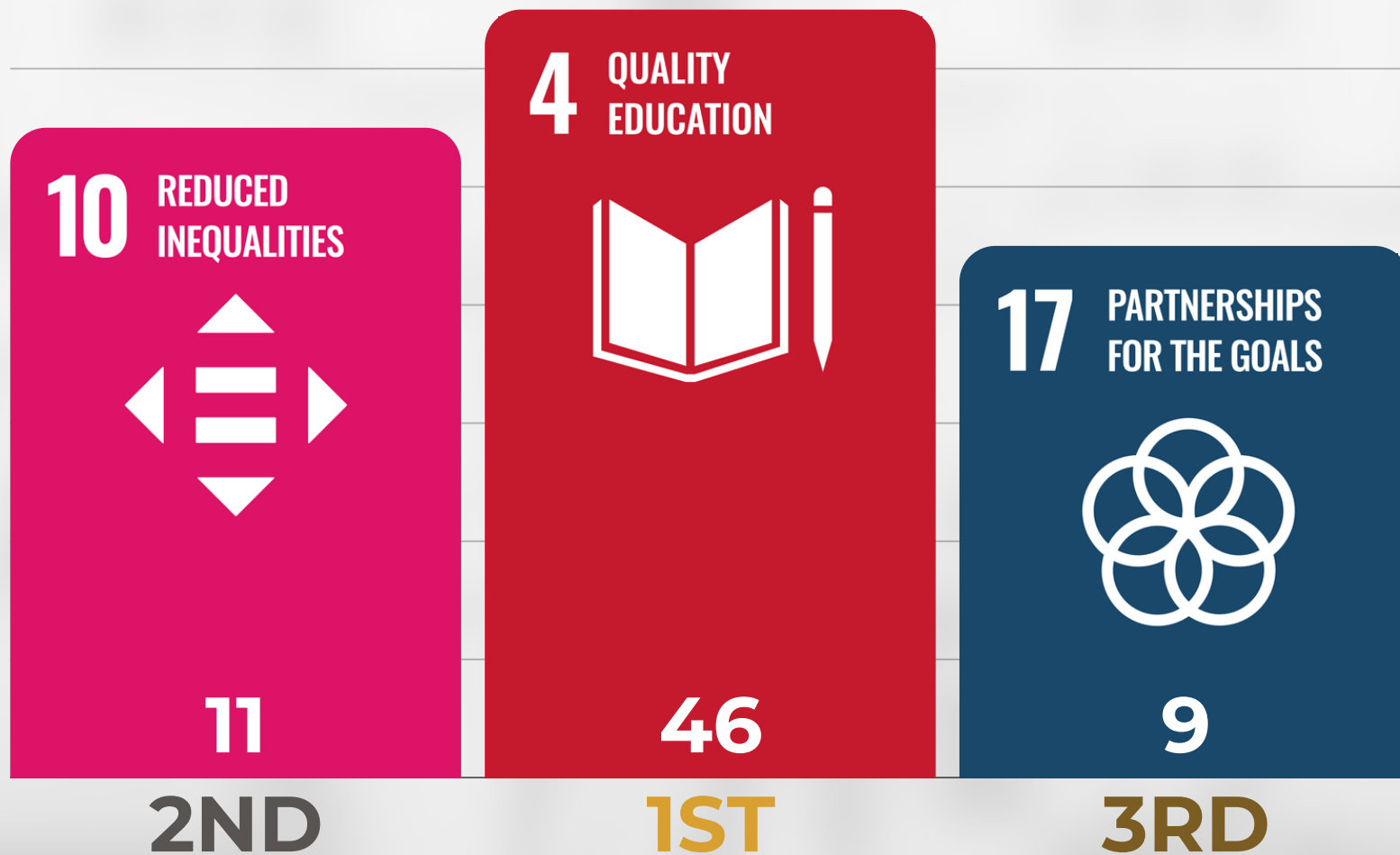
COMPARISON OF CEBU PUBLIC SERVICE PROJECTS: APRIL - JUNE 2025



NUMBER OF UP CEBU'S PUBLIC SERVICE PROJECTS PER MONTH



**THE TOP 3 SUSTAINABLE DEVELOPMENT GOALS
PRESENT IN THE PS INITIATIVES OF UP CEBU
FROM APRIL TO JUNE 2025**



TOTAL NUMBER OF SDG'S PRESENT IN THE PS INITIATIVES OF UP CEBU FROM APRIL - JUNE 2025

#	SUSTAINABLE DEV'T GOAL	APR	MAY	JUN	TOTAL
1	NO POVERTY	0	0	0	0
2	ZERO HUNGER	0	0	0	0
3	GOOD HEALTH AND WELL-BEING	4	2	0	6
4	QUALITY EDUCATION	20	16	10	46
5	GENDER EQUALITY	0	0	0	0
6	CLEAN WATER AND SANITATION	0	0	0	0
7	AFFORDABLE AND CLEAN ENERGY	0	0	0	0
8	DECENT WORK AND ECONOMIC GROWTH	3	0	0	3

#	SUSTAINABLE DEV'T GOAL	APR	MAY	JUN	TOTAL
9	INDUSTRIES, INNOVATION AND INFRASTRUCTURE	3	0	2	5
10	REDUCED INEQUALITIES	4	3	4	11
11	SUSTAINABLE CITIES AND COMMUNITIES	2	2	4	8
12	RESPONSIBLE CONSUMPTION AND PRODUCTION	0	0	0	0
13	CLIMATE ACTION	0	0	0	0
14	LIFE BELOW WATER	1	0	0	1
15	LIFE ON LAND	0	0	0	0
16	PEACE, JUSTICE AND STRONG INSTITUTIONS	1	2	2	5
17	PARTNERSHIPS FOR THE GOALS	4	2	3	9

UP

DILIMAN

UP PADAYON

PUBLIC SERVICE REPORT



UP DILIMAN

January - March 2025

Limitations of the report: We rely heavily on each CU's social media and website for this report. If there are initiatives that are not posted but would like to be included in the report, please get in touch with us at padayon@up.edu.ph.

HIGHLIGHTS



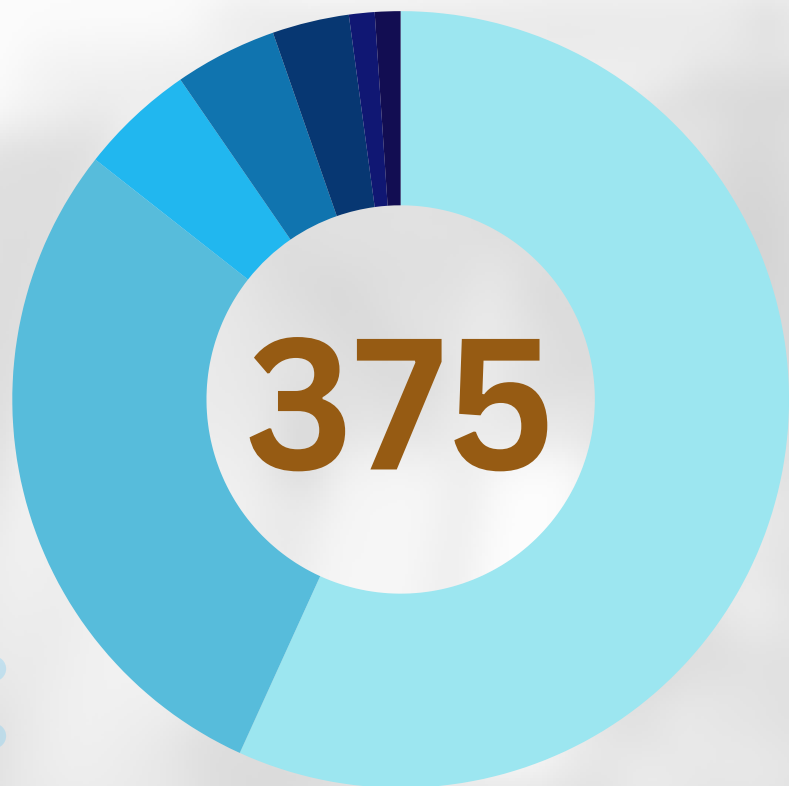
- **UP Diliman (UPD) conducted 375 public service (PS) initiatives for the 1st quarter of 2025.** This is an 86% increase compared to the same quarter last year.
- **The majority of UPD's PS initiatives, around 57% in the quarter, fell under Information Dissemination.** This was followed by Service to University with 29%, and Technical Assistance & Consultancy with 5%.
- **Notable Initiative:** Students from the UPD College of Engineering Electrical and Electronics Engineering Institute designed an electric-powered propulsion system for bangkas, the country's traditional rural fishing boats.

HIGHLIGHTS



- **Alumni-led:** The UP Gamma Sigma Pi Fraternity Alumni Association, Inc. signed a supplemental MOA with UPD for the expansion of their scholarship program for UP students.
- **Majority of UP Diliman's PS initiatives for the period fell under SDG 4 (Quality Education), with 316 initiatives.** This was followed by SDG 3 (Good Health and Well-Being) with 69 initiatives, and SDG 17 (Partnerships for the Goals) with 50 initiatives.

UP DILIMAN PUBLIC SERVICE PROJECTS FROM JANUARY - MARCH 2025



Types and Number of Public Service Projects

213 Information Dissemination

108 Service to University

18 Technical Assistance &
Consultancy

16 Direct Service Provision

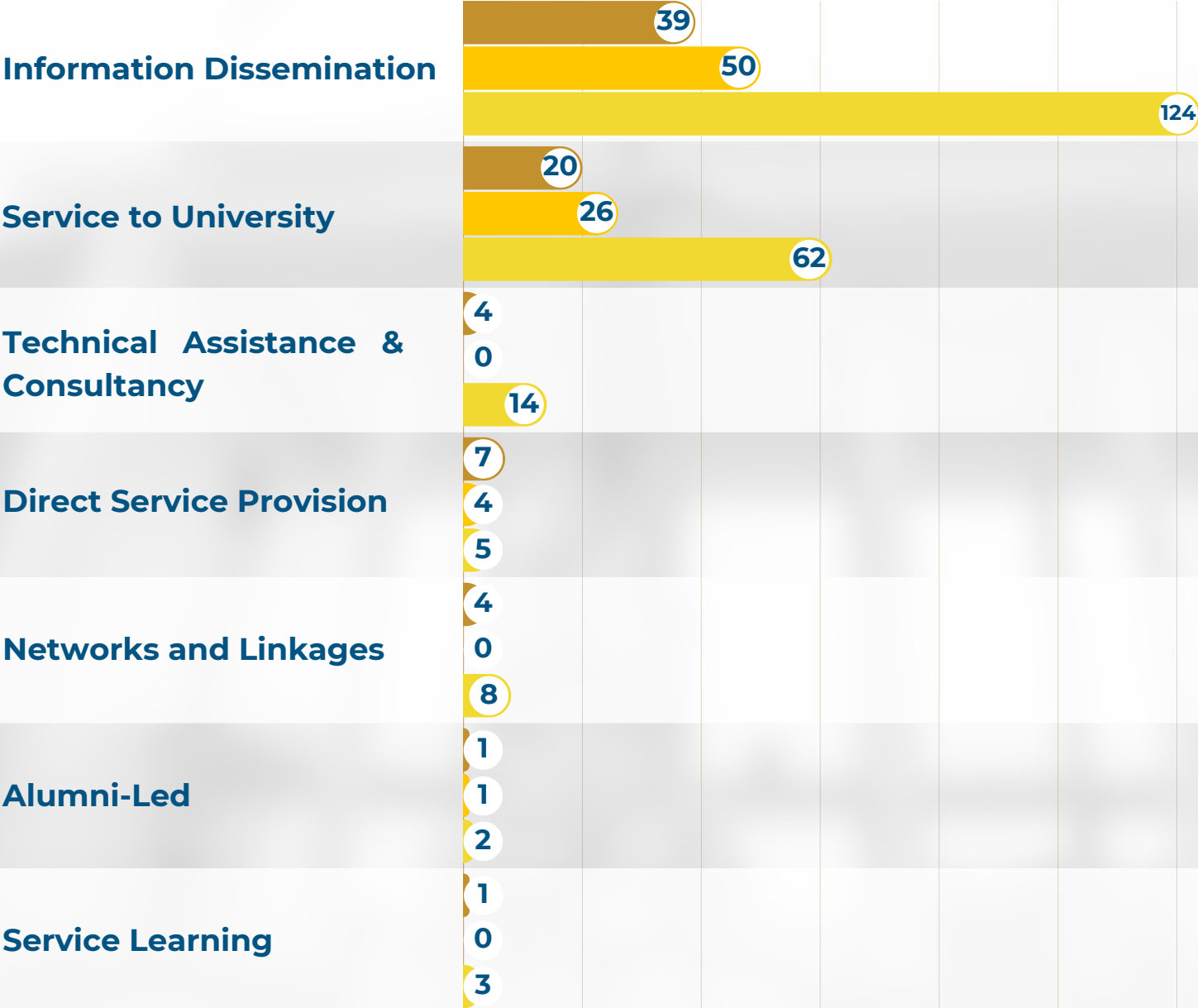
12 Networks and Linkages

4 Alumni-Led

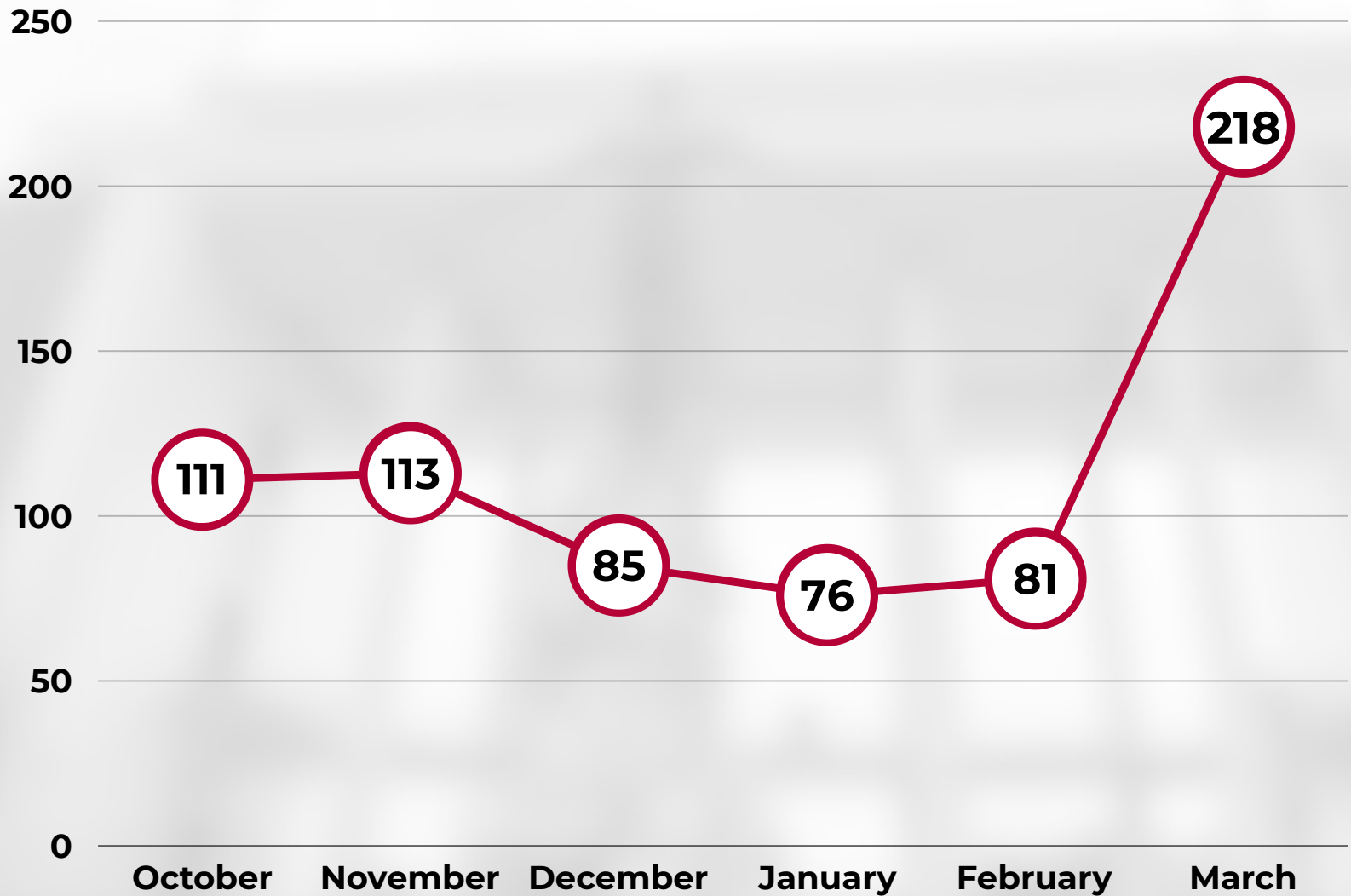
4 Service Learning

375 TOTAL # OF PS PROJECTS

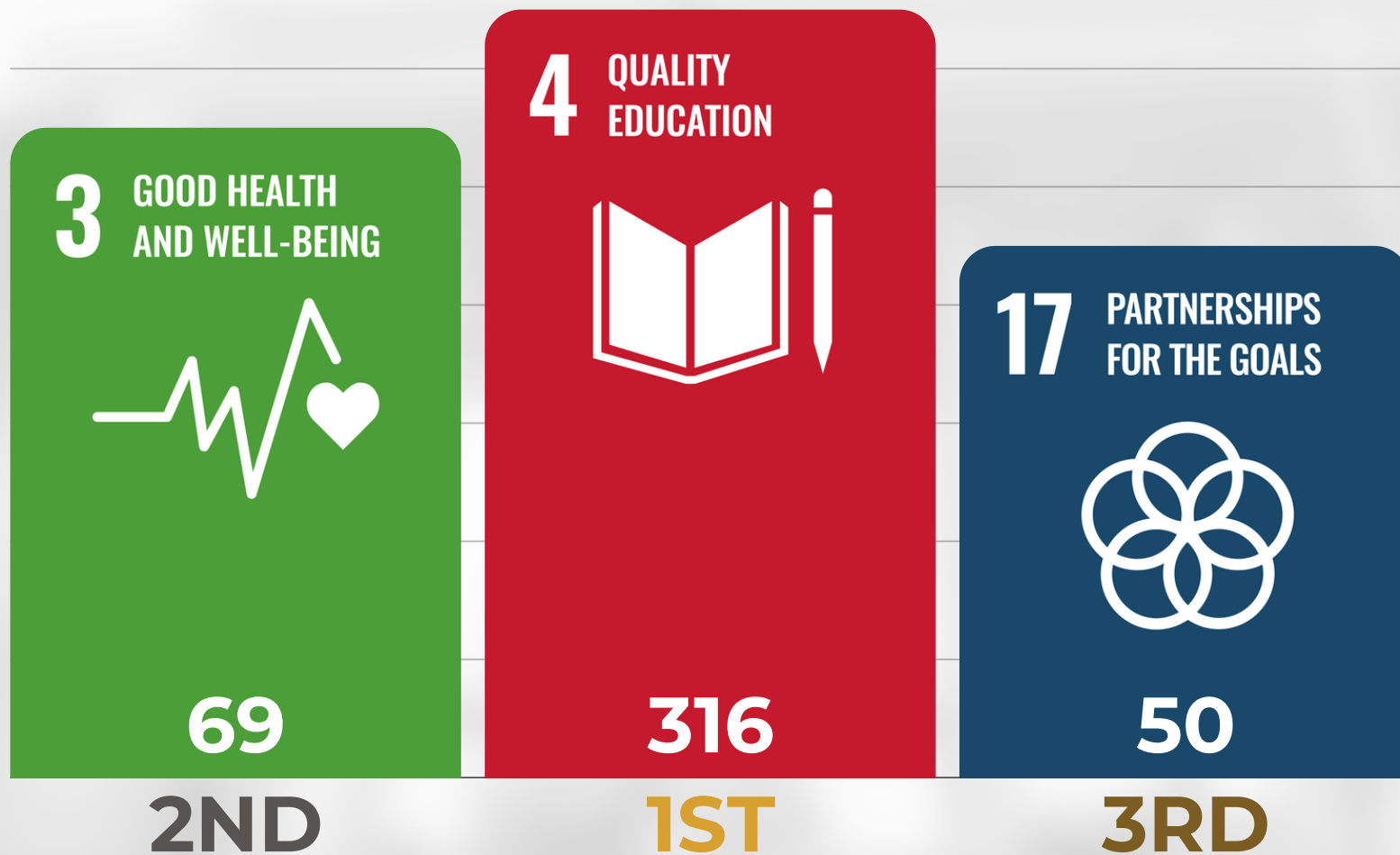
COMPARISON OF UP DILIMAN PUBLIC SERVICE PROJECTS: JANUARY - MARCH 2025



NUMBER OF UP DILIMAN'S PUBLIC SERVICE PROJECTS PER MONTH



**THE TOP 3 SUSTAINABLE DEVELOPMENT GOALS
PRESENT IN THE PS INITIATIVES OF UP DILIMAN
FROM JANUARY - MARCH 2025**



TOTAL NUMBER OF SDG'S PRESENT IN THE PS INITIATIVES OF UP DILIMAN FROM JANUARY - MARCH 2025

#	SUSTAINABLE DEV'T GOAL	APR	MAY	JUN	TOTAL
1	NO POVERTY	6	1	2	9
2	ZERO HUNGER	1	4	3	8
3	GOOD HEALTH AND WELL-BEING	16	17	36	69
4	QUALITY EDUCATION	60	69	187	316
5	GENDER EQUALITY	3	6	40	49
6	CLEAN WATER AND SANITATION	0	0	0	0
7	AFFORDABLE AND CLEAN ENERGY	1	3	0	4
8	DECENT WORK AND ECONOMIC GROWTH	8	9	28	45

#	SUSTAINABLE DEV'T GOAL	APR	MAY	JUN	TOTAL
9	INDUSTRIES, INNOVATION AND INFRASTRUCTURE	18	8	18	44
10	REDUCED INEQUALITIES	0	2	3	5
11	SUSTAINABLE CITIES AND COMMUNITIES	3	2	19	24
12	RESPONSIBLE CONSUMPTION AND PRODUCTION	1	0	5	6
13	CLIMATE ACTION	1	3	15	19
14	LIFE BELOW WATER	4	2	11	17
15	LIFE ON LAND	2	0	2	4
16	PEACE, JUSTICE AND STRONG INSTITUTIONS	5	4	22	31
17	PARTNERSHIPS FOR THE GOALS	8	5	37	50

UP LOS

BANOS

UP PADAYON

PUBLIC SERVICE REPORT



UP LOS BAÑOS

April - June 2025

Limitations of the report: We rely heavily on each CU's social media and website for this report. If there are initiatives that are not posted but would like to be included in the report, please get in touch with us at padayon@up.edu.ph.

HIGHLIGHTS



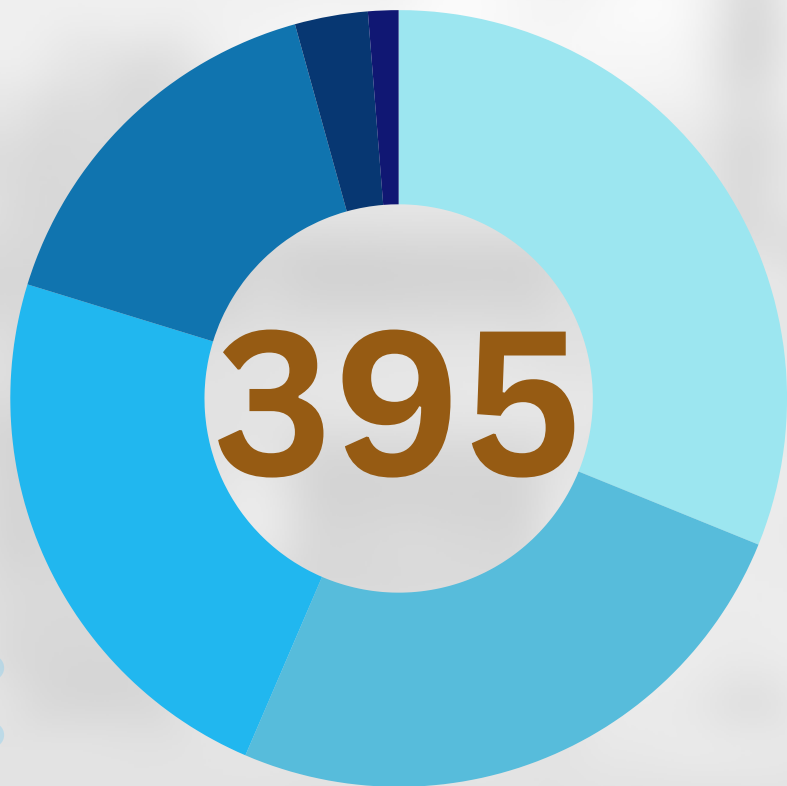
- **UP Los Baños carried out 395 public service initiatives in the second quarter of 2025**, marking a 58% increase from the first quarter of the same year.
- **Information Dissemination (31%) stood out among the public service initiatives**, followed by Service to University (25%), and Direct Service Provision (23%).
- **The majority (168) of UP Los Baños' public service initiatives contributed to Sustainable Development Goal (SDG) #4 Quality Education**, while 71 supported SDG #11 Sustainable Cities and Communities, and 64 supported SDG #17 Partnerships for the Goals.

HIGHLIGHTS



- **Notable public service initiatives from UP Los Baños this quarter include the DUNONG Program, a partnership with DepEd-Laguna aimed at addressing learning poverty**—where up to 9 in 10 ten-year-olds struggle to read. The program features three key components: Reading Enhancement and Appreciation Development (READ), Nutri-Nurture (promoting proper nutrition), and TEACH-OA (teacher training in organic agriculture). The launch was attended by DepEd Secretary Sonny Angara and leaders from private industry and NGOs.

UP LOS BAÑOS PUBLIC SERVICE PROJECTS FROM APRIL - JUNE 2025



Types and Number of Public Service Projects

123 Information Dissemination

100 Service to University

92 Direct Service Provision


63 Networks and Linkages

12 Service Learning

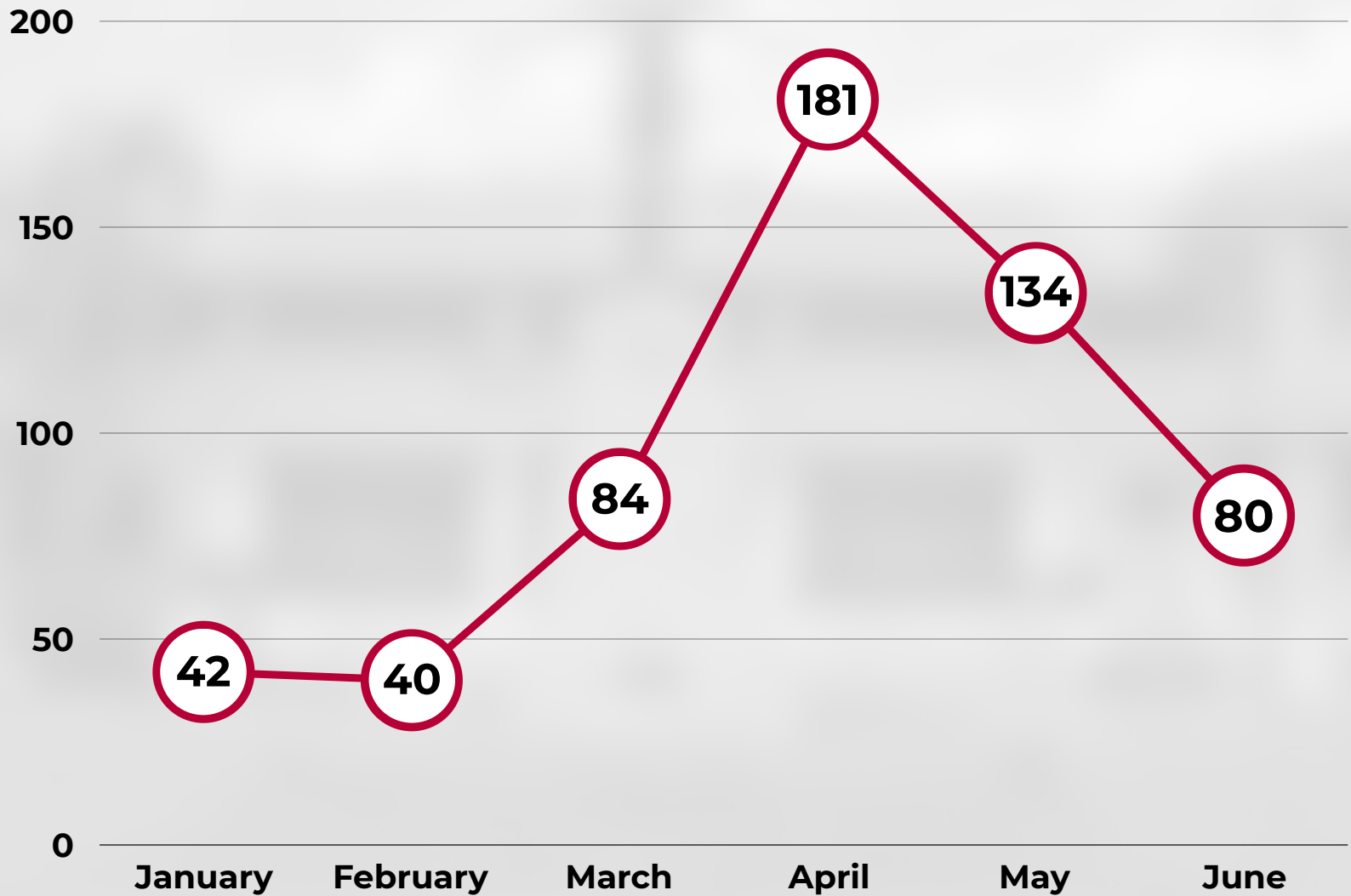
5 Technical Assistance &
Consultancy

395 TOTAL # OF PS PROJECTS

COMPARISON OF LOS BAÑOS PUBLIC SERVICE PROJECTS: APRIL - JUNE 2025



NUMBER OF UP LOS BAÑOS' PUBLIC SERVICE PROJECTS PER MONTH



**THE TOP 3 SUSTAINABLE DEVELOPMENT GOALS
PRESENT IN THE PS INITIATIVES OF UP LOS
BAÑOS FROM APRIL - JUNE 2025**



TOTAL NUMBER OF SDG'S PRESENT IN THE PS INITIATIVES OF UP LOS BAÑOS FROM APRIL - JUNE 2025

#	SUSTAINABLE DEV'T GOAL	APR	MAY	JUN	TOTAL
1	NO POVERTY	1	0	0	1
2	ZERO HUNGER	0	2	0	2
3	GOOD HEALTH AND WELL-BEING	22	22	9	53
4	QUALITY EDUCATION	74	52	42	168
5	GENDER EQUALITY	3	2	2	7
6	CLEAN WATER AND SANITATION	0	0	0	0
7	AFFORDABLE AND CLEAN ENERGY	1	0	1	2
8	DECENT WORK AND ECONOMIC GROWTH	8	7	2	17

#	SUSTAINABLE DEV'T GOAL	APR	MAY	JUN	TOTAL
9	INDUSTRIES, INNOVATION AND INFRASTRUCTURE	17	15	11	43
10	REDUCED INEQUALITIES	4	5	1	10
11	SUSTAINABLE CITIES AND COMMUNITIES	33	23	15	71
12	RESPONSIBLE CONSUMPTION AND PRODUCTION	33	16	8	57
13	CLIMATE ACTION	6	2	3	11
14	LIFE BELOW WATER	1	1	0	2
15	LIFE ON LAND	11	9	7	27
16	PEACE, JUSTICE AND STRONG INSTITUTIONS	14	6	2	22
17	PARTNERSHIPS FOR THE GOALS	24	20	20	64