

UP PADAYON

PUBLIC SERVICE REPORT



UP MINDANAO

April - June 2025

Limitations of the report: We rely heavily on each CU's social media and website for this report. If there are initiatives that are not posted but would like to be included in the report, please get in touch with us at padayon@up.edu.ph.

HIGHLIGHTS



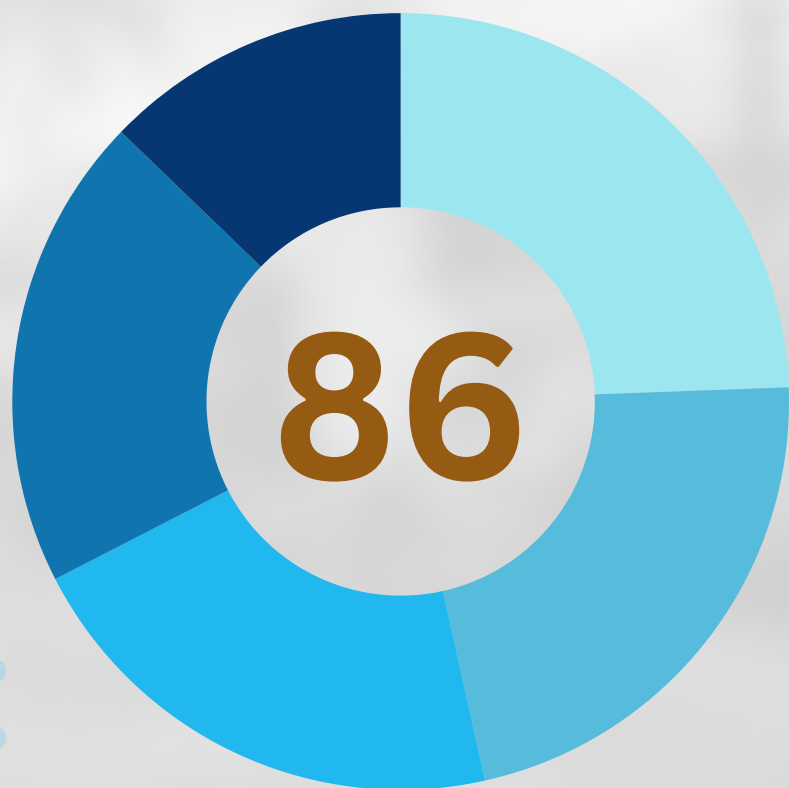
- **UP Mindanao carried out 86 public service initiatives in the second quarter of 2025**, representing a 37% increase over the previous quarter, with 63 initiatives.
- **The public service categories that stood out in UP Mindanao for the second quarter were Service to University, with 21 initiatives**, followed by Information Dissemination, with 19 initiatives, and Direct Service Provision, with 18 initiatives.
- **UP Mindanao contributed 43 public service initiatives to Sustainable Development Goal (SDG) #4 Quality Education**, while 42 initiatives supported SDG #17 Partnership for the Goals, and 16 initiatives supported SDG #3 Good Health and Well-Being.

HIGHLIGHTS



- **Some of the notable public service initiatives of UP Mindanao for this quarter include the exploratory meeting with the Philippine Coconut Authority (PCA) to talk about potential partnership and funding opportunities on research and development;** the consultation between UP Mindanao and the Provincial Planning and Development Office (PPDO) of Sulu for the proposed capacity development training for local and agency planners; and the launch of the DiWA Center Mpox dashboard that features verified data of confirmed Mpox cases across Mindanao.

UP MINDANAO PUBLIC SERVICE PROJECTS FROM APRIL - JUNE 2025



Types and Number of Public Service Projects

21 Service to University

19 Information Dissemination

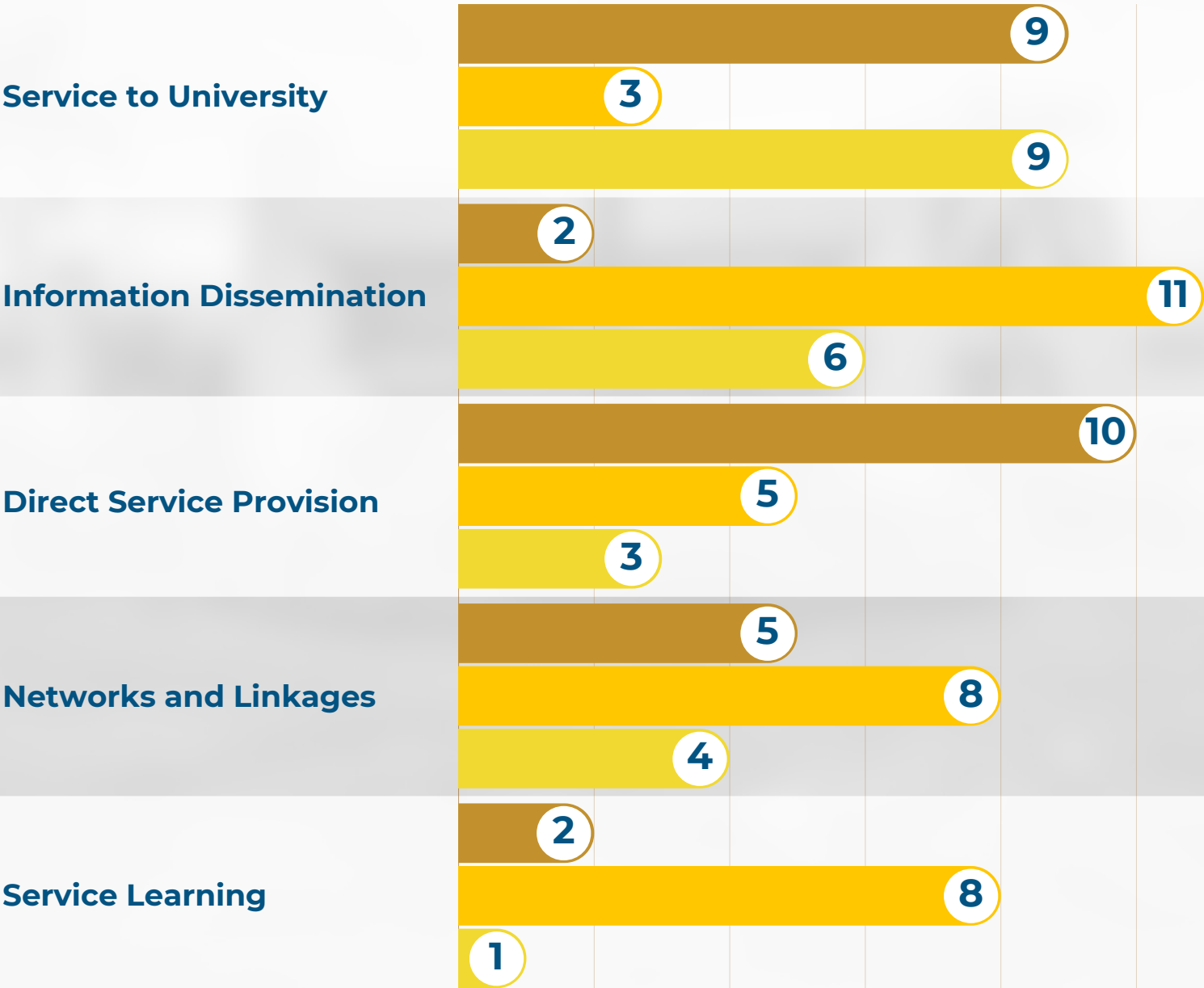
18 Direct Service Provision

17 Networks and Linkages

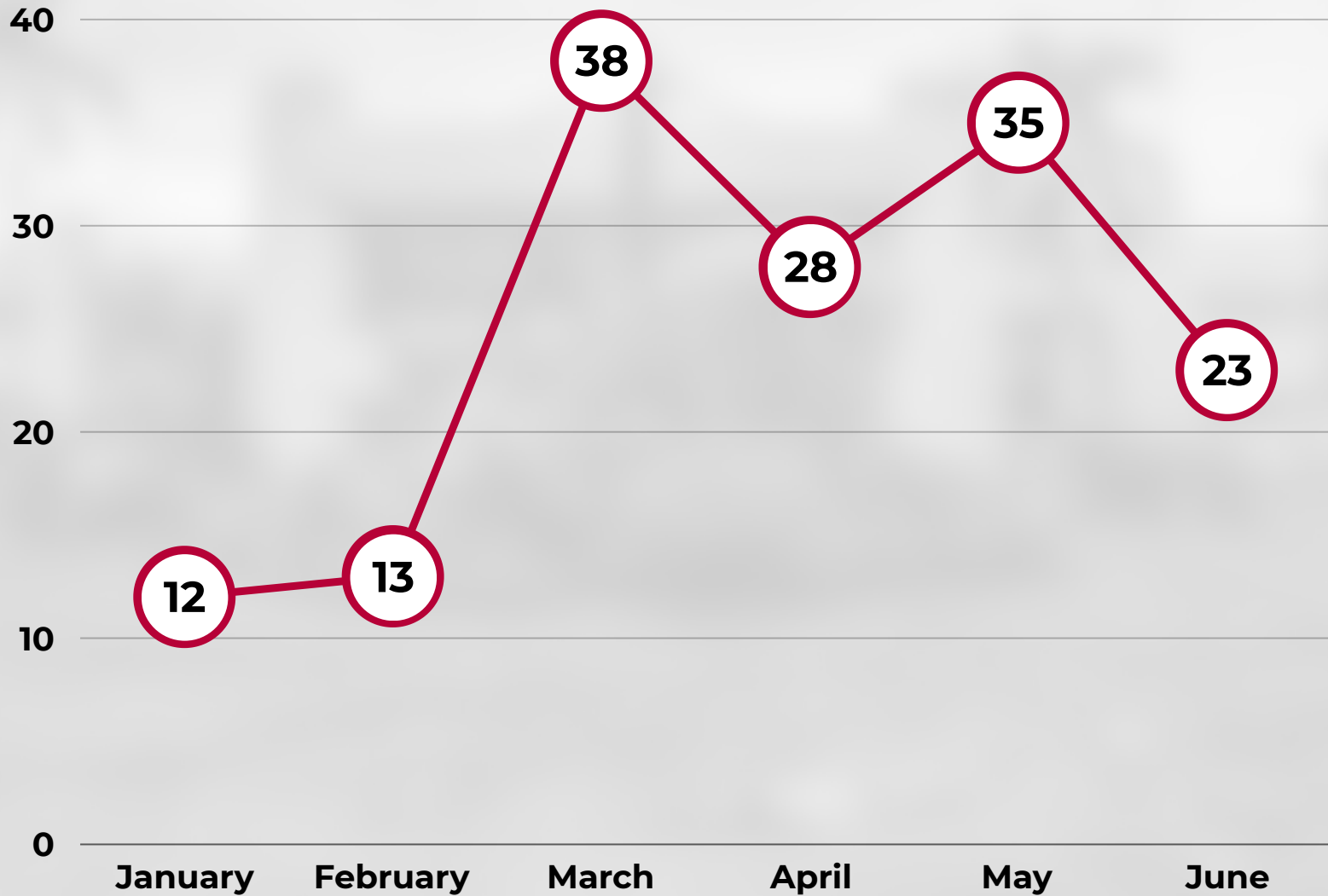
11 Service Learning

86 TOTAL # OF PS PROJECTS

COMPARISON OF MINDANAO PUBLIC SERVICE PROJECTS: APRIL - JUNE 2025



NUMBER OF UP MINDANAO'S PUBLIC SERVICE PROJECTS PER MONTH



**THE TOP 3 SUSTAINABLE DEVELOPMENT GOALS
PRESENT IN THE PS INITIATIVES OF UP
MINDANAO FROM APRIL - JUNE 2025**



TOTAL NUMBER OF SDG'S PRESENT IN THE PS INITIATIVES OF UP MINDANAO FROM APRIL - MAY 2025

#	SUSTAINABLE DEV'T GOAL	APR	MAY	JUN	TOTAL
1	NO POVERTY	0	3	1	4
2	ZERO HUNGER	0	1	0	1
3	GOOD HEALTH AND WELL-BEING	8	3	5	16
4	QUALITY EDUCATION	13	19	11	43
5	GENDER EQUALITY	0	2	0	2
6	CLEAN WATER AND SANITATION	0	0	0	0
7	AFFORDABLE AND CLEAN ENERGY	0	0	0	0
8	DECENT WORK AND ECONOMIC GROWTH	0	3	1	4

#	SUSTAINABLE DEV'T GOAL	APR	MAY	JUN	TOTAL
9	INDUSTRIES, INNOVATION AND INFRASTRUCTURE	4	1	1	6
10	REDUCED INEQUALITIES	4	2	1	7
11	SUSTAINABLE CITIES AND COMMUNITIES	3	6	2	11
12	RESPONSIBLE CONSUMPTION AND PRODUCTION	1	0	0	1
13	CLIMATE ACTION	1	1	0	2
14	LIFE BELOW WATER	0	1	0	1
15	LIFE ON LAND	1	3	1	5
16	PEACE, JUSTICE AND STRONG INSTITUTIONS	3	1	1	5
17	PARTNERSHIPS FOR THE GOALS	17	16	9	42