

UP PADAYON

PUBLIC SERVICE REPORT



UP SYSTEM

April - June 2025

Limitations of the report: We rely heavily on each CU's social media and website for this report. If there are initiatives that are not posted but would like to be included in the report, please get in touch with us at padayon@up.edu.ph.

HIGHLIGHTS



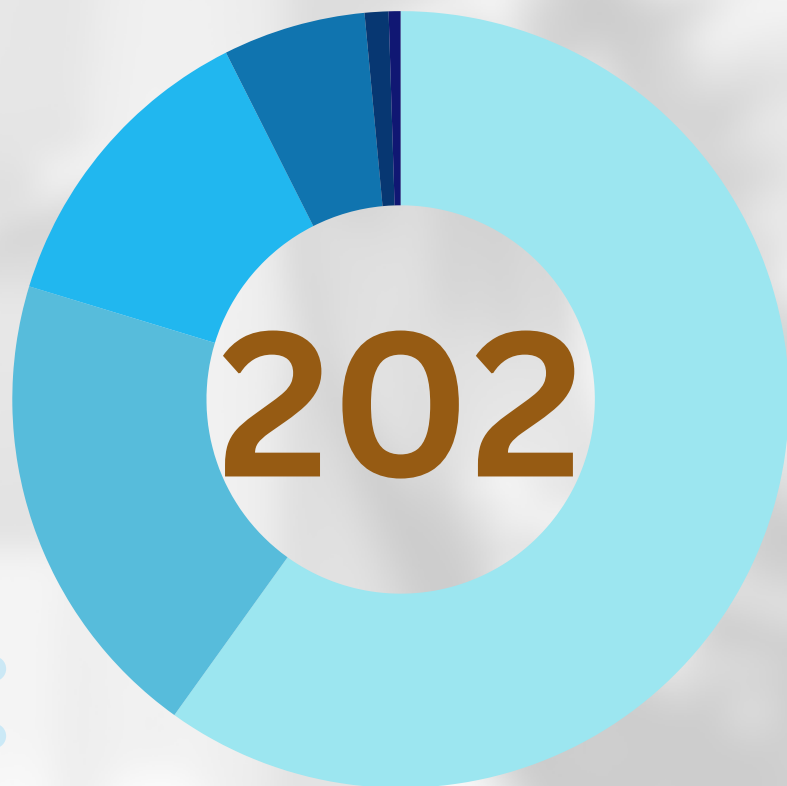
- **The UP System conducted 202 public service (PS) initiatives for the second quarter of 2025**, representing an 18% increase compared to the initiatives carried out during the previous quarter.
- **Information Dissemination (121 initiatives), followed by Service to University (40 initiatives), and Networks and Linkages (26 initiatives)** are the prominent PS categories conducted by UP System offices and units.
- The UP System has undertaken numerous public service initiatives to contribute towards achieving the UN Sustainable Development Goals (SDGs). **Their initiatives primarily fell under SDG 4 (Quality Education)**, with 149 initiatives, followed by SDG 17 (Partnership for the Goals), with 50, and SDG 16 (Peace, Justice, and Strong Institutions), with 34.

HIGHLIGHTS



- **The notable initiatives for the second quarter of 2025 include the increase in the hourly rates of student assistants and graduate assistants (SAGA) marking the first SAGA adjustment in more than a decade;** the five-year memorandum of understanding (MOU) between the University of the Philippines and the De La Salle University (DLSU) that aims to strengthen academic cooperation; and the opening of the applications for the Iskolar ng Bayan program for AY 2025-2026 that caters to the top 10 students from public high schools in the Philippines.

UP SYSTEM PUBLIC SERVICE PROJECTS FROM APRIL - JUNE 2025



Types and Number of Public Service Projects

121 Information Dissemination

40 Service to University

26 Networks and Linkages


12 Direct Service Provision

2 Technical Assistance &
Consultancy

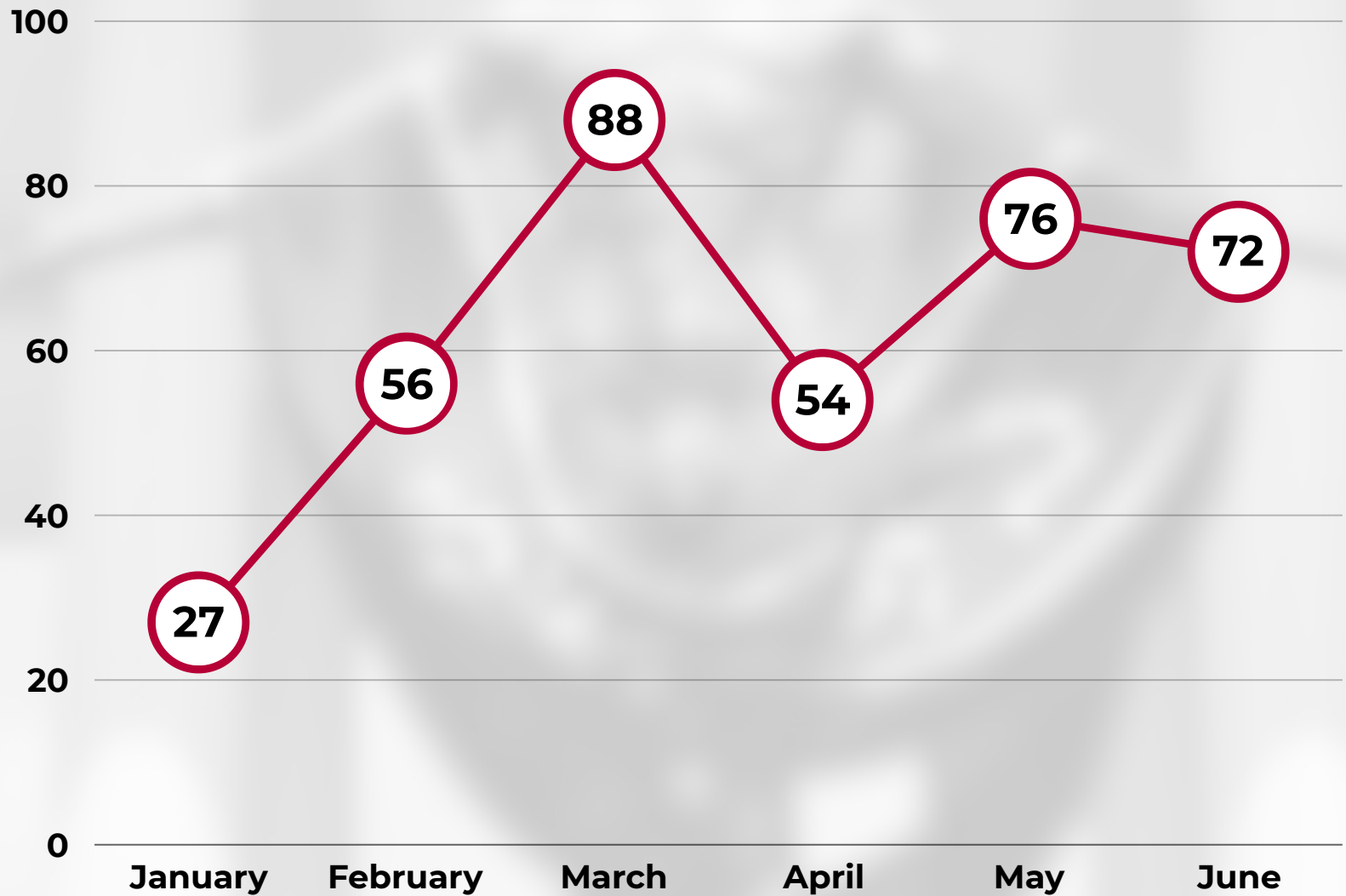
1 Service Learning

202 TOTAL # OF PS PROJECTS

COMPARISON OF UP SYSTEM PUBLIC SERVICE PROJECTS: APRIL - JUNE 2025



NUMBER OF UP SYSTEM'S PUBLIC SERVICE PROJECTS PER MONTH



**THE TOP 3 SUSTAINABLE DEVELOPMENT GOALS
PRESENT IN THE PS INITIATIVES OF UP SYSTEM
FROM APRIL - JUNE 2025**



TOTAL NUMBER OF SDG'S PRESENT IN THE PS INITIATIVES OF UP SYSTEM FROM APRIL - JUNE 2025

#	SUSTAINABLE DEV'T GOAL	APR	MAY	JUN	TOTAL
1	NO POVERTY	2	1	2	5
2	ZERO HUNGER	2	4	1	7
3	GOOD HEALTH AND WELL-BEING	3	4	1	8
4	QUALITY EDUCATION	34	54	61	149
5	GENDER EQUALITY	5	6	6	17
6	CLEAN WATER AND SANITATION	2	0	1	3
7	AFFORDABLE AND CLEAN ENERGY	0	0	0	0
8	DECENT WORK AND ECONOMIC GROWTH	9	8	4	21

#	SUSTAINABLE DEV'T GOAL	APR	MAY	JUN	TOTAL
9	INDUSTRIES, INNOVATION AND INFRASTRUCTURE	2	4	2	8
10	REDUCED INEQUALITIES	2	0	0	2
11	SUSTAINABLE CITIES AND COMMUNITIES	1	9	3	13
12	RESPONSIBLE CONSUMPTION AND PRODUCTION	0	3	0	3
13	CLIMATE ACTION	4	4	4	12
14	LIFE BELOW WATER	1	1	2	4
15	LIFE ON LAND	2	1	0	3
16	PEACE, JUSTICE AND STRONG INSTITUTIONS	5	15	14	34
17	PARTNERSHIPS FOR THE GOALS	14	22	14	50