

UP PADAYON

PUBLIC SERVICE REPORT



UP VISAYAS

April - June 2025

Limitations of the report: We rely heavily on each CU's social media and website for this report. If there are initiatives that are not posted but would like to be included in the report, please get in touch with us at padayon@up.edu.ph.

HIGHLIGHTS



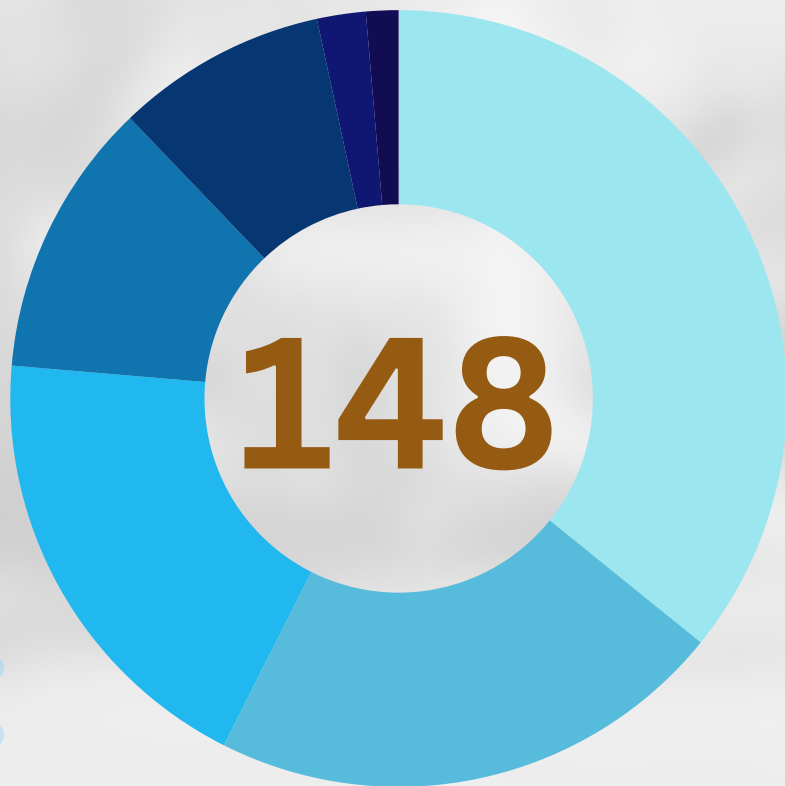
- **For the second quarter of 2025, UP Visayas (UPV) implemented 148 public service (PS) initiatives.** This corresponds to a 41% increase in the number of public service initiatives conducted compared to the previous quarter.
- **From the 148 PS initiatives, the categories that stood out the most were Information Dissemination (53 initiatives),** followed by Direct Service Provision (32 initiatives), and Service to University (28 initiatives).
- **UP Visayas stays committed to the fulfillment of UN's Sustainable Development Goals (SDGs). Their PS initiatives primarily fell under SDG 4 (Quality Education), with 109 initiatives,** followed by SDG 17 (Partnership for the Goals), with 82, and SDG 14 (Life Below Water), with 30.

HIGHLIGHTS



- **The notable initiatives of UP Visayas for the second quarter include conserving and revitalizing the Visayan spotted deer (*R. alfredi*);** providing free medical services to their fisherfolk community; and organizing a series of UPV Teacher Development Programs and Aabutin ang Pangarap (AAP) caravans for educators and aspiring Iskolars ng Bayan.
- **The College of Management (CM) Batch 1995 gives back to the University of the Philippines Visayas by making a generous donation worth Php 500,000.00 to acquire interactive displays for the Bluechips AVR and CM rooms.** Their donation aims to improve the teaching and learning experience of both students and faculty members through advanced tools for presentation, collaboration, and discussion.

UP VISAYAS PUBLIC SERVICE PROJECTS FROM APRIL - JUNE 2025



Types and Number of Public Service Projects

53 Information Dissemination

32 Direct Service Provision

28 Service to University

17 Service Learning


13 Networks and Linkages

3 Technical Assistance &
Consultancy

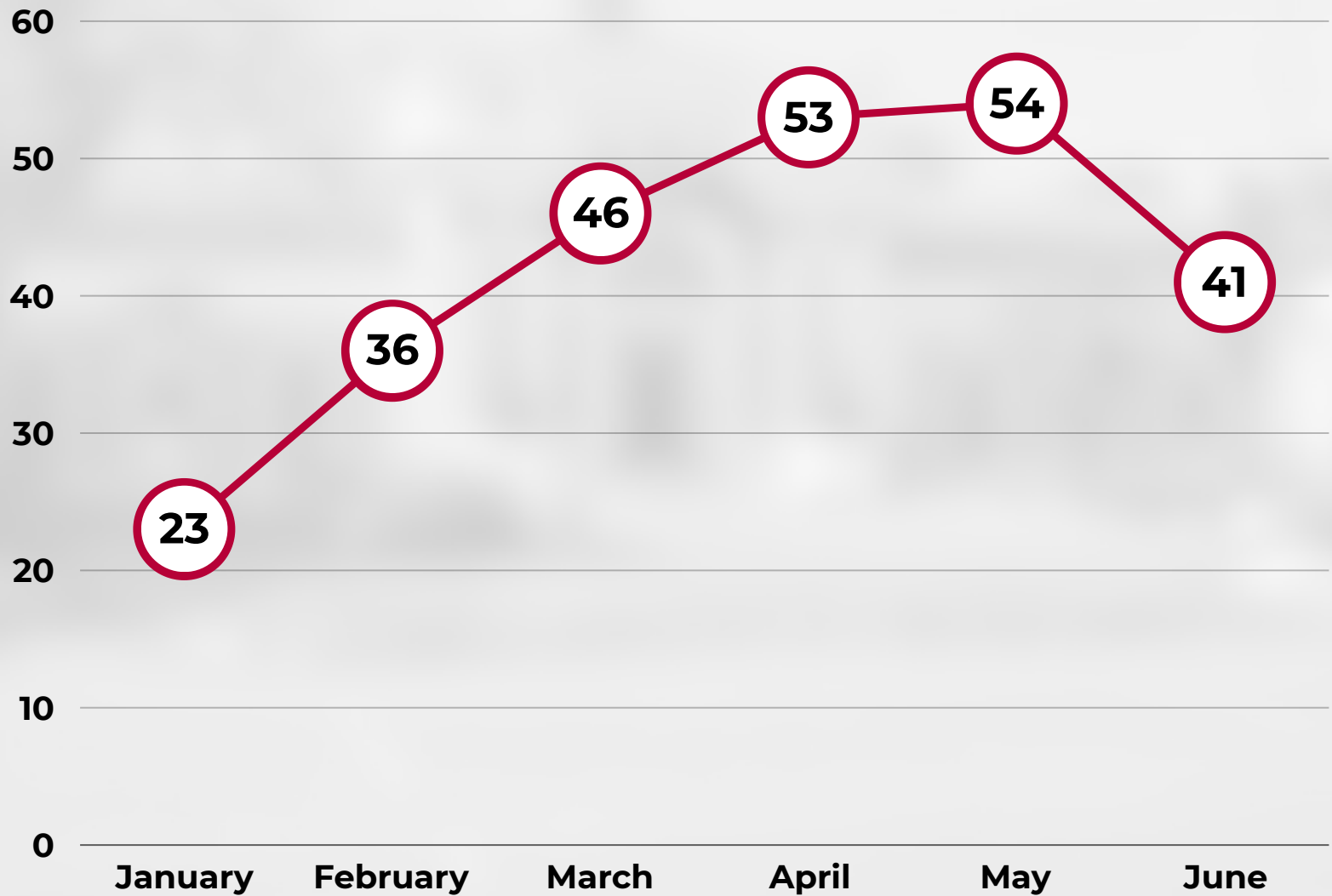
2 Alumni-Led

148 TOTAL # OF PS PROJECTS

COMPARISON OF UP VISAYAS PUBLIC SERVICE PROJECTS: APRIL - JUNE 2025



NUMBER OF UP VISAYAS' PUBLIC SERVICE PROJECTS PER MONTH



**THE TOP 3 SUSTAINABLE DEVELOPMENT GOALS
PRESENT IN THE PS INITIATIVES OF UP VISAYAS
FROM APRIL - JUNE 2025**



TOTAL NUMBER OF SDG'S PRESENT IN THE PS INITIATIVES OF UP VISAYAS FROM APRIL - JUNE 2025

#	SUSTAINABLE DEV'T GOAL	APR	MAY	JUN	TOTAL
1	NO POVERTY	2	3	0	5
2	ZERO HUNGER	0	1	1	2
3	GOOD HEALTH AND WELL-BEING	2	4	4	10
4	QUALITY EDUCATION	39	38	32	109
5	GENDER EQUALITY	2	2	2	6
6	CLEAN WATER AND SANITATION	0	0	1	1
7	AFFORDABLE AND CLEAN ENERGY	0	0	0	0
8	DECENT WORK AND ECONOMIC GROWTH	8	3	2	13

#	SUSTAINABLE DEV'T GOAL	APR	MAY	JUN	TOTAL
9	INDUSTRIES, INNOVATION AND INFRASTRUCTURE	3	1	1	5
10	REDUCED INEQUALITIES	2	0	0	2
11	SUSTAINABLE CITIES AND COMMUNITIES	4	14	6	24
12	RESPONSIBLE CONSUMPTION AND PRODUCTION	2	4	1	7
13	CLIMATE ACTION	1	2	1	4
14	LIFE BELOW WATER	5	10	15	30
15	LIFE ON LAND	2	1	0	3
16	PEACE, JUSTICE AND STRONG INSTITUTIONS	2	0	1	3
17	PARTNERSHIPS FOR THE GOALS	25	30	27	82