

# UP PADAYON

## PUBLIC SERVICE REPORT



# UP DILIMAN

April - June 2025

**Limitations of the report:** We rely heavily on each CU's social media and website for this report. If there are initiatives that are not posted but would like to be included in the report, please get in touch with us at [padayon@up.edu.ph](mailto:padayon@up.edu.ph).

# HIGHLIGHTS



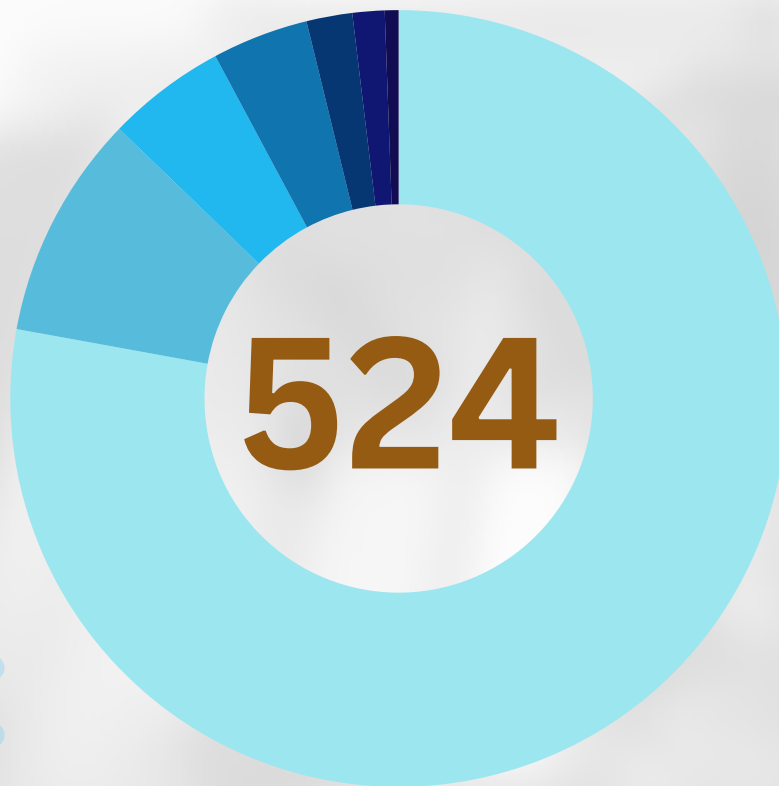
- **UP Diliman implemented 524 public service initiatives in the second quarter**, representing a 40% increase over the previous quarter.
- The majority of these initiatives were categorized under **Information Dissemination (78%)**, followed by **Service to the University (9%)** and **Direct Service Provision (5%)**.
- These initiatives made notable contributions to the United Nations Sustainable Development Goals (SDGs). **In particular, 356 initiatives advanced SDG 4: Quality Education, 223 supported SDG 17: Partnerships for the Goals, and 89 promoted SDG 11: Sustainable Cities and Communities.**

# HIGHLIGHTS



- **Key initiatives during this period included the Group Exercise and Training for UP Diliman (GET UP) wellness program spearheaded by the UPD HRDO** to promote a healthier and more balanced lifestyle among employees; the distribution of Sexual Reproductive Health and Rights commodities by the Diliman Gender Office; Destino 2025: Tagpuan, a benefit concert organized by the UP Broadcasters' Guild in support of the UP Transport Group; the Free Diabetes Consultation offered by the UP Diliman Health Services; and the Annual Clean-up Drive along the Clark-Mabalacat-Angeles Road (CMAR) conducted by UPDEPP.

## UP DILIMAN PUBLIC SERVICE PROJECTS FROM APRIL - JUNE 2025



### Types and Number of Public Service Projects

**408** Information Dissemination

**49** Service to University

**26** Direct Service Provision

**21** Networks and Linkages

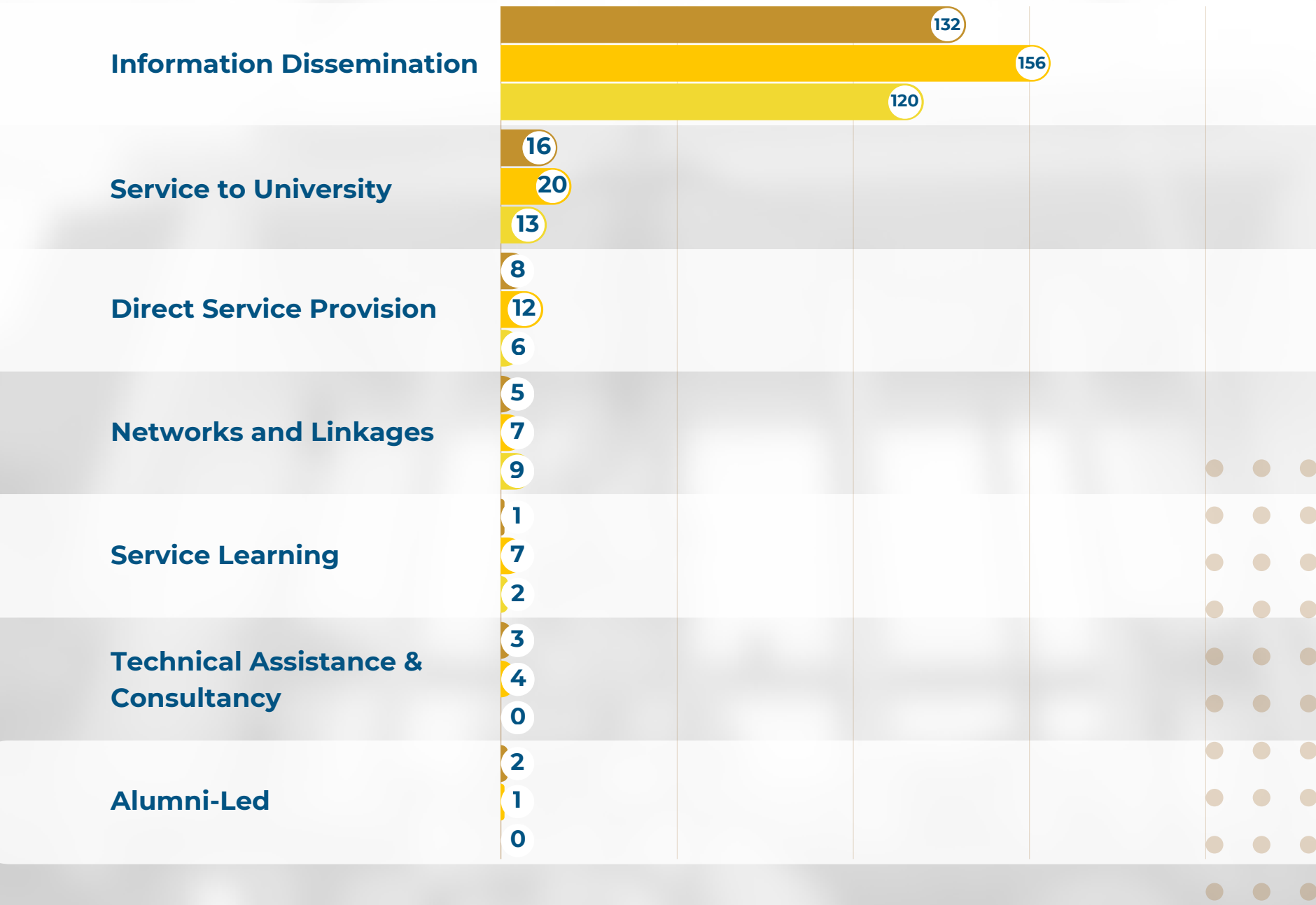
**10** Service Learning

**7** Technical Assistance &  
Consultancy

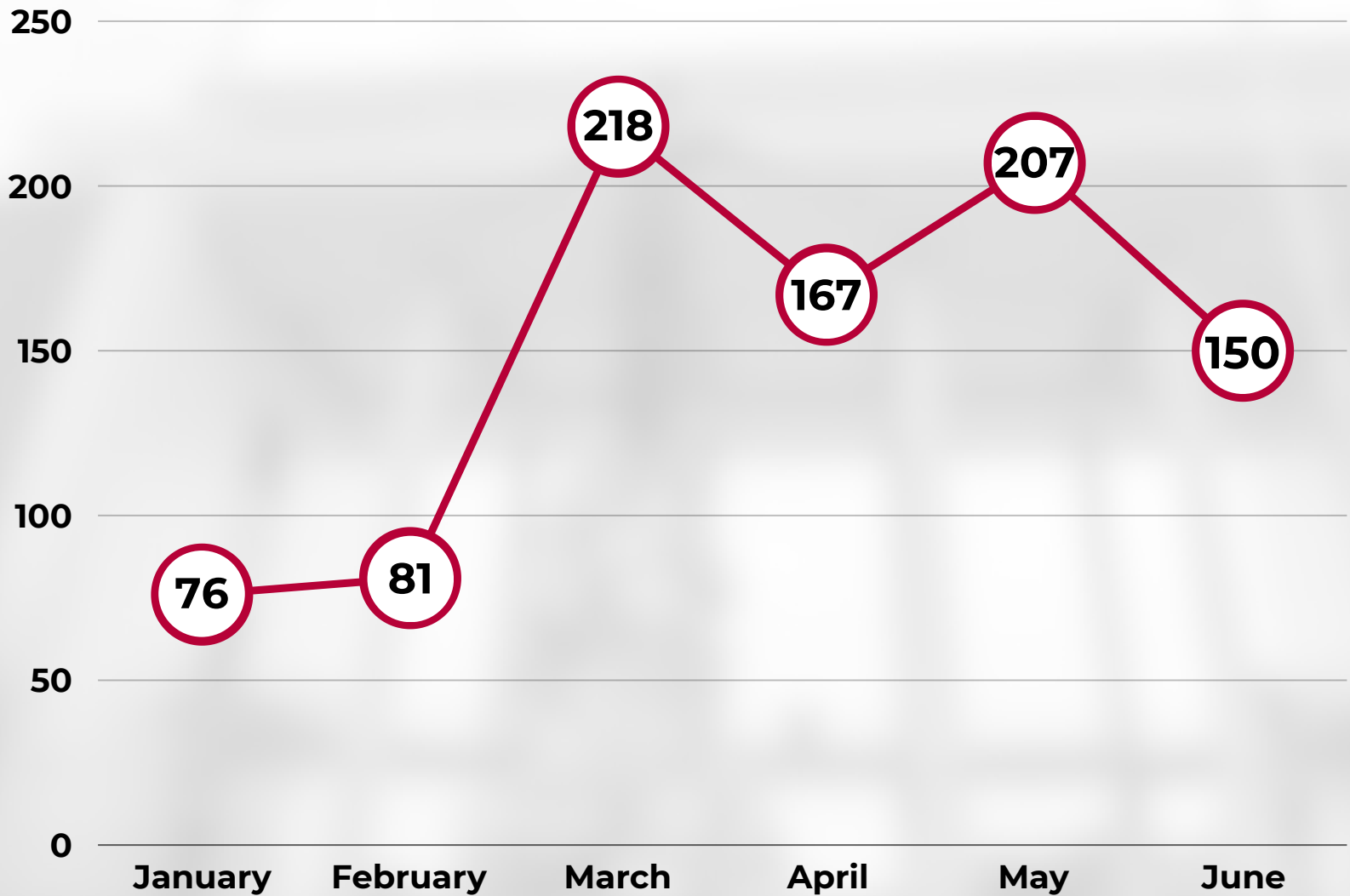
**3** Alumni-Led

**524** TOTAL # OF PS PROJECTS

# COMPARISON OF UP DILIMAN PUBLIC SERVICE PROJECTS: APRIL - JUNE 2025



## NUMBER OF UP DILIMAN'S PUBLIC SERVICE PROJECTS PER MONTH



**THE TOP 3 SUSTAINABLE DEVELOPMENT GOALS  
PRESENT IN THE PS INITIATIVES OF UP DILIMAN  
FROM APRIL - JUNE 2025**



# TOTAL NUMBER OF SDG'S PRESENT IN THE PS INITIATIVES OF UP DILIMAN FROM APRIL - JUNE 2025

#	SUSTAINABLE DEV'T GOAL	APR	MAY	JUN	TOTAL
1	NO POVERTY	3	0	0	3
2	ZERO HUNGER	1	1	0	2
3	GOOD HEALTH AND WELL-BEING	21	22	12	55
4	QUALITY EDUCATION	106	152	98	356
5	GENDER EQUALITY	14	7	27	48
6	CLEAN WATER AND SANITATION	1	1	0	2
7	AFFORDABLE AND CLEAN ENERGY	0	0	0	0
8	DECENT WORK AND ECONOMIC GROWTH	13	8	2	23



#	SUSTAINABLE DEV'T GOAL	APR	MAY	JUN	TOTAL
9	INDUSTRIES, INNOVATION AND INFRASTRUCTURE	9	13	3	25
10	REDUCED INEQUALITIES	6	10	10	26
11	SUSTAINABLE CITIES AND COMMUNITIES	31	36	22	89
12	RESPONSIBLE CONSUMPTION AND PRODUCTION	3	4	1	8
13	CLIMATE ACTION	4	8	9	21
14	LIFE BELOW WATER	4	6	4	14
15	LIFE ON LAND	3	3	3	9
16	PEACE, JUSTICE AND STRONG INSTITUTIONS	14	16	6	36
17	PARTNERSHIPS FOR THE GOALS	59	104	60	223